

# Snowy-Monaro Regional Council





## Buildings

### Asset Management Plan (Concise)



Version 2

March 2018

<b>Document Control</b>		 			
<b>Asset Management Plan</b>					
Document ID : Smrc_2017 Buildings_Nams.Plus Amp_Concise_V2 20180326					
Rev No	Date	Revision Details	Author	Reviewer	Approver
1.00	01/02/2018	Version 1 – Draft for Comment	CL (T1)	SMRC	
2.00	26/03/2018	Version 2 – Updated as per Organisation Comments	CL (T1)		

**NAMS.PLUS Asset Management Plan Templates**

NAMS.Plus offers two Asset Management Plan templates – ‘Concise’ and ‘Comprehensive’.

The Concise template is appropriate for those entities who wish to present their data and information clearly and in as few words as possible whilst complying with the ISO 55000 Standards approach and guidance contained in the International Infrastructure Management Manual.

The Comprehensive template is appropriate for those entities who wish to present their asset management plan and information in a more detailed manner.

**The entity can choose either template to write/update their plan regardless of their level of asset management maturity and in some cases may even choose to use only the Executive Summary.**

**The illustrated content is suggested only and users should feel free to omit content as preferred (e.g. where info not currently available).**

**The concise Asset Management Plan may be used as a supporting document to inform an overarching Strategic Asset Management Plan.**

This is the **Concise** Asset Management Plan template.

© Copyright 2017 – All rights reserved.  
 The Institute of Public Works Engineering Australasia.  
[www.ipwea.org/namsplus](http://www.ipwea.org/namsplus)



## TABLE OF CONTENTS

1	EXECUTIVE SUMMARY.....	1
	1.1 The Purpose of the Plan.....	1
	1.2 Asset Description.....	1
	1.3 Levels of Service .....	1
	1.4 Future Demand .....	1
	1.5 Lifecycle Management Plan .....	2
	1.6 Financial Summary .....	2
	1.7 Asset Management Practices .....	2
	1.8 Monitoring and Improvement Program.....	3
2.	INTRODUCTION.....	2
	2.1 Background.....	2
	2.2 Goals and Objectives of Asset Ownership .....	6
	2.3 Core and Advanced Asset Management.....	6
3.	LEVELS OF SERVICE .....	7
	3.1 Customer Research and Expectations .....	7
	3.2 Strategic and Corporate Goals .....	7
	3.3 Legislative Requirements.....	10
	3.4 Customer Levels of Service .....	12
	3.5 Technical Levels of Service.....	13
4.	FUTURE DEMAND.....	14
	4.1 Demand Drivers .....	14
	4.2 Demand Forecasts.....	15
	4.3 Demand Impact on Assets .....	15
	4.4 Demand Management Plan .....	16
	4.5 Asset Programs to meet Demand .....	17
5.	LIFECYCLE MANAGEMENT PLAN .....	17
	5.1 Background Data.....	17
	5.2 Operations and Maintenance Plan.....	20
	5.3 Renewal/Replacement Plan.....	21
	5.4 Creation/Acquisition/Upgrade Plan .....	23
	5.5 Disposal Plan .....	26
6.	RISK MANAGEMENT PLAN .....	26
	6.1 Critical Assets .....	26
	6.2 Risk Assessment .....	26
7.	FINANCIAL SUMMARY .....	28
	7.1 Financial Statements and Projections .....	28
	7.2 Funding Strategy .....	32
	7.3 Valuation Forecasts.....	32
	7.4 Key Assumptions Made in Financial Forecasts.....	32
	7.5 Forecast Reliability and Confidence .....	32
8.	PLAN IMPROVEMENT AND MONITORING .....	33
	8.1 Status of Asset Management Practices .....	33
	8.2 Improvement Plan.....	33
	8.3 Monitoring and Review Procedures .....	34
	8.4 Performance Measures .....	34
9.	REFERENCES.....	34
10.	APPENDICES.....	35
	Appendix A Projected 10-year Deferred Capital Renewal and Replacement Works Program.....	36
	Appendix B Projected 10-year Capital Renewal and Replacement Works Program .....	48
	Appendix C Budgeted Expenditures Accommodated in LTFP .....	99

This page is intentionally left blank

# 1 EXECUTIVE SUMMARY

## 1.1 The Purpose of the Plan

Asset management planning is a comprehensive process to ensure delivery of services from infrastructure is provided in a financially sustainable manner.

This asset management plan details information about infrastructure assets including actions required to provide an agreed level of service in the most cost effective manner while outlining associated risks. The plan defines the services to be provided, how the services are provided and what funds are required to provide the services over a 20-year planning period.

This plan covers the infrastructure assets that provide buildings & other structures.

## 1.2 Asset Description

These assets include:

The buildings & other structures infrastructure network comprises:

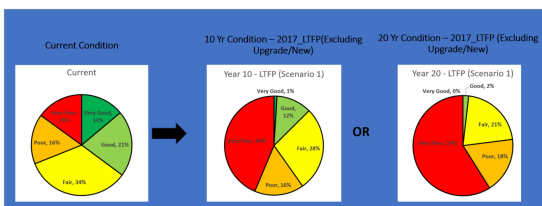
- Buildings Non-Specialised
- Buildings Specialised
- Operational Land
- Community Land
- Open Spaces Assets associated with buildings
- Other Assets associated with buildings
- Other Structures

These infrastructure assets have significant value estimated at \$112,6M.

## 1.3 Levels of Service

Stakeholder expectations and the importance of sustaining services are typically high on the agenda for most of the people residing across the Council area.

The assets supporting these services are overall well maintained and operate at a high standard and are comparable to other areas the region.



**State of the Assets**

Our present funding levels are sufficient to continue to provide existing services at current levels in the short-term. However, the 5, 10 to 20-year outlook suggest priorities should remain focused on ensuring operations, maintenance and renewal of existing assets remain funded at required and agreed levels.

The main service level priorities anticipated in the short to medium term are:

- Building infrastructure is safe and well maintained.
- Building infrastructure is 'ready for the future'.
- Building infrastructure meets the capacity requirements.

The focus is to ensure the ongoing provision of safe and fit for purpose infrastructure, access to essential services, timely response to defects and failures ensuring well maintained assets.

Coupled with an appreciation of the risk profile by way of identifying critical assets, analysing failure modes and implement affordable control measures will ensure building assets and services are fit for the future.

## 1.4 Future Demand

The main demands for new services are created by:

- Communicate options and capacity to fund building infrastructure with the community renewal program
- Funding priority building works

These will be managed through a combination of managing existing assets, upgrading of existing assets and providing new assets to meet demand and demand management. Demand management practices include non-asset solutions, insuring against risks and managing failures.

- Monitor community expectations and communicate service levels and financial capacity with the community to balance priorities for infrastructure with what the community is prepared to pay for
- Continue to seek grant funding for projects identified in the Community Plan and Asset Management Plans

## 1.5 Lifecycle Management Plan

### What does it Cost?

The projected outlays necessary to provide the services covered by this Asset Management Plan (AM Plan) includes operations, maintenance, renewal and upgrade of existing assets over the 10-year planning period is \$485,926,669 or \$48,592,667 on average per year.

## 1.6 Financial Summary

### What we will do

Estimated available funding for this period is \$42,450,000 or \$4,245,000 on average per year as per the long term financial plan or budget forecast. This is 9% of the cost to sustain the current level of service at the lowest lifecycle cost.

The infrastructure reality is that only what is funded in the long term financial plan can be provided. The emphasis of the Asset Management Plan is to communicate the consequences that this will have on the service provided and risks, so that decision making is “informed”.

The allocated funding leaves a shortfall of \$44,347,667 on average per year of the projected expenditure required to provide services in the AM Plan compared with planned expenditure currently included in the Long Term Financial Plan. This is shown in the figure below.

#### Projected Operating and Capital Expenditure

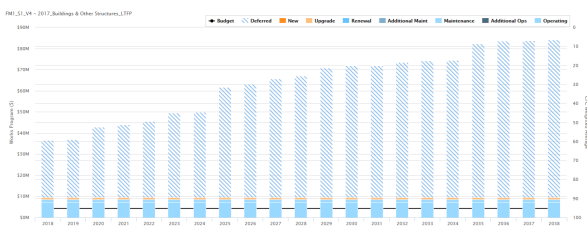


Figure Values are in current (real) dollars.

We plan to provide buildings & other structures assets for the following:

- Operation, maintenance, renewal and upgrade of buildings & other structures assets to meet service levels set by in annual budgets.
- Renewals & upgrades in line with the LTFP.

### What we cannot do

We currently do **not** allocate enough funding to sustain these services at the desired standard or to

provide all new services being sought. Works and services that cannot be provided under present funding levels are:

- Provision of all the additional Buildings assets to support the services desired by the community.

### Managing the Risks

Our present funding levels are sufficient to continue to manage risks in the medium term.

The main risk consequences are:

- Maintenance costs increasing due to inadequate renewal program
- Buildings deteriorate to a lesser service standard and higher risk situation
- Buildings not suiting the needs of service providers
- Growth in building portfolio due to provision of grants
- Building Defects or non-compliance with regulations resulting in injury or discrimination against the disabled.

We will endeavour to manage these risks within available funding by:

- Continue to improve data Maintenance is managed appropriately at an operational; level. Future planning improvements can be made by documented service level risks and utilisation of these in establishing future maintenance priorities.
- Continue to improve data Required renewal of building components is being achieved in the short to medium term. Future planning improvements can be made by further documented service level risks and utilisation of these in establishing future renewal priorities.
- Continue to monitor not only the condition of buildings, but how well they suit the needs of users
- Although grants may be available for the capital cost of new or expanded facilities, due consideration should be made to ensure sufficient ongoing operation and maintenance funds can be provided to support these additional assets
- Regular inspection programme targeted and prioritised based on risk, levels or use and types of use.

## 1.7 Asset Management Practices

Our systems to manage assets include:

- TechnologyOne
- Civica Authority

Assets requiring renewal/replacement are identified from one of three methods provided in the 'Expenditure Template'.

- Method 1 uses Asset Register data to project the renewal costs using acquisition year and useful life to determine the renewal year, or
- Method 2 uses capital renewal expenditure projections from external condition modelling systems (such as Pavement Management Systems), or
- Method 3 uses a combination of average network renewals plus defect repairs in the Renewal Plan and Defect Repair Plan worksheets on the 'Expenditure template'.

Method 1 was used for this asset management plan.

## **1.8 Monitoring and Improvement Program**

The next steps resulting from this asset management plan to improve asset management practices are:

- Implement a continuous improvement strategy to assess and report on the condition, function and capacity of council controlled assets.
- Develop and confirm current and desired levels of service in consultation with the community to understand sustainable levels of service.
- Assess remaining life of our assets and align with up to date performance data and knowledge.
- Develop and adopt a prioritisation framework for renewal and upgrade/new projects.
- Assess building infrastructure risks and report to the audit committee.
- Ensure the Asset Management Plan is updated on an annual basis incorporating an annual review and update of service level performance, financial projections, and risk.



## 2. INTRODUCTION

### 2.1 Background

This asset management plan communicates the actions required for the responsive management of assets (and services provided from assets), compliance with regulatory requirements, and funding needed to provide the required levels of service over a 20-year planning period.

The asset management plan is to be read with the relevant Snowy-Monaro Regional Council strategic planning documents. This should include the Asset Management Policy and Asset Management Strategy where these have been developed along with other key planning documents:

- Snowy-Monaro Regional Council Annual Report 2016-17
- Snowy-Monaro Regional Council Financial Statements 2016-17
- Snowy-Monaro Regional Council Operational Plan 2018

The infrastructure assets covered by this asset management plan are shown in Table 2.1. These assets are used to provide buildings & other structures services and related infrastructure to the local government area of Snowy-Monaro Regional Council.

**Table 2.1: Assets covered by this Plan**

AMP Category	Model Category	Valuation Dimension (No. of Assets)	Replacement Value	Written Down Value	Annual Depreciation Value
Buildings & Other Structures	Buildings\Buildings Non-Specialised\Building Compl	27	\$3,968,023.41	\$3,243,506.05	\$738,701.53
Buildings & Other Structures	Buildings\Buildings Non-Specialised\Building Elect	10	\$308,506.14	\$172,117.90	\$15,486.43
Buildings & Other Structures	Buildings\Buildings Non-Specialised\Building Finis	18	\$2,236,853.77	\$443,398.64	\$88,858.94
Buildings & Other Structures	Buildings\Buildings Non-Specialised\Building Fire	4	\$52,700.00	\$29,049.23	\$2,107.38
Buildings & Other Structures	Buildings\Buildings Non-Specialised\Building Fitti	16	\$1,175,777.98	\$380,092.51	\$45,854.39
Buildings & Other Structures	Buildings\Buildings Non-Specialised\Building Floor	23	\$2,273,850.00	\$1,180,163.53	\$53,434.67
Buildings & Other Structures	Buildings\Buildings Non-Specialised\Building Mecha	2	\$264,400.00	\$180,226.84	\$8,814.44

Buildings & Other Structures	Buildings\Buildings Non-Specialised\Building Other	42	\$7,370,237.49	\$2,319,509.16	\$223,230.66
Buildings & Other Structures	Buildings\Buildings Non-Specialised\Building Plumb	4	\$197,100.00	\$121,545.15	\$6,569.68
Buildings & Other Structures	Buildings\Buildings Non-Specialised\Building Roof	52	\$3,029,916.53	\$1,040,049.56	\$138,887.00
Buildings & Other Structures	Buildings\Buildings Non-Specialised\Building Sitew	27	\$368,848.56	\$152,169.89	\$12,416.97
Buildings & Other Structures	Buildings\Buildings Non-Specialised\Building Struc	50	\$9,644,598.52	\$5,132,759.56	\$179,157.90
Buildings & Other Structures	Buildings\Buildings Non-Specialised\Building Subst	23	\$1,580,439.41	\$776,694.69	\$31,707.83
Buildings & Other Structures	Buildings\Buildings Non-Specialised\Building Super	23	\$7,362,831.30	\$3,437,248.99	\$147,582.99
Buildings & Other Structures	Buildings\Buildings Non-Specialised\Fixtures & Fit	5	\$45,584.46	\$42,986.14	\$2,598.30
Buildings & Other Structures	Buildings\Buildings Specialised\Building Artworks	2	\$0.02	\$0.00	\$0.00
Buildings & Other Structures	Buildings\Buildings Specialised\Building Complete	113	\$20,729,307.52	\$12,351,418.08	\$8,283,975.78
Buildings & Other Structures	Buildings\Buildings Specialised\Building Electrica	60	\$652,443.62	\$163,049.81	\$32,756.18
Buildings & Other Structures	Buildings\Buildings Specialised\Building Fire Serv	49	\$78,179.45	\$22,910.98	\$3,073.48
Buildings & Other Structures	Buildings\Buildings Specialised\Building Fittings	2	\$11,700.00	\$6,549.76	\$468.05

Buildings & Other Structures	Buildings\Buildings Specialised\Building Floor	74	\$2,091,932.33	\$777,784.19	\$42,245.99
Buildings & Other Structures	Buildings\Buildings Specialised\Building Mechanica	4	\$29,900.00	\$1,003.77	\$1,498.09
Buildings & Other Structures	Buildings\Buildings Specialised\Building Other Ser	21	\$687,750.00	\$317,218.23	\$13,713.43
Buildings & Other Structures	Buildings\Buildings Specialised\Building Plumbing	58	\$701,676.67	\$266,650.03	\$23,811.39
Buildings & Other Structures	Buildings\Buildings Specialised\Building Roof	108	\$2,940,461.11	\$889,321.55	\$377,355.63
Buildings & Other Structures	Buildings\Buildings Specialised\Building Siteworks	1	\$4,023.98	\$3,889.85	\$134.13
Buildings & Other Structures	Buildings\Buildings Specialised\Building Structure	128	\$13,440,231.90	\$5,121,391.01	\$1,733,502.48
Buildings & Other Structures	Buildings\Buildings Specialised\Fixtures & Fitting	42	\$3,334,092.15	\$1,958,983.70	\$1,375,108.25
Buildings & Other Structures	Land\Community Land\Community Land	149	\$7,016,896.07	\$7,008,189.26	\$8,706.81
Buildings & Other Structures	Land\Operational Land\Operational Land	79	\$8,206,331.68	\$8,206,331.68	\$0.00
Buildings & Other Structures	Other Structures\Open Spaces\Boat Ramps	1	\$15,498.90	\$6,049.89	\$309.98
Buildings & Other Structures	Other Structures\Open Spaces\Furniture	458	\$2,937,041.16	\$1,493,094.46	\$130,070.20
Buildings & Other Structures	Other Structures\Open Spaces\Lighting	99	\$758,722.02	\$309,012.86	\$75,170.49

Buildings & Other Structures	Other Structures\Open Spaces\Other Infrastructure	40	\$864,409.76	\$750,723.51	\$22,925.69
Buildings & Other Structures	Other Structures\Open Spaces\Playground Equipment	73	\$395,530.10	\$214,463.89	\$16,189.30
Buildings & Other Structures	Other Structures\Open Spaces\Public Art	48	\$403,243.88	\$127,053.88	\$37,416.68
Buildings & Other Structures	Other Structures\Open Spaces\Sports Equipment	1	\$52,800.00	\$0.00	\$0.00
Buildings & Other Structures	Other Structures\Open Spaces\Sports Equipment	38	\$1,772,496.99	\$1,042,929.46	\$81,443.36
Buildings & Other Structures	Other Structures\Other Assets\Furniture	1	\$39,017.50	\$19,075.80	\$19,941.70
Buildings & Other Structures	Other Structures\Other Assets\Other Infrastructure	4	\$42,395.04	\$14,130.78	\$28,264.26
Buildings & Other Structures	Other Structures\Other Assets\Solar Systems	4	\$134,880.00	\$118,169.69	\$16,710.31
Buildings & Other Structures	Other Structures\Other Assets\Tip Assets	22	\$1,070,426.61	\$680,142.60	\$390,284.01
Buildings & Other Structures	Other Structures\Other Structures\Building	37	\$2,576,032.85	\$976,904.99	\$1,410,669.83
Buildings & Other Structures	Other Structures\Other Structures\Fixtures & Fitti	19	\$278,610.14	\$139,389.85	\$139,220.29

Buildings & Other Structures	Other Structures\Other Structures\Furniture	152	\$807,387.88	\$538,852.64	\$23,185.58
Buildings & Other Structures	Other Structures\Other Structures\Lighting	17	\$75,975.00	\$14,781.58	\$7,597.50
Buildings & Other Structures	Other Structures\Other Structures\Other Infrastruc	46	\$542,763.04	\$284,632.58	\$28,065.79
Buildings & Other Structures	Other Structures\Other Structures\Playground Equip	3	\$5,880.47	\$2,360.34	\$262.22
Buildings & Other Structures	Other Structures\Other Structures\Public Art	5	\$5,065.00	\$3,871.05	\$50.65
<b>TOTAL</b>		<b>2,284</b>	<b>\$112,582,770.41</b>	<b>\$62,481,849.59</b>	<b>\$16,019,536.64</b>

## 2.2 Goals and Objectives of Asset Ownership

Our goal in managing infrastructure assets is to meet the defined level of service (as amended from time to time) in the most cost effective manner for present and future consumers. The key elements of infrastructure asset management are:

- Providing a defined level of service and monitoring performance,
- Managing the impact of growth through demand management and infrastructure investment,
- Taking a lifecycle approach to developing cost-effective management strategies for the long-term that meet the defined level of service,
- Identifying, assessing and appropriately controlling risks, and
- Linking to a long-term financial plan which identifies required, affordable expenditure and how it will be allocated.

Other references to the benefits, fundamentals principles and objectives of asset management are:

- International Infrastructure Management Manual 2015 <sup>1</sup>
- ISO 55000<sup>2</sup>

## 2.3 Core and Advanced Asset Management

This asset management plan is prepared as a 'core' asset management plan over a 20 year planning period in accordance with the International Infrastructure Management Manual<sup>3</sup>. Core asset management is a 'top down'

<sup>1</sup> Based on IPWEA 2015 IIMM, Sec 2.1.3, p 2 | 13

<sup>2</sup> ISO 55000 Overview, principles and terminology

<sup>3</sup> IPWEA, 2015, IIMM.

approach where analysis is applied at the system or network level. An ‘advanced’ asset management approach uses a ‘bottom up’ approach for gathering detailed asset information for individual assets.

### 3. LEVELS OF SERVICE

#### 3.1 Customer Research and Expectations

At the time of preparation of the Asset Management Plan council has not conducted any formal process of customer research relating to the provision of buildings & other structures services. This will be investigated for future updates of the asset management plan.

Previous organisations have had systems of logging customer requests and plant performance measures. The information obtained from these systems has facilitated prioritising capital renewals and maintenance plans and in developing the Business Plan for allocation of resources in the budget.

**Table 3.1: Community Satisfaction Survey Levels**

Performance Measure	Satisfaction Level				
	Very Satisfied	Fairly Satisfied	Satisfied	Somewhat satisfied	Not satisfied
To Be Developed					

#### 3.2 Strategic and Corporate Goals

This asset management plan is prepared under the direction of the Council vision, values, code of conduct, goals and objectives.

Our vision is:

***A Trusted Community Partner***

Our values that will achieve our vision are:

- ***Solutionary***
- ***Together***
- ***Accountable***
- ***Innovative***
- ***Caring***

Our code of conduct:

Snowy Monaro Regional Council has a commitment to providing all staff with a common understanding of the professional standards of behaviour required in our workplace and to the Community. Guidelines have been produced and must be read in conjunction with the Model Code of Conduct.

Council also endorses the Model Code of Conduct for Local Councils in NSW and the procedures and for the Administration of the Model Code of Conduct for Local Councils in NSW issued by Premier and Cabinet, Division of Local Government, March 2013.

Council Policy:

Following are related documents:

- The Model Code of Conduct for Local Councils in NSW, March 2013
- Procedures for the administration of the Model Code of Conduct for Local Councils in NSW, March 2013
- SMRC 001 - The Model Code of Conduct – Standards of Conduct for Council Officials - Summary

## Councils Local Government Charter

### Our Charter:

The roles and responsibilities of Snowy Monaro Regional Council are set out in the Local Government Act. Specifically, Council's Charter as defined as Section 8 of the Act is:

- To provide directly or on behalf of other levels of government, after due consultation, adequate, equitable and appropriate services and facilities for the community and to ensure that those services are managed efficiently and effectively;
- To exercise community leadership;
- To exercise its functions with due regard for the cultural and linguistic diversity of its community;
- To properly manage, develop, protect, restore, enhance and conserve the environment of the area for which it is responsible;
- To have regard to the long term and cumulative effects of its decisions;
- To bear in mind that it is the custodian and trustee of public assets and effectively account for and manage the assets for which it is responsible;
- To facilitate the involvement of Councillors, members of the public, users of facilities & services and Council staff in the development, improvement and co-ordination of Local Government;
- To raise funds for local purposes by the fair imposition of rates, charges and fees, by income earned from investments and, when appropriate, by borrowings and grants;
- To keep the local community and the State Government (and through it, the wider community) informed about its activities;
- To ensure that, in the exercise of its regulatory functions, it acts consistently and without bias, particularly where an activity of Council is affected; and
- To be a responsible employer.

Relevant goals and objectives and how these are addressed in this asset management plan are:

**Table 3.2: Goals and how these are addressed in this Plan**

Goal	Objective	How Goal and Objectives are addressed in AM Plan
------	-----------	--

Goal	Objective	How Goal and Objectives are addressed in AM Plan
<p><b>Community</b> – Our communities are welcoming, inclusive and safe; our lifestyle needs are actively considered and planned for; and opportunities exist to enhance our health and social wellbeing.</p>	<ul style="list-style-type: none"> <li>• Providing a defined level of service and monitoring performance</li> <li>• Managing the impact of growth through demand management and infrastructure investment</li> <li>• Taking a lifecycle approach to developing cost-effective management strategies for the long-term that meet the defined level of service</li> <li>• Identifying, assessing and appropriately controlling risks</li> <li>• Having a long-term financial plan which identifies required, affordable expenditure and how it will be financed</li> </ul>	<ul style="list-style-type: none"> <li>• The Asset Management Plan in conjunction with Long Term Financial Plan and the Community Plan are the tools by which Council assesses the long term financial sustainability of council’s infrastructure assets</li> <li>• Planning long term sustainable infrastructure is important to enable the appropriate resources to be identified and provided.</li> <li>• Infrastructure is provided to support services. Getting the correct infrastructure appropriate to the needs of the community is a primary goal of Asset Management Planning</li> <li>• Council has limited resources. The Asset Management Planning provides a way in which the community can be engaged in setting the priorities and allocation of these resources.</li> </ul>
<p><b>Economy</b> – We are a vibrant and prosperous community providing opportunities for growth and learning.</p>		
<p><b>Environment</b> – Our iconic natural environment and heritage is preserved and enhanced for future generations whilst balancing the needs for regional development and growth.</p>		
<p><b>Leadership</b> - We have contemporary civic leadership and governance that fosters trust and efficiency.</p>		



Goal	Objective	How Goal and Objectives are addressed in AM Plan

The council will exercise its duty of care to ensure public safety in accordance with the infrastructure risk management plan prepared in conjunction with this AM Plan. Management of infrastructure risks is covered in Section 6.

### 3.3 Legislative Requirements

There are many legislative requirements relating to the management of assets. These include:

**Table 3.3: Legislative Requirements**

Legislation	Requirement
Local Government Act 1993	<p>Sets out role, purpose, responsibilities and powers of local governments including the preparation of a long term financial plan supported by asset management plans for sustainable service delivery.</p> <p>Under S64 of the Act, in conjunction with the Water Management Act it facilitates the levying of developer charges.</p> <p>Amended in 2009 by the Local Government Amendment (Planning and Reporting) Act 2009, to incorporate the Integrated Planning &amp; Reporting framework.</p>
Local Government Amendment (Planning and Reporting) Act 2009	Local Government Amendment (Planning and Reporting) Act 2009 includes the preparation of a long term financial plan supported by asset management plans for sustainable service delivery.
Disability Discriminations Act, 1992	The Federal Disability Discrimination Act 1992 (D.D.A.) provides protection for everyone in Australia against discrimination based on disability. It encourages everyone to be involved in implementing the Act and to share in the overall benefits to the community and the economy that flow from participation by the widest range of people. (a) to eliminate, as far as possible, discrimination against persons on the ground of disability in the areas of: (i) work, accommodation, education, access to premises, clubs and sport; and (ii) the provision of goods, facilities, services and land; and (iii) existing laws; and (iv) the administration of Commonwealth laws and programs; and (b) to ensure, as far as practicable, that persons with disabilities have the same rights to equality before the law as the rest of the community; and to promote recognition and acceptance within the community of the principle that persons with disabilities have the same fundamental rights as the rest of the community.
Work Health & Safety Act 2011	Sets out roles and responsibilities to secure the health, safety and welfare of persons at work and covering injury management, emphasising rehabilitation of workers particularly for return to work. Council is to provide a safe working environment and supply equipment to ensure safety.
Environmental Planning and Assessment Act 1979	An Act to institute a system of environmental planning and assessment for the State of New South Wales. Among other requirements the Act outlines the requirement for the preparation of Local Environmental Plans (LEP), Development Control Plans (DCP), Environmental Impact Assessments (EIA) and Environmental Impact Statements.
Plant Protection Act 1989	This act sets out requirements in respect to Flora Protection.
Environmental Protection Act 1994	This act sets out requirements in respect to environmental protection.
Threatened Species Conservation Act, 1995	An Act to conserve threatened species, populations and ecological communities of animals and plants.

Legislation	Requirement
	Under the terms of this Act Council is required to ensure the long-term survival of the species identified.
Rivers and Foreshores Improvements Act, 1948	An Act to provide for the carrying out of works for the removal of obstructions from and the improvement of rivers and foreshores and the prevention of erosion of lands by tidal and non-tidal waters.
Protection of the Environment Operations Act 1997	Council is required to exercise due diligence to avoid environmental impact and among others are required to develop operations emergency plans and due diligence plans to ensure that procedures are in place to prevent or minimise pollution.
National Parks and Wildlife Act (1974)	An Act relating to the establishment, preservation and management of national parks, historic sites and certain other areas and the protection of certain fauna, native plants and Aboriginal objects.
Native Vegetation Act 2003	This Act regulates the clearing of native vegetation on all land in NSW, except for excluded land listed in Schedule 1 of the Act. The Act outlines what landowners can and cannot do in clearing native vegetation.
Public Works Act 1912	Sets out the role of Council in the planning and construction of new assets.
Road Transport (General) Act 2005	Provides for the administration and enforcement of road transport legislation. It provides for the review of decisions made under road transport legislation. It makes provision for the use of vehicles on roads and road related areas and also with respect to written off and wrecked vehicles.
Road Transport (Safety and Traffic Management) Act 1999	Facilitates the adoption of nationally consistent road rules in NSW, the Australian Road Rules. It also makes provision for safety and traffic management on roads and road related areas including alcohol and other drug use, speeding and other dangerous driving, traffic control devices and vehicle safety accidents.
Roads Act 1993	Sets out rights of members of the public to pass along public roads, establishes procedures for opening and closing a public road, and provides for the classification of roads. It also provides for declaration of the RMS and other public authorities as roads authorities for both classified and unclassified roads, and confers certain functions (in particular, the function of carrying out roadwork) on the RMS and other roads authorities. Finally, it provides for distribution of functions conferred by this Act between the RMS and other roads authorities, and regulates the carrying out of various activities on public roads.
Local Government (Highways) Act 1982	An Act to consolidate with amendments certain enactments concerning the functions of the corporations of municipalities with respect to highways and certain other ways and places open to the public.
NSW Road Rules 2008	A provision of road rules that are based on the Australian Road Rules so as to ensure that the road rules applicable in this State are substantially uniform with road rules applicable elsewhere in Australia.
Valuation of Land Act 1916	This act sets out requirements in respect Land Valuation.
Crown Lands Act, 1989	An Act to provide for the administration and management of Crown land in the Eastern and Central Division of the State of NSW Council has large holdings of Crown land under its care, control and management.
Heritage Act, 1977	An Act to conserve the environmental heritage of the State. Several properties are listed under the terms of the Act and attract a high level of maintenance cost, approval and monitoring.
Building Code of Australia	The goal of the BCA is to enable the achievement of nationally consistent, minimum necessary standards of relevant, health, safety (including

Legislation	Requirement
	structural safety and safety from fire), amenity and sustainability objectives efficiently.
Building Fire and Safety Regulation 1991	This Act sets out the regulations for things such as means of escape, Limitation of people in buildings, Fire and evacuation plans and testing of special fire services and installations.
Electrical Safety Act 2002	This act sets out the installation, reporting and safe use with electricity.
Building Regulation 2003	This act sets out requirements in respect to Building Requirements.
Plumbing and Drainage Act 2002	This act sets out requirements in respect to Plumbing Requirements.
Rural Fires Act, 1997	An Act to establish the NSW Rural Fire Service and define its functions; to make provision for the prevention, mitigation and suppression of rural fires. Under the terms of this Act Council is required to mitigate any fire that emanate from bushland.
Dangerous Goods Safety Management Act 2001	This act sets out the safe use, storage and disposal of dangerous goods.
Fire and Rescue Service Act 1990	This act sets out requirements in respect to Emergency Services for Fire and Rescue.
Public Records Act 2002	This act sets out requirements in respect maintaining Public Records.
Surveillance Devices Act	This act sets out requirements in respect use of Surveillance Devices.
Civil Liability Act, 2002	An Act to make provision in relation to the recovery of damages for death or personal injury caused by the fault of a person.
Companion Animals Act, 1998	An Act to provide for the identification and registration of companion animals and for the duties and responsibilities of their owners. Under the terms of the Act Council is required to provide and maintain at least one off leash area. It currently has eleven areas identified as off leash.
Rural Fires Act, 1997	An Act to establish the NSW Rural Fire Service and define its functions; to make provision for the prevention, mitigation and suppression of rural fires. Under the terms of this Act Council is required to mitigate any fire that emanate from bushland.

### 3.4 Customer Levels of Service

Service levels are defined service levels in two terms, customer levels of service and technical levels of service. These are supplemented by organisational measures.

**Customer Levels of Service** measure how the customer receives the service and whether value to the customer is provided.

Customer levels of service measures used in the asset management plan are:

**Quality** How good is the service ... *what is the condition or quality of the service?*

**Function** Is it suitable for its intended purpose .... *Is it the right service?*

**Capacity/Use** Is the service over or under used ... *do we need more or less of these assets?*

The current and expected customer service levels are detailed in Tables 3.4 and 3.5. Table 3.4 shows the expected levels of service based on resource levels in the current long-term financial plan.

**Organisational measures** are measures of fact related to the service delivery outcome e.g. number of occasions when service is not available, condition %'s of Very Poor, Poor/Average/Good, Very good.

These Organisational measures provide a balance in comparison to the customer perception that may be more subjective.

**Table 3.4: Customer Level of Service**

	Expectation	Performance Measure Used	Current Performance	Expected Position in 10 Years based on the current budget.
<b>Service Objective:</b> To maintain current service levels				
<b>Condition</b>	Building infrastructure is safe and well maintained.	State of the Assets*: % good/very good % fair % poor/very poor	35% good/very good. 34% fair 31% poor/very poor.	13% good/very good. 28% fair 60% poor/very poor.
	<b>Confidence levels</b>		Medium	Low
<b>Function</b>	Building infrastructure is 'ready for the future'.	State of the Assets*: % good/very good % fair % poor/very poor	Default Position As Condition 35% good/very good. 34% fair 31% poor/very poor.	Default Position As Condition 13% good/very good. 28% fair 60% poor/very poor.
	<b>Confidence levels</b>		Medium	Low
<b>Capacity</b>	Building infrastructure meets the capacity requirements.	State of the Assets*: % good/very good % fair % poor/very poor	Default Position As Condition 35% good/very good. 34% fair 31% poor/very poor.	Default Position As Condition 13% good/very good. 28% fair 60% poor/very poor.
	<b>Confidence levels</b>		Medium	Low

\*State of the Assets measured as a proportion of gross asset value.

### 3.5 Technical Levels of Service

**Technical Levels of Service** - Supporting the customer service levels are operational or technical measures of performance. These technical measures relate to the allocation of resources to service activities to best achieve the desired customer outcomes and demonstrate effective performance.

Technical service measures are linked to the activities and annual budgets covering:

- Operations – the regular activities to provide services (e.g. opening hours, cleansing, mowing grass, energy, inspections, etc).
- Maintenance – the activities necessary to retain an asset as near as practicable to an appropriate service condition. Maintenance activities enable an asset to provide service for its planned life (e.g. road patching, unsealed road grading, building and structure repairs),
- Renewal – the activities that return the service capability of an asset up to that which it had originally (e.g. road resurfacing and pavement reconstruction, pipeline replacement and building component replacement),
- Upgrade/New – the activities to provide a higher level of service (e.g. widening a road, sealing an unsealed road, replacing a pipeline with a larger size) or a new service that did not exist previously (e.g. a new library).

Service and asset managers plan, implement and control technical service levels to influence the customer service levels.<sup>4</sup>

<sup>4</sup> IPWEA, 2015, IIMM, p 2 | 28.

Table 3.5 shows the technical levels of service expected to be provided under this AM Plan. The ‘Desired’ position in the table documents the position being recommended in this AM Plan.

**Table 3.5: Technical Levels of Service**

Service Attribute	Service Activity Objective	Activity Measure Process	Current Performance *	Desired for Optimum Lifecycle Cost **
<b>TECHNICAL LEVELS OF SERVICE</b>				
<b>Operations</b>	Building infrastructure is safe for users’ needs.	To be reviewed following further community consultation		
		<b>Budget (10 Yr Total)</b>	\$31.19M	\$71.28M
<b>Maintenance</b>	Repair defects within target intervention levels and response times.	To be reviewed following further community consultation		
		<b>Budget</b>	\$7.26M	\$13.65M
<b>Renewal</b>	Asset components are replaced to sustain agreed service levels.	To be reviewed following further community consultation		
		<b>Budget</b>	\$4M	\$404.01M
<b>Upgrade/New</b>	Building infrastructure is ‘fit for purpose’ and satisfies capacity requirements.	To be reviewed following further community consultation		
		<b>Budget</b>	\$9.49M	\$9.49M

It is important to monitor the service levels provided regularly as these will change. The current performance is influenced by work efficiencies and technology, and customer priorities will change over time. Review and establishment of the agreed position which achieves the best balance between service, risk and cost is essential.

## **4. FUTURE DEMAND**

### **4.1 Demand Drivers**

Drivers affecting demand include things such as population change, regulations, changes in demographics, seasonal factors, vehicle ownership rates, consumer preferences and expectations, technological changes, economic factors, agricultural practices, environmental awareness, etc.

## 4.2 Demand Forecasts

The present position and projections for demand drivers that may impact future service delivery and use of assets were identified and are documented in Table 4.3.

## 4.3 Demand Impact on Assets

The impact of demand drivers that may affect future service delivery and use of assets are shown in Table 4.3.

**Table 4.3: Demand Drivers, Projections and Impact on Services**

Demand drivers	Present position	Projection	Impact on services
Our People	The Snowy Monaro region has proud Aboriginal connections and Council acknowledges the Ngarigo, Walgalu, and Southern Ngunnawal people are the original and current custodians of our beautiful region.	The Snowy Monaro region has always been a place where people have recognised opportunities and worked hard to realise them. It is a place of great potential, but there are challenges that we must tackle.	There is a strong case to suggest that, outside of the established rural/farming community the Shire has a fairly unstable or mobile population due to a high percentage of the population employed in the tourism/ski industry which is by its nature a very mobile industry. This increase in permanent population across all age groups combined with a high seasonal population suggests that there will be a future need for future community services and infrastructure to be provided by Council.  The shortage of skilled labour, high labour costs and increasing building costs will impact on the future management of building.  Regulations relating to buildings increasing e.g. accessibility will add further to the cost of providing, operating, maintaining and renewing buildings.  The cost to construct, maintain and renew infrastructure is increasing at a rate greater than council's revenue which will make it increasingly difficult to maintain Councils current levels of service.  The high frequency of extreme weather events
	Our Snowy Monaro region is proud and diverse. Its eclectic mix of people contributes to the growing and vibrant that almost 21,000 people love and call home. With roots in agriculture, timber, snowsports and the Snowy Mountains Hydro-Electric Scheme, our region boasts an indelible diversity.	Population and demographic change is one such challenge. We must properly accommodate and care for an increasingly older and diverse population, while welcoming newcomers.	
	The Snowy Scheme underpinned a cultural revolution as more than 100,000 migrants converged on the region to work on the scheme. More than 30 countries were represented and today the Snowy Monaro revels in this influx from half a century ago.		
Economy and Employment	Our region is on the precipice of a new era in innovation, education, and employment opportunities. Tourism forms one of the key sectors of the region's economy with more than one million visits annually.	The global marketplace challenges us to develop, produce and sell our products profitably. To meet these, we must increase the productivity of our land, be innovative, adopt new technology and invest in the creativity of our people.	
	The majority of these occur through the snow season with visits to Australia's best snowfields that are located in the Snowy Monaro LGA. The Cooma and Bombala regions are experiencing greater	Compliance and regulation is required to meet the highest standards of environmental performance, health, safety and probity. Although we all	

Demand drivers	Present position	Projection	Impact on services
	<p>tourist numbers through successful council marketing campaigns.</p> <p>The majority of these occur through the snow season with visits to Australia’s best snowfields that are located in the Snowy Monaro LGA. The Cooma and Bombala regions are experiencing greater tourist numbers through successful council marketing campaigns.</p>	<p>benefit from this, we are conscious of the need to work more efficiently, and where possible eliminate unnecessary red tape.</p>	<p>may lead to the addition of imposed to fund environmental initiatives e.g. carbon tax.</p>
Our Environment	<p>The region covers 15,162 square kilometres, surrounded by rolling plains country and mountain ranges. With 28% of our region consisting of national parks or reserves. The remaining area is largely privately owned rural land.</p> <p>The Region sits at the top of both the Snowy and Murrumbidgee River catchments. Along with their major tributaries, they offer significant environmental values, as well as a source of fresh water for urban, recreational, irrigation and energy uses.</p> <p>Our region is home to the iconic, Mount Kosciuszko. It is located within the Kosciuszko National Park and with a height of 2,228m above sea level is Australia’s highest mountain</p>	<p>Climate change in our sensitive environment presents another challenge. To respond to this, we must first establish what climate change means for our community. We must then plan and adapt our lives and work accordingly.</p> <p>To construct and maintain public infrastructure remains one of our most resource-intensive challenges. We must not only extend the life of existing assets, but also plan and pay for new infrastructure, within our resources, that meets the needs of the community and our many visitors.</p>	

#### 4.4 Demand Management Plan

Demand for new services will be managed through a combination of managing existing assets, upgrading of existing assets and providing new assets to meet demand and demand management. Demand management practices can include non-asset solutions, insuring against risks and managing failures.

Opportunities identified to date for demand management are shown in Table 4.4. Further opportunities will be developed in future revisions of this asset management plan.

**Table 4.4: Demand Management Plan Summary**

Demand Driver	Demand Management Plan
Communicate options and capacity to fund building infrastructure with the community	Monitor community expectations and communicate service levels and financial capacity with the community to balance priorities for infrastructure with what the community is prepared to pay for

Funding priority building works	Continue to seek grant funding for projects identified in the Community Plan and Asset Management Plans
---------------------------------	---

## 4.5 Asset Programs to meet Demand

The new assets required to meet demand can be acquired, donated or constructed. Additional assets are discussed in Section 5.5. The summary of the cumulative value of additional asset is shown in Figure 1.

**Figure 1: Upgrade and New Assets to meet Demand – (Cumulative)**

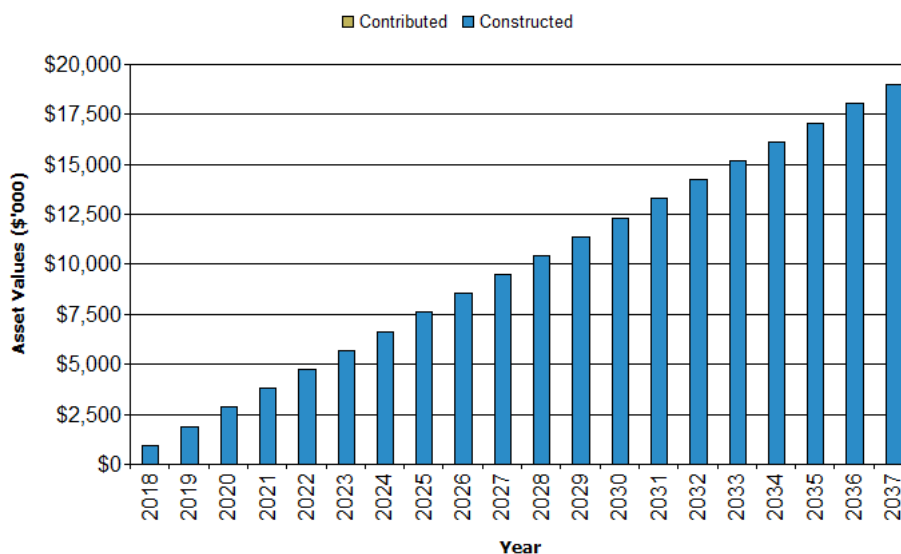


Figure Values are in current (real) dollars.

Acquiring these new assets will commit ongoing operations, maintenance and renewal costs for the period that the service provided from the assets is required. These future costs are identified and considered in developing forecasts of future operations, maintenance and renewal costs for inclusion in the long term financial plan further in Section 5.

## 5. LIFECYCLE MANAGEMENT PLAN

The lifecycle management plan details how council plans to manage and operate the assets at the agreed levels of service (defined in Section 3) while managing life cycle costs.

### 5.1 Background Data

#### 5.1.1 Physical parameters

The assets covered by this asset management plan are shown in Table 2.1.

The age profile of the assets included in this AM Plan are shown in Figure 2.

**Figure 2: Asset Age Profile**



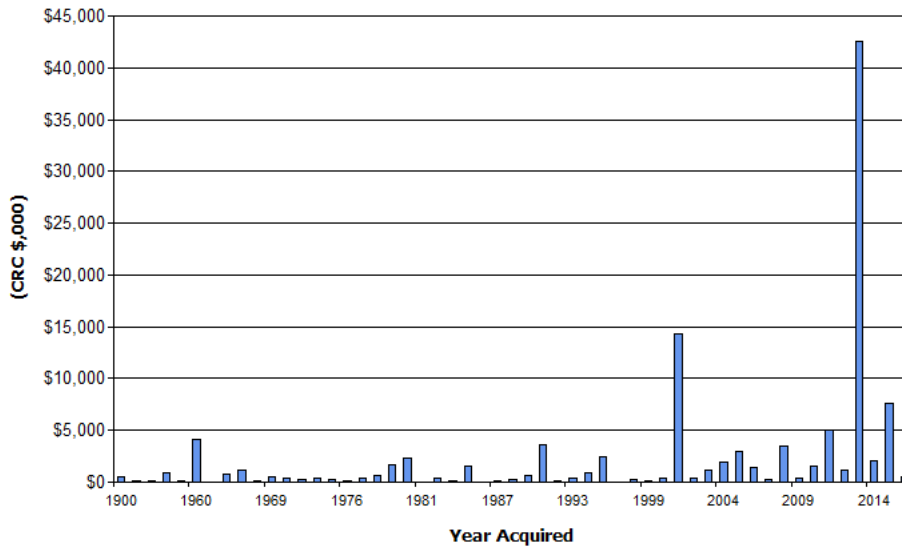


Figure Values are in current (real) dollars.

### 5.1.2 Asset capacity and performance

Assets are generally provided to meet design standards where these are available.

Locations where deficiencies in service performance are known are detailed in Table 5.1.2.

**Table 5.1.2: Known Service Performance Deficiencies**

Location	Service Deficiency
Detailed performance deficiencies have not been identified	In the development of next asset management plans, and in particular as these plans are developed and integrated along with the Long Term Financial Plans and Community Plans service deficiencies will be identified

### 5.1.3 Asset condition

The condition profile of our assets is shown in Figure 3.1.

**Fig 3.1: Current Asset Condition Profile**

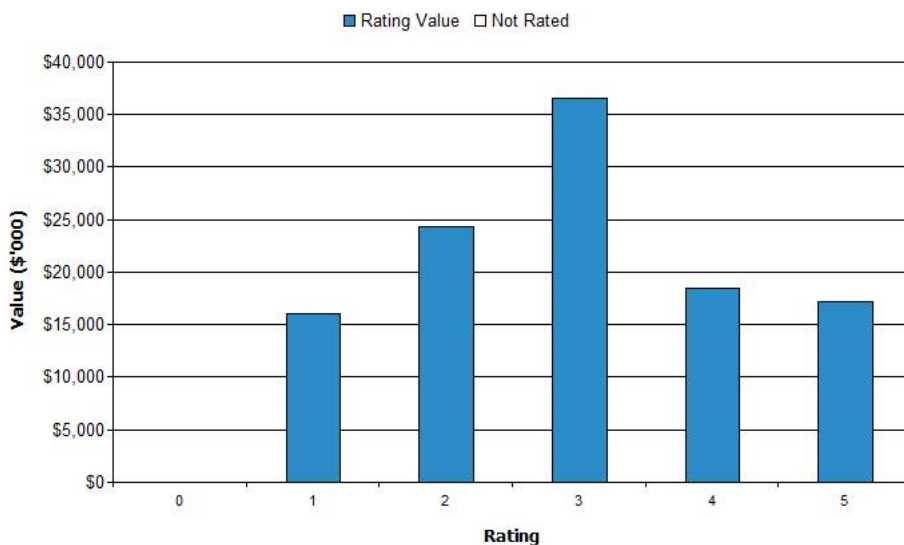


Figure Values are in current (real) dollars.

Condition is measured using a 1 – 5 grading system<sup>5</sup> as detailed in Table 5.1.3.

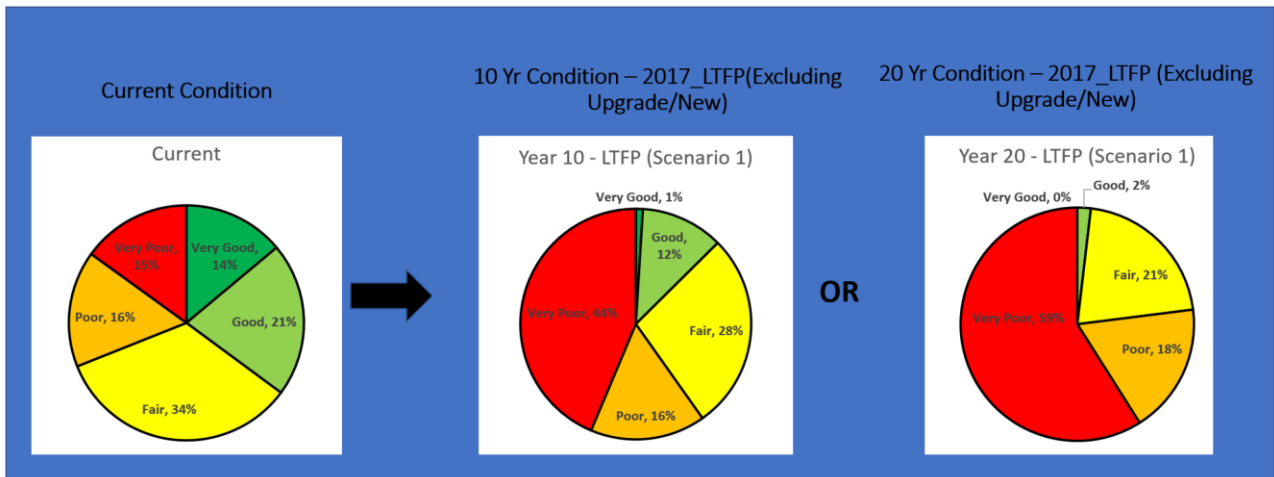
**Table 5.1.3: Simple Condition Grading Model**

Condition Grading	Description of Condition
1	<b>Very Good:</b> only planned maintenance required
2	<b>Good:</b> minor maintenance required plus planned maintenance
3	<b>Fair:</b> significant maintenance required
4	<b>Poor:</b> significant renewal/rehabilitation required
5	<b>Very Poor:</b> physically unsound and/or beyond rehabilitation

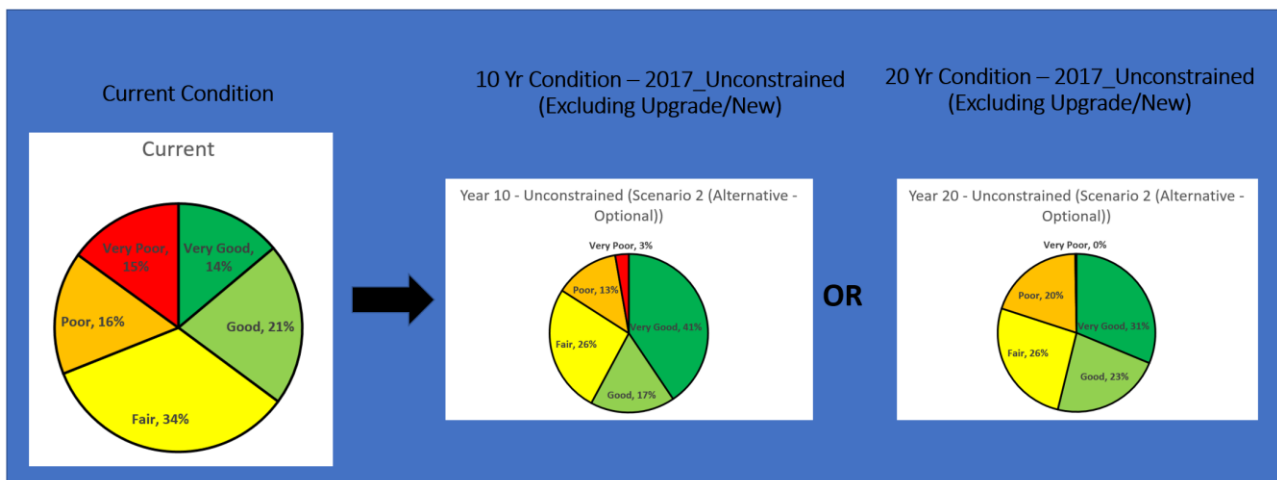
Current modelling is based on the existing valued technical register provided by Council following the amalgamation of the former Bombala, Cooma & Snowy River Councils to form the consolidated Snowy-Monaro Regional Council. The condition graphs demonstrate that modelling the current LTFP scenario maintaining the current level of upgrade/new would not be sustainable over a 10-year period under the current funding model. Further review & prioritisation of the works program will be required to maintain the current high levels of service over the 1<sup>st</sup> 10 years of the planning period. Over the course of the 20-year period assets are progressively renewed under the works program and the overall asset condition of the buildings & other structures will progressively deteriorate under the current funding model. As an asset deteriorates to very poor condition it is identified and renewed as part of the works program. The condition profile is a snapshot of the register in time and the funding levels in the current LTFP are adequate to renew these assets as required ensuring that there is no increased risk and deterioration from asset renewals that are deferred due to insufficient funding. This considers the cyclical operations, maintenance and renewal requirements of the existing assets in addition to the requirements of the total value of buildings & other structures increasing and the subsequent operations and maintenance requirements of any additional assets. Any year modelled will show a snapshot in the renewal cycle of the asset class as assets progressively deteriorate with time to a point where renewal is required. Adequate operations & maintenance schedules will increase the life of the asset and improve the overall condition of the asset group. If funding is insufficient over the long term we will expect to see a progressive increase in the total value of assets in very poor condition as renewals are deferred. A sample result of the current funding scenario modelled over 20 years is provided in figure 3.2. Figure 3.3 shows the condition profile associated with an optimum renewal scenario (excluding any requirement for additional costs for upgrade/new), where 100% renewal funding is available for the duration of the planning period as required. This comparison indicates that the assets in very poor condition at any modelled year is demonstrative of the snapshot of the register at a point in time and these assets will be renewed as part of the budget cycle which is currently inadequate for all renewal requirements in the foreseeable future based on the current asset registers level of maturity, this program is subject to ongoing improvement and review.

**Fig 3.2: Condition Profile - Continuing Current LTFP Level of Expenditure Over the Planning Period**

<sup>5</sup> IPWEA, 2015, IIMM, Sec 2.5.4, p 2 | 80.



**Fig 3.3: Condition Profile – Unconstrained Condition Profile of SMRC assets with no budget restrictions to renewal (Optimum Renewal Scenario – 100%)**



## 5.2 Operations and Maintenance Plan

Operations include regular activities to provide services such as public health, safety and amenity, e.g. cleaning, street sweeping, utilities costs and street lighting.

Routine maintenance is the regular on-going work that is necessary to keep assets operating, including instances where portions of the asset fail and need immediate repair to make the asset operational again, e.g. road patching.

Maintenance includes all actions necessary for retaining an asset as near as practicable to an appropriate service condition including regular ongoing day-to-day work necessary to keep assets operating.

Maintenance expenditure is shown in Table 5.2.1.

**Table 5.2.1: Maintenance Expenditure Trends**

Year	Maintenance Budget \$'000
2018	\$726 – Reactive Only
2019	\$726 – Reactive Only
2020	\$726 – Reactive Only

Maintenance expenditure levels are considered to be inadequate to meet projected service levels, which may be less than or equal to current service levels. Where maintenance expenditure levels are such that they will result in a lesser

level of service, the service consequences and service risks have been identified and is highlighted in this AM Plan and service risks considered in the Infrastructure Risk Management Plan.

### Summary of future operations and maintenance expenditures

Future operations and maintenance expenditure is forecast to trend in line with the value of the asset stock as shown in Figure 4. Note that all costs are shown in current 2018 dollar values (i.e. real values).

**Figure 4: Projected Operations and Maintenance Expenditure**

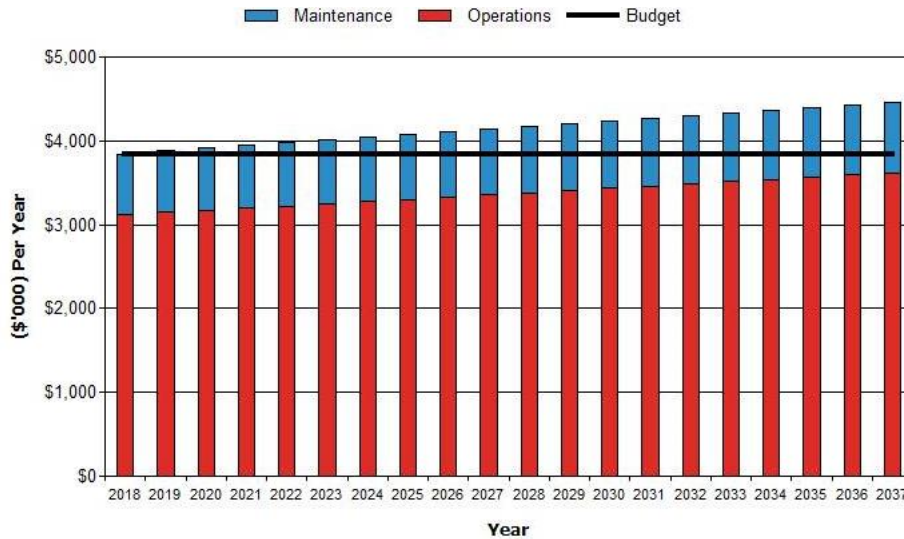


Figure Values are in current (real) dollars.

Deferred maintenance, i.e. works that are identified for maintenance and unable to be funded are to be included in the risk assessment and analysis in the infrastructure risk management plan.

Maintenance is funded from the operating budget where available. This is further discussed in Section 7.

## 5.3 Renewal/Replacement Plan

Renewal and replacement expenditure is major work which does not increase the asset's design capacity but restores, rehabilitates, replaces or renews an existing asset to its original service potential. Work over and above restoring an asset to original service potential is considered to be an upgrade/expansion or new work expenditure resulting in additional future operations and maintenance costs.

Assets requiring renewal/replacement are identified from one of three methods provided in the 'Expenditure Template'.

- Method 1 uses Asset Register data to project the renewal costs using acquisition year and useful life to determine the renewal year, or
- Method 2 uses capital renewal expenditure projections from external condition modelling systems (such as Pavement Management Systems), or
- Method 3 uses a combination of average network renewals plus defect repairs in the Renewal Plan and Defect Repair Plan worksheets on the 'Expenditure template'.

**Method 1** was used for this asset management plan.

### 5.3.1 Renewal ranking criteria

Asset renewal and replacement is typically undertaken to either:

- Ensure the reliability of the existing infrastructure to deliver the service it was constructed to facilitate (e.g. replacing a bridge that has a 5 t load limit), or

- To ensure the infrastructure is of sufficient quality to meet the service requirements (e.g. roughness of a road).<sup>6</sup>

It is possible to get some indication of capital renewal and replacement priorities by identifying assets or asset groups that:

- Have a high consequence of failure,
- Have high use and subsequent impact on users would be greatest,
- Have a total value representing the greatest net value,
- Have the highest average age relative to their expected lives,
- Are identified in the AM Plan as key cost factors,
- Have high operational or maintenance costs, and
- Have replacement with a modern equivalent asset that would provide the equivalent service at a savings.<sup>7</sup>

The ranking criteria used to determine priority of identified renewal and replacement proposals is detailed in Table 5.3.1.

**Table 5.3.1: Renewal and Replacement Priority Ranking Criteria**

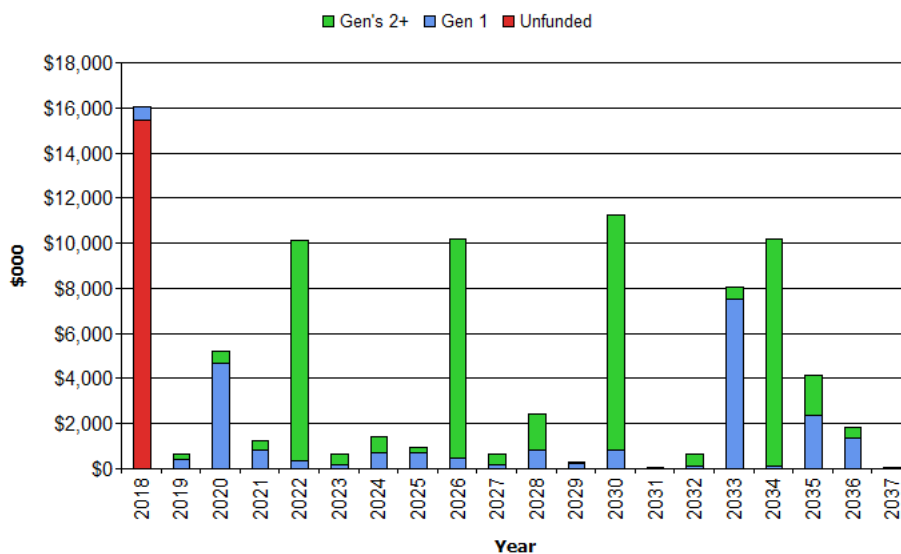
Criteria	Weighting
Fit for Purpose/Usage	25%
Condition/Safety	50%
Operating Maintenance Cost	15%
Community Expectations	10%
<b>Total</b>	<b>100%</b>

### 5.3.2 Summary of future renewal and replacement expenditure

Projected future renewal and replacement expenditures are forecast to increase over time when the asset stock increases. The expenditure is required is shown in Fig 5. Note that all amounts are shown in current (real) dollars.

The projected capital renewal and replacement program is shown in Appendix B.

**Fig 5: Projected Capital Renewal and Replacement Expenditure**



<sup>6</sup> IPWEA, 2015, IIMM, Sec 3.4.4, p 3|91.

<sup>7</sup> Based on IPWEA, 2015, IIMM, Sec 3.4.5, p 3|97.

Figure Values are in current (real) dollars.

Deferred renewal and replacement, i.e. those assets identified for renewal and/or replacement and not scheduled in capital works programs are to be included in the risk analysis process in the risk management plan.

Renewals and replacement expenditure in the capital works program will be accommodated in the long term financial plan. This is further discussed in Section 7.

## 5.4 Creation/Acquisition/Upgrade Plan

New works are those that create a new asset that did not previously exist, or works which will upgrade or improve an existing asset beyond its existing capacity. They may result from growth, social or environmental needs. Assets may also be acquired at no cost. These additional assets are considered in Section 4.4.

### 5.4.1 Selection criteria

New assets and upgrade/expansion of existing assets are identified from various sources such as community requests, proposals identified by strategic plans or partnerships with others. Candidate proposals are inspected to verify need and to develop a preliminary renewal estimate. Verified proposals are ranked by priority and available funds and scheduled in future works programmes. The priority ranking criteria is detailed below.

**Table 5.4.1: New Assets Priority Ranking Criteria**

Criteria	Weighting
Regulatory Change (Including environmental criteria)	60%
Community and Corporate Expectation/Anticipated Benefits	20%
Value for Money	10%
Impact on Existing Services/Infrastructure	10%
<b>Total</b>	<b>100%</b>

### 5.4.2 Summary of future upgrade/new assets expenditure

Projected upgrade/new asset expenditures are summarised in Fig 6. The projected upgrade/new capital works program is shown in Appendix C. All amounts are shown in real values.

**Fig 6: Projected Capital Upgrade/New Asset Expenditure**

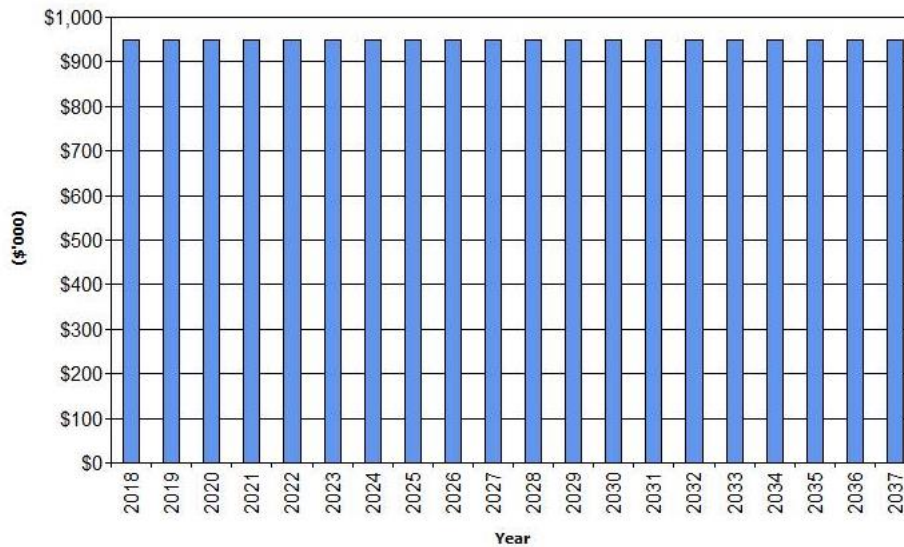


Figure Values are in current (real) dollars.

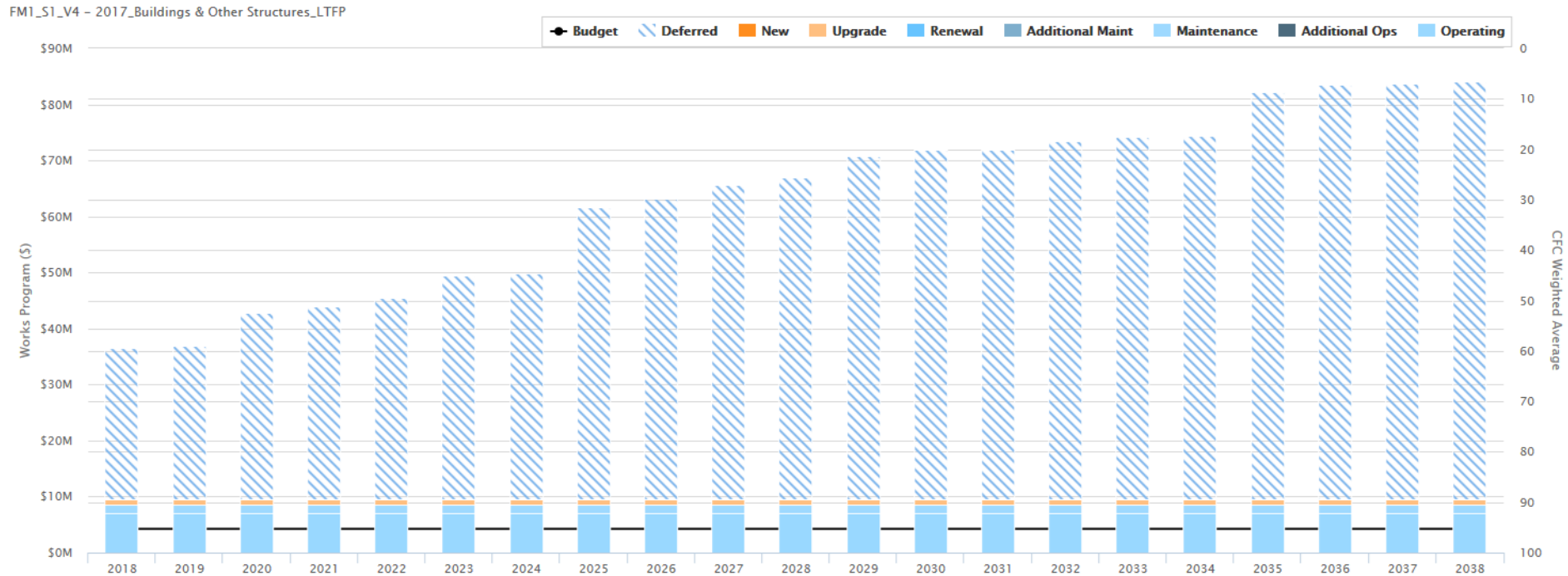
Expenditure on new assets and services in the capital works program will be accommodated in the long term financial plan but only to the extent of the available funds

### 5.4.3 Summary of asset expenditure requirements

The financial projections are shown in Fig 7 for projected operating (operations and maintenance) and capital expenditure (renewal and upgrade/expansion/new assets). Note that all costs are shown in current values. Figure 7 is based on the JRAKMS ODM modelling. This explores the likely effect of the current funding scenario.

Figure 7 shows the projected works program for the planning period against the budget from the Long Term Financial Plan. The black line shows the total budget for operations, maintenance, renewal and upgrade/new as a total. The bars show the ongoing required expenditures to maintain service levels for the existing assets held in the technical asset register. The bars that are above the budget line shows funding requirements above the available budget level. The works program will prioritise the renewal requirements based on pre-set criteria that contribute to the criticality score as outlined in table 5.4.1. The model will fund operations, maintenance and renewal up to the level of the pre-set budget. Once renewal requirements exceed the available budget the asset will be deferred in the register until the next budget year and identified within the register. Where assets are deferred, the criticality is automatically increased, condition is deteriorated by one year in the model and risk, operational and maintenance requirements are adjusted. The following budget year the prioritisation of renewal requirements is completed again with assets calculated as having the highest criticality funded first. An asset can be deferred for multiple years with the criticality, operational and maintenance requirements will continue to be adjusted.

**Fig 7: Projected Operating and Capital Expenditure**



*\*Future improvements to data maturity will review incorporating assets that have operating and maintenance requirements but no capital renewal requirement as well as improving data to ensure technical register is complete inclusive of all assets, this ongoing data improvement will “close the gap” between the black current LTFP budget line (inclusive of FY 17/18 \$400,000 capital renewal budget and Recurrent Expenditure FY 17/18 - Total \$3,845,000 (made up of \$3,119,000 Operational costs and \$726,000 maintenance costs) and the budget renewal requirement in the asset register for buildings & other structures. Figure 7 indicates that the budget availability for upgrade/new is a separate funding amount and is not applied to renewal in the event of deferred renewals. As a required renewal is deferred due to insufficient budget availability the risk associated with the deferral of renewal will increase the criticality score and increase its priority for renewal on the next available years works program.*

Figure Values are in current (real) dollars.



## 5.5 Disposal Plan

Disposal includes any activity associated with the disposal of a decommissioned asset including sale, demolition or relocation. Assets identified for possible decommissioning and disposal are shown in Table 5.5, together with estimated annual savings from not having to fund operations and maintenance of the assets. These assets will be further reinvestigated to determine the required levels of service and see what options are available for alternate service delivery, if any. Any costs or revenue gained from asset disposals is accommodated in the long term financial plan.

**Table 5.5: Assets Identified for Disposal**

Asset	Reason for Disposal	Timing	Disposal Expenditure	Operations & Maintenance Annual Savings
Not yet identified in this AMP				

## 6. RISK MANAGEMENT PLAN

The purpose of infrastructure risk management is to document the results and recommendations resulting from the periodic identification, assessment and treatment of risks associated with providing services from infrastructure, using the fundamentals of International Standard ISO 31000:2009 Risk management – Principles and guidelines.

Risk Management is defined in ISO 31000:2009 as: ‘coordinated activities to direct and control with regard to risk’<sup>8</sup>.

An assessment of risks<sup>9</sup> associated with service delivery from infrastructure assets has identified critical risks that will result in loss or reduction in service from infrastructure assets or a ‘financial shock’. The risk assessment process identifies credible risks, the likelihood of the risk event occurring, the consequences should the event occur, develops a risk rating, evaluates the risk and develops a risk treatment plan for non-acceptable risks.

### 6.1 Critical Assets

Critical assets are defined as those which have a high consequence of failure causing significant loss or reduction of service. Similarly, critical failure modes are those which have the highest consequences.

Critical assets have been identified and their typical failure mode and the impact on service delivery are as follows:

**Table 6.1 Critical Assets**

Critical Asset(s)	Failure Mode	Impact
None Identified		

By identifying critical assets and failure modes investigative activities, condition inspection programs, maintenance and capital expenditure plans can be targeted at the critical areas.

### 6.2 Risk Assessment

The risk management process used in this project is shown in Figure 6.2 below.

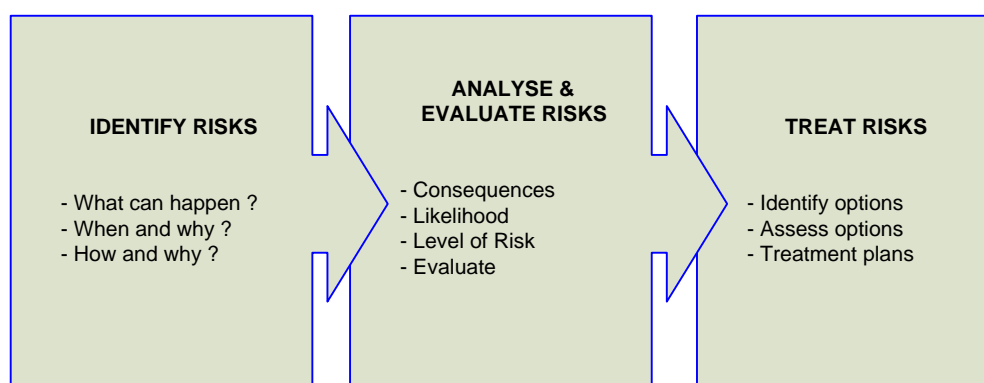
It is an analysis and problem solving technique designed to provide a logical process for the selection of treatment plans and management actions to protect the community against unacceptable risks.

<sup>8</sup> ISO 31000:2009, p 2

<sup>9</sup> Snowy-Monaro Regional Council Infrastructure Risk Management Plan

The process is based on the fundamentals of the ISO risk assessment standard ISO 31000:2009.

**Fig 6.2 Risk Management Process – Abridged**



The risk assessment process identifies credible risks, the likelihood of the risk event occurring, the consequences should the event occur, develops a risk rating, evaluates the risk and develops a risk treatment plan for non-acceptable risks.

An assessment of risks associated with service delivery from infrastructure assets has identified the critical risks that will result in significant loss, ‘financial shock’ or a reduction in service.

Critical risks are those assessed with ‘Very High’ (requiring immediate corrective action) and ‘High’ (requiring corrective action) risk ratings identified in the Infrastructure Risk Management Plan. The residual risk and treatment cost after the selected treatment plan is implemented is shown in Table 6.2. These risks and costs are reported to management and Council.

**Table 6.2: Critical Risks and Treatment Plans**

Service or Asset at Risk	What can Happen	Risk Rating (VH, H)	Risk Treatment Plan	Treatment Costs
Building Maintenance	Maintenance costs increasing due to inadequate renewal program	Medium	Continue to improve data Maintenance is managed appropriately at an operational; level. Future planning improvements can be made by documented service level risks and utilisation of these in establishing future maintenance priorities.	Ongoing Staff Time
Building Renewal	Buildings deteriorate to a lesser service standard and higher risk situation	Medium	Continue to improve data Required renewal of building components is being achieved in the short to medium term. Future planning improvements can be made by further documented service level risks and utilisation of these in establishing future renewal priorities.	Ongoing Staff Time
Utilisation	Buildings not suiting the needs of service providers	Medium	Continue to monitor not only the condition of buildings, but how well they suit the needs of users	Ongoing Staff Time

Service or Asset at Risk	What can Happen	Risk Rating (VH, H)	Risk Treatment Plan	Treatment Costs
Increasing financial pressure to adequately maintain the building portfolio	Growth in building portfolio due to provision of grants	Medium	Although grants may be available for the capital cost of new or expanded facilities, due consideration should be made to ensure sufficient ongoing operation and maintenance funds can be provided to support these additional assets	Ongoing Staff Time
All buildings and facilities	Building Defects or non-compliance with regulations resulting in injury or discrimination against the disabled.	High	Regular inspection programme targeted and prioritised based on risk, levels or use and types of use.	Ongoing Staff Time

## 7. FINANCIAL SUMMARY

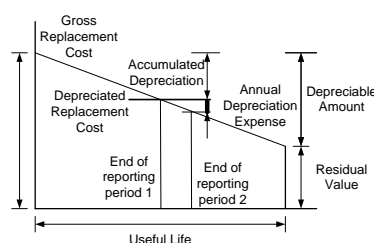
This section contains the financial requirements resulting from all the information presented in the previous sections of this asset management plan. The financial projections will be improved as further information becomes available on desired levels of service and current and projected future asset performance.

### 7.1 Financial Statements and Projections

#### 7.1.1 Asset valuations

The best available estimate of the value of assets included in this Asset Management Plan are shown below. Assets are valued using fair value principles at cost to replace service potential.

Gross Replacement Cost	\$112,529,970
Depreciable Amount	\$112,529,970
Depreciated Replacement Cost <sup>10</sup>	\$62,481,849
Annual Average Asset Consumption	\$16,019,537



#### 7.1.1 Sustainability of service delivery

Two key indicators for service delivery sustainability that have been considered in the analysis of the services provided by this asset category, these being the:

- asset renewal funding ratio, and
- medium term budgeted expenditures/projected expenditure (over 10 years of the planning period).

#### Asset Renewal Funding Ratio

Asset Renewal Funding Ratio<sup>11</sup> 0.1%

<sup>10</sup> Also reported as Written Down Value, Carrying or Net Book Value.

The Asset Renewal Funding Ratio is the most important indicator and indicates that over the next 10 years of the forecasting that we expect to have 0.1% of the funds required for the optimal renewal and replacement of assets based on the current Long Term Financial Plan.

	<b>Current LTFP - (Current Long Term Financial Plan - NAMS Scenario 1)</b> <b>(\$000's)</b>	<b>Current Unconstrained - (Funding As Required - NAMS Scenario 2)</b> <b>(\$000's)</b>
<b>Asset Renewal Funding Ratio</b>		
Asset Renewal Funding Ratio (10 Yr Total Renewal Need / 10 Yr Total Renewal Budget)	<b>0%</b>	<b>100%</b>
<b>Life Cycle Cost (long term)'(\$000)</b>		
Life Cycle Cost ((Annual Depreciation Cost x 10) + 10 Yr Operations Need + 10 Yr Operations Need)	\$84,929	\$243,433
Life Cycle Exp. (10 Yr Renewal Budget + 10 Yr Operations Budget + 10 Yr Maintenance Budget)	\$42,450	\$164,286
Life Cycle Gap (Life Cycle Expenditure - Life Cycle Cost)	<b>-\$42,479</b>	<b>-\$79,148</b>
Life Cycle Sustainability Indicator (Life Cycle Expenditure / Life Cycle Cost)	50%	67%
<b>Medium Term (10 yrs) Sustainability</b>		
10 Yr Operations Need + 10 Yr Maintenance Need & 10 Yr Renewal Need	\$485,927	\$164,286
10 Yr Operations Budget + 10 Yr Maintenance Budget & 10 Yr Renewal Budget	\$42,450	\$164,286
10 year Funding Shortfall (10 Yr Projected Expenditures - 10 Yr Budget Expenditures)	<b>-\$443,477</b>	\$0
10 year Sustainability Indicator (10 Yr Projected Expenditures / 10 Yr Budget Expenditures)	9%	100%
<b>Short Term (5 years) Sustainability</b>		
5 Yr Operations Need + 5 Yr Maintenance Need & 5 Yr Renewal Need	\$201,128	\$88,752
5 Yr Operations Budget + 5 Yr Maintenance Budget & 5 Yr Renewal Budget	\$21,225	\$88,752
5 year Funding Shortfall (5 Yr Projected Expenditures - 5 Yr Budget Expenditures)	<b>-\$179,903</b>	\$0
5 year Sustainability Indicator (5 Yr Projected Expenditures / 5 Yr Budget Expenditures)	11%	100%

### Medium term – 10 year financial planning period (LTFP)

This asset management plan identifies the projected operations, maintenance and capital renewal expenditures required to provide an agreed level of service to the community over a 10 year period. This provides input into 10 year financial and funding plans aimed at providing the required services in a sustainable manner.

These projected expenditures may be compared to budgeted expenditures in the 10 year period to identify any funding shortfall. In a core asset management plan, a gap is generally due to increasing asset renewals for ageing assets.

<sup>11</sup> AIFMM, 2015, Version 1.0, Financial Sustainability Indicator 3, Sec 2.6, p 9.

The projected operations, maintenance and capital renewal expenditure required over the 10 year planning period is \$48,592,667 on average per year.

Estimated (budget) operations, maintenance and capital renewal funding is \$4,245,000 on average per year giving a 10 year funding shortfall of \$44,347,667 per year. This indicates 9% of the projected expenditures needed to provide the services documented in the asset management plan. This excludes upgrade/new assets.

Providing services from infrastructure in a sustainable manner requires the matching and managing of service levels, risks, projected expenditures and financing to achieve a financial indicator of approximately 1.0 for the first years of the asset management plan and ideally over the 10-year life of the Long Term Financial Plan.

### **7.1.2 Projected expenditures for long term financial plan**

Table 7.1.2 shows the projected expenditures for the 10 year long term financial plan from the JRAKMS ODM modelling.

Expenditure projections are in 2017/18 real values.

**Table 7.1.2: Projected Expenditures for Long Term Financial Plan (\$000)**

ModelYear	BudgetConstraint_LTFP	RenewalFunded	RenewalDeferred	OperatingNeed	MaintenanceNeed	RenewalNeed	UpgradeNeed	NewNeed	OpexBudget	CapexBudget
2018	\$4,245,000	\$0	\$27,150,852	\$7,127,510	\$1,365,305	\$27,150,852	\$949,000	\$0	\$8,492,815	-\$4,247,815
2019	\$4,245,000	\$0	\$27,556,905	\$7,127,510	\$1,365,305	\$27,556,905	\$949,000	\$0	\$8,492,815	-\$4,247,815
2020	\$4,245,000	\$0	\$33,462,010	\$7,127,510	\$1,365,305	\$33,462,010	\$949,000	\$0	\$8,492,815	-\$4,247,815
2021	\$4,245,000	\$0	\$34,469,485	\$7,127,510	\$1,365,305	\$34,469,485	\$949,000	\$0	\$8,492,815	-\$4,247,815
2022	\$4,245,000	\$0	\$36,024,525	\$7,127,510	\$1,365,305	\$36,024,525	\$949,000	\$0	\$8,492,815	-\$4,247,815
2023	\$4,245,000	\$0	\$40,003,425	\$7,127,510	\$1,365,305	\$40,003,425	\$949,000	\$0	\$8,492,815	-\$4,247,815
2024	\$4,245,000	\$0	\$40,347,850	\$7,127,510	\$1,365,305	\$40,347,850	\$949,000	\$0	\$8,492,815	-\$4,247,815
2025	\$4,245,000	\$0	\$52,112,876	\$7,127,510	\$1,365,305	\$52,112,876	\$949,000	\$0	\$8,492,815	-\$4,247,815
2026	\$4,245,000	\$0	\$53,692,840	\$7,127,510	\$1,365,305	\$53,692,840	\$949,000	\$0	\$8,492,815	-\$4,247,815
2027	\$4,245,000	\$0	\$56,177,755	\$7,127,510	\$1,365,305	\$56,177,755	\$949,000	\$0	\$8,492,815	-\$4,247,815
<b>10 Yr Total</b>	<b>\$42,450,000</b>	<b>\$0</b>	<b>\$400,998,523</b>	<b>\$71,275,098</b>	<b>\$13,653,049</b>	<b>\$400,998,523</b>	<b>\$9,490,000</b>	<b>\$0</b>	<b>\$84,928,146</b>	<b>-\$42,478,146</b>
2028	\$4,245,000	\$0	\$57,506,286	\$7,127,510	\$1,365,305	\$57,506,286	\$949,000	\$0	\$8,492,815	-\$4,247,815
2029	\$4,245,000	\$0	\$61,301,607	\$7,127,510	\$1,365,305	\$61,301,607	\$949,000	\$0	\$8,492,815	-\$4,247,815
2030	\$4,245,000	\$0	\$62,395,479	\$7,127,510	\$1,365,305	\$62,395,479	\$949,000	\$0	\$8,492,815	-\$4,247,815
2031	\$4,245,000	\$0	\$62,529,546	\$7,127,510	\$1,365,305	\$62,529,546	\$949,000	\$0	\$8,492,815	-\$4,247,815
2032	\$4,245,000	\$0	\$64,056,337	\$7,127,510	\$1,365,305	\$64,056,337	\$949,000	\$0	\$8,492,815	-\$4,247,815
2033	\$4,245,000	\$0	\$64,787,969	\$7,127,510	\$1,365,305	\$64,787,969	\$949,000	\$0	\$8,492,815	-\$4,247,815
2034	\$4,245,000	\$0	\$65,045,546	\$7,127,510	\$1,365,305	\$65,045,546	\$949,000	\$0	\$8,492,815	-\$4,247,815
2035	\$4,245,000	\$0	\$72,832,610	\$7,127,510	\$1,365,305	\$72,832,610	\$949,000	\$0	\$8,492,815	-\$4,247,815
2036	\$4,245,000	\$0	\$74,162,795	\$7,127,510	\$1,365,305	\$74,162,795	\$949,000	\$0	\$8,492,815	-\$4,247,815
2037	\$4,245,000	\$0	\$74,184,395	\$7,127,510	\$1,365,305	\$74,184,395	\$949,000	\$0	\$8,492,815	-\$4,247,815
<b>20 Yr Total</b>	<b>\$84,900,000</b>	<b>\$0</b>	<b>\$1,059,801,092</b>	<b>\$142,550,195</b>	<b>\$27,306,098</b>	<b>\$1,059,801,092</b>	<b>\$18,980,000</b>	<b>\$0</b>	<b>\$169,856,293</b>	<b>-\$84,956,293</b>

## 7.2 Funding Strategy

Funding for assets is provided from the budget and long term financial plan.

The financial strategy of the entity determines how funding will be provided, whereas the asset management plan communicates how and when this will be spent, along with the service and risk consequences of differing options.

## 7.3 Valuation Forecasts

Asset values are forecast to increase as additional assets are added to service from the LTFP upgrade/new projections.

Additional assets will generally add to the operations and maintenance needs in the longer term, as well as the need for future renewal. Additional assets will also add to future depreciation forecasts.

## 7.4 Key Assumptions Made in Financial Forecasts

This section details the key assumptions made in presenting the information contained in this asset management plan. It is presented to enable readers to gain an understanding of the levels of confidence in the data behind the financial forecasts.

Key assumptions made in this asset management plan are:4.

**Table 7.4: Key Assumptions made in AM Plan and Risks of Change**

- The assets will remain in the organisations ownership and control throughout the planning period.
- Planned and reactive maintenance is to take place in accordance with relevant guidelines/standards.
- All expenditure is stated in 2017/18 dollar values.
- Regulations/standards relating to operations will remain the same over the planning period.

## 7.5 Forecast Reliability and Confidence

The expenditure and valuations projections in this AM Plan are based on best available data. Currency and accuracy of data is critical to effective asset and financial management. Data confidence is classified on a 5 level scale<sup>12</sup> in accordance with Table 7.5.

**Table 7.5: Data Confidence Grading System**

Confidence Grade	Description
A Highly reliable	Data based on sound records, procedures, investigations and analysis, documented properly and agreed as the best method of assessment. Dataset is complete and estimated to be accurate $\pm 2\%$
B Reliable	Data based on sound records, procedures, investigations and analysis, documented properly but has minor shortcomings, for example some of the data is old, some documentation is missing and/or reliance is placed on unconfirmed reports or some extrapolation. Dataset is complete and estimated to be accurate $\pm 10\%$
C Uncertain	Data based on sound records, procedures, investigations and analysis which is incomplete or unsupported, or extrapolated from a limited sample for which grade A or B data are available. Dataset is substantially complete but up to 50% is extrapolated data and accuracy estimated $\pm 25\%$
D Very Uncertain	Data is based on unconfirmed verbal reports and/or cursory inspections and analysis. Dataset

<sup>12</sup> IPWEA, 2015, IIMM, Table 2.4.6, p 2|71.

Confidence Grade	Description
	may not be fully complete and most data is estimated or extrapolated. Accuracy ± 40%
E Unknown	None or very little data held.

The estimated confidence level for and reliability of data used in this AM Plan is considered to be Medium confidence level.

## 8. PLAN IMPROVEMENT AND MONITORING

### 8.1 Status of Asset Management Practices<sup>13</sup>

#### 8.1.1 Accounting and financial data sources

The Local Government Act 1993 requires Council to prepare an annual report on its achievements with respect to the objectives and performance targets set out in its management plan for that year.

This report provides Council's audited financial statements including the condition of public works under the control of the council as at the end of that year, together with:

- An estimate (at current values) of the amount of money required to bring the works up to a satisfactory standard; and
- An estimate (at current values) of the annual expense of maintaining the works at that standard; and
- The council's program of maintenance for that year in respect of the works.
- Australian Accounting Standard (AAS) 27 is applicable to financial reporting by local governments, and provides guidelines for accounting methods and procedures.

#### 8.1.2 Asset management data sources

Currently council uses the TechnologyOne and Civica Authority software for Asset Management Purposes. However it should be qualified that future improvements will move the organisation to a single consolidated asset management system. Buildings data was amalgamated from several sources in order to generate projections for this asset management plan.

## 8.2 Improvement Plan

The asset management improvement plan generated from this asset management plan is shown in Table 8.1.

**Table 8.1: Improvement Plan**

Task No	Task	Responsibility	Resources Required	Timeline
1	Improve record and reporting on expenditures, with separate costs for operations, maintenance and capture capital expenditures as renewal or upgrade/new with improved forecasting for continuing expenditure	Corporate (Technical & Financial)	Staff Time	Ongoing
2	Continue the development of the corporate asset register, in which financial calculations including calculation of annual depreciation are undertaken by Council.	Corporate (Technical & Financial)	Staff Time	Ongoing
3	Linking of the customer service system to the corporate	Corporate	Staff Time	

<sup>13</sup> ISO 55000 Refers to this the Asset Management System



Task No	Task	Responsibility	Resources Required	Timeline
	asset register to link requests to asset records			
4	Continue to Improve project cost accounting to record costs against the asset component and develop valuation unit rates	Corporate (Technical & Financial)	Staff Time	
5	Continue to review the accuracy and currency of asset data	Technical	Staff Time	
6	Review methodology for determining remaining life, with detail assessment for assets requiring renewal in the medium term (next 10-20 years)	Corporate (Technical & Financial)	Staff Time	
8	Develop procedures for maintaining the Asset and Financial Registers	Corporate (Technical & Financial)	Staff Time	
9	Maintenance response levels should be documented and adopted.	Technical Services	Staff Time	

### 8.3 Monitoring and Review Procedures

This asset management plan will be reviewed during annual budget planning processes and amended to show any material changes in service levels and/or resources available to provide those services as a result of budget decisions.

The AM Plan will be updated annually to ensure it represents the current service level, asset values, projected operations, maintenance, capital renewal and replacement, capital upgrade/new and asset disposal expenditures and projected expenditure values incorporated into the long term financial plan.

The AM Plan has a life of 4 years and is due for complete revision and updating within 2 years of each Council/board election.

### 8.4 Performance Measures

The effectiveness of the asset management plan can be measured in the following ways:

- The degree to which the required projected expenditures identified in this asset management plan are incorporated into the long term financial plan,
- The degree to which 1-5 year detailed works programs, budgets, business plans and corporate structures take into account the 'global' works program trends provided by the asset management plan,
- The degree to which the existing and projected service levels and service consequences (what we cannot do), risks and residual risks are incorporated into the Strategic Plan and associated plans,
- The Asset Renewal Funding Ratio achieving the target of 1.0.

## 9. REFERENCES

- IPWEA, 2006, 'International Infrastructure Management Manual', Institute of Public Works Engineering Australasia, Sydney, [www.ipwea.org/IIMM](http://www.ipwea.org/IIMM)
- IPWEA, 2008, 'NAMS.PLUS Asset Management', Institute of Public Works Engineering Australasia, Sydney, [www.ipwea.org/namsplus](http://www.ipwea.org/namsplus).
- IPWEA, 2015, 2nd edn., 'Australian Infrastructure Financial Management Manual', Institute of Public Works Engineering Australasia, Sydney, [www.ipwea.org/AIFMM](http://www.ipwea.org/AIFMM).

- IPWEA, 2015, 3rd edn., 'International Infrastructure Management Manual', Institute of Public Works Engineering Australasia, Sydney, [www.ipwea.org/IIMM](http://www.ipwea.org/IIMM)
- IPWEA, 2012 LTFP Practice Note 6 PN Long Term Financial Plan, Institute of Public Works Engineering Australasia, Sydney
- Snowy-Monaro Regional Council Annual Report 2016-17
- Snowy-Monaro Regional Council Financial Statements 2016-17
- Snowy-Monaro Regional Council Operational Plan 2018

## **10. APPENDICES**

Appendix A      Projected 10 year Deferred Capital Renewal and Replacement Works Program

Appendix B      Projected 10 year Capital Renewal and Replacement Works Program

Appendix C      LTFP Budgeted Expenditures Accommodated in AM Plan

## Appendix A Projected 10-year Deferred Capital Renewal and Replacement Works Program

Summary of Deferred Renewal (ModelCat) by deferred year	Count of JRAKMS ID	Sum of Renewal Cost
<b>2018</b>		
BUILDINGS\BUILDINGS NON-SPECIALISED\BUILDING COMPL	2	\$312,000.00
BUILDINGS\BUILDINGS NON-SPECIALISED\BUILDING FINIS	9	\$1,487,920.18
BUILDINGS\BUILDINGS NON-SPECIALISED\BUILDING FIRE	2	\$11,000.00
BUILDINGS\BUILDINGS NON-SPECIALISED\BUILDING FITTI	4	\$377,095.35
BUILDINGS\BUILDINGS NON-SPECIALISED\BUILDING FLOOR	4	\$239,750.00
BUILDINGS\BUILDINGS NON-SPECIALISED\BUILDING OTHER	12	\$3,449,903.96
BUILDINGS\BUILDINGS NON-SPECIALISED\BUILDING ROOF	9	\$715,317.95
BUILDINGS\BUILDINGS NON-SPECIALISED\BUILDING SITEW	7	\$40,700.00
BUILDINGS\BUILDINGS NON-SPECIALISED\BUILDING STRUC	6	\$970,655.27
BUILDINGS\BUILDINGS NON-SPECIALISED\BUILDING SUBST	1	\$11,400.00
BUILDINGS\BUILDINGS NON-SPECIALISED\BUILDING SUPER	1	\$45,400.00
BUILDINGS\BUILDINGS NON-SPECIALISED\FIXTURES & FIT	3	\$798.78
BUILDINGS\BUILDINGS SPECIALISED\BUILDING ARTWORKS	2	\$0.02
BUILDINGS\BUILDINGS SPECIALISED\BUILDING COMPLETE	24	\$8,939,004.24
BUILDINGS\BUILDINGS SPECIALISED\BUILDING ELECTRICA	39	\$279,765.59
BUILDINGS\BUILDINGS SPECIALISED\BUILDING FIRE SERV	19	\$21,500.00
BUILDINGS\BUILDINGS SPECIALISED\BUILDING FLOOR	46	\$363,903.78
BUILDINGS\BUILDINGS SPECIALISED\BUILDING MECHANICA	4	\$29,900.00
BUILDINGS\BUILDINGS SPECIALISED\BUILDING OTHER SER	2	\$91,300.00
BUILDINGS\BUILDINGS SPECIALISED\BUILDING PLUMBING	11	\$226,200.00
BUILDINGS\BUILDINGS SPECIALISED\BUILDING ROOF	57	\$1,245,876.28
BUILDINGS\BUILDINGS SPECIALISED\BUILDING STRUCTURE	15	\$2,743,165.71
BUILDINGS\BUILDINGS SPECIALISED\FIXTURES & FITTING	29	\$2,350,873.48
BUILDINGS\FURNITURE & FITTINGS\ARTWORKS	2	\$4,058.00
BUILDINGS\FURNITURE & FITTINGS\FIXTURES & FITTINGS	24	\$150,691.79
BUILDINGS\FURNITURE & FITTINGS\FURNITURE	43	\$139,851.35
BUILDINGS\FURNITURE & FITTINGS\OFFICE EQUIPMENT	2	\$6,366.20
BUILDINGS\OFFICE EQUIPMENT\OFFICE EQUIPMENT	46	\$1,396,873.61
LAND\COMMUNITY LAND\COMMUNITY LAND	3	\$48,179.37
OTHER STRUCTURES\OPEN SPACES\FURNITURE	156	\$179,835.18
OTHER STRUCTURES\OPEN SPACES\LIGHTING	6	\$27,351.00
OTHER STRUCTURES\OPEN SPACES\OTHER INFRASTRUCTURE	2	\$7,060.61
OTHER STRUCTURES\OPEN SPACES\PLAYGROUND EQUIPMENT	1	\$2,228.60
OTHER STRUCTURES\OPEN SPACES\PUBLIC ART	10	\$129,866.60
OTHER STRUCTURES\OPEN SPACES\SPORTS EQUIPMENT	2	\$62,930.00
OTHER STRUCTURES\OTHER ASSETS\OTHER INFRASTRUCTURE	1	\$2,231.00
OTHER STRUCTURES\OTHER ASSETS\TIP ASSETS	4	\$64,709.77
OTHER STRUCTURES\OTHER STRUCTURES\BUILDING	11	\$831,038.00
OTHER STRUCTURES\OTHER STRUCTURES\FIXTURES & FITTI	5	\$45,283.51
OTHER STRUCTURES\OTHER STRUCTURES\FURNITURE	47	\$18,152.94
OTHER STRUCTURES\OTHER STRUCTURES\LIGHTING	9	\$48,624.00
OTHER STRUCTURES\OTHER STRUCTURES\OTHER INFRASTRUC	22	\$84,889.40
<b>2018 Total</b>	<b>704</b>	<b>\$27,203,651.52</b>

Summary of Deferred Renewal (ModelCat) by deferred year	Count of JRAKMS ID	Sum of Renewal Cost
<b>2019</b>		
BUILDINGS\BUILDINGS NON-SPECIALISED\BUILDING COMPL	2	\$312,000.00
BUILDINGS\BUILDINGS NON-SPECIALISED\BUILDING FINIS	9	\$1,487,920.18
BUILDINGS\BUILDINGS NON-SPECIALISED\BUILDING FIRE	2	\$11,000.00
BUILDINGS\BUILDINGS NON-SPECIALISED\BUILDING FITTI	4	\$377,095.35
BUILDINGS\BUILDINGS NON-SPECIALISED\BUILDING FLOOR	4	\$239,750.00
BUILDINGS\BUILDINGS NON-SPECIALISED\BUILDING OTHER	12	\$3,449,903.96
BUILDINGS\BUILDINGS NON-SPECIALISED\BUILDING ROOF	9	\$715,317.95
BUILDINGS\BUILDINGS NON-SPECIALISED\BUILDING SITEW	7	\$40,700.00
BUILDINGS\BUILDINGS NON-SPECIALISED\BUILDING STRUC	6	\$970,655.27
BUILDINGS\BUILDINGS NON-SPECIALISED\BUILDING SUBST	1	\$11,400.00
BUILDINGS\BUILDINGS NON-SPECIALISED\BUILDING SUPER	1	\$45,400.00
BUILDINGS\BUILDINGS NON-SPECIALISED\FIXTURES & FIT	3	\$798.78
BUILDINGS\BUILDINGS SPECIALISED\BUILDING ARTWORKS	2	\$0.02
BUILDINGS\BUILDINGS SPECIALISED\BUILDING COMPLETE	25	\$9,286,004.24
BUILDINGS\BUILDINGS SPECIALISED\BUILDING ELECTRICA	39	\$279,765.59
BUILDINGS\BUILDINGS SPECIALISED\BUILDING FIRE SERV	19	\$21,500.00
BUILDINGS\BUILDINGS SPECIALISED\BUILDING FLOOR	46	\$363,903.78
BUILDINGS\BUILDINGS SPECIALISED\BUILDING MECHANICA	4	\$29,900.00
BUILDINGS\BUILDINGS SPECIALISED\BUILDING OTHER SER	2	\$91,300.00
BUILDINGS\BUILDINGS SPECIALISED\BUILDING PLUMBING	11	\$226,200.00
BUILDINGS\BUILDINGS SPECIALISED\BUILDING ROOF	57	\$1,245,876.28
BUILDINGS\BUILDINGS SPECIALISED\BUILDING STRUCTURE	15	\$2,743,165.71
BUILDINGS\BUILDINGS SPECIALISED\FIXTURES & FITTING	29	\$2,350,873.48
BUILDINGS\FURNITURE & FITTINGS\ARTWORKS	2	\$4,058.00
BUILDINGS\FURNITURE & FITTINGS\FIXTURES & FITTINGS	27	\$176,516.34
BUILDINGS\FURNITURE & FITTINGS\FURNITURE	49	\$166,456.10
BUILDINGS\FURNITURE & FITTINGS\OFFICE EQUIPMENT	2	\$6,366.20
BUILDINGS\OFFICE EQUIPMENT\OFFICE EQUIPMENT	47	\$1,398,152.65
LAND\COMMUNITY LAND\COMMUNITY LAND	3	\$48,179.37
OTHER STRUCTURES\OPEN SPACES\FURNITURE	156	\$179,835.18
OTHER STRUCTURES\OPEN SPACES\LIGHTING	6	\$27,351.00
OTHER STRUCTURES\OPEN SPACES\OTHER INFRASTRUCTURE	2	\$7,060.61
OTHER STRUCTURES\OPEN SPACES\PLAYGROUND EQUIPMENT	1	\$2,228.60
OTHER STRUCTURES\OPEN SPACES\PUBLIC ART	10	\$129,866.60
OTHER STRUCTURES\OPEN SPACES\SPORTS EQUIPMENT	2	\$62,930.00
OTHER STRUCTURES\OTHER ASSETS\OTHER INFRASTRUCTURE	1	\$2,231.00
OTHER STRUCTURES\OTHER ASSETS\TIP ASSETS	4	\$64,709.77
OTHER STRUCTURES\OTHER STRUCTURES\BUILDING	11	\$831,038.00
OTHER STRUCTURES\OTHER STRUCTURES\FIXTURES & FITTI	6	\$50,628.03
OTHER STRUCTURES\OTHER STRUCTURES\FURNITURE	47	\$18,152.94
OTHER STRUCTURES\OTHER STRUCTURES\LIGHTING	9	\$48,624.00
OTHER STRUCTURES\OTHER STRUCTURES\OTHER INFRASTRUC	22	\$84,889.40
<b>2019 Total</b>	<b>716</b>	<b>\$27,609,704.38</b>
<b>2020</b>		
BUILDINGS\BUILDINGS NON-SPECIALISED\BUILDING COMPL	2	\$312,000.00

Summary of Deferred Renewal (ModelCat) by deferred year	Count of JRAKMS ID	Sum of Renewal Cost
BUILDINGS\BUILDINGS NON-SPECIALISED\BUILDING FINIS	9	\$1,487,920.18
BUILDINGS\BUILDINGS NON-SPECIALISED\BUILDING FIRE	2	\$11,000.00
BUILDINGS\BUILDINGS NON-SPECIALISED\BUILDING FITTI	4	\$377,095.35
BUILDINGS\BUILDINGS NON-SPECIALISED\BUILDING FLOOR	8	\$605,500.00
BUILDINGS\BUILDINGS NON-SPECIALISED\BUILDING OTHER	16	\$3,596,203.96
BUILDINGS\BUILDINGS NON-SPECIALISED\BUILDING ROOF	17	\$1,401,315.95
BUILDINGS\BUILDINGS NON-SPECIALISED\BUILDING SITEW	7	\$40,700.00
BUILDINGS\BUILDINGS NON-SPECIALISED\BUILDING STRUC	10	\$1,848,455.27
BUILDINGS\BUILDINGS NON-SPECIALISED\BUILDING SUBST	1	\$11,400.00
BUILDINGS\BUILDINGS NON-SPECIALISED\BUILDING SUPER	1	\$45,400.00
BUILDINGS\BUILDINGS NON-SPECIALISED\FIXTURES & FIT	3	\$798.78
BUILDINGS\BUILDINGS SPECIALISED\BUILDING ARTWORKS	2	\$0.02
BUILDINGS\BUILDINGS SPECIALISED\BUILDING COMPLETE	25	\$9,286,004.24
BUILDINGS\BUILDINGS SPECIALISED\BUILDING ELECTRICA	39	\$279,765.59
BUILDINGS\BUILDINGS SPECIALISED\BUILDING FIRE SERV	19	\$21,500.00
BUILDINGS\BUILDINGS SPECIALISED\BUILDING FLOOR	53	\$994,113.94
BUILDINGS\BUILDINGS SPECIALISED\BUILDING MECHANICA	4	\$29,900.00
BUILDINGS\BUILDINGS SPECIALISED\BUILDING OTHER SER	7	\$239,110.00
BUILDINGS\BUILDINGS SPECIALISED\BUILDING PLUMBING	11	\$226,200.00
BUILDINGS\BUILDINGS SPECIALISED\BUILDING ROOF	62	\$1,371,576.28
BUILDINGS\BUILDINGS SPECIALISED\BUILDING STRUCTURE	20	\$4,251,565.71
BUILDINGS\BUILDINGS SPECIALISED\FIXTURES & FITTING	29	\$2,350,873.48
BUILDINGS\FURNITURE & FITTINGS\ARTWORKS	2	\$4,058.00
BUILDINGS\FURNITURE & FITTINGS\FIXTURES & FITTINGS	31	\$204,511.26
BUILDINGS\FURNITURE & FITTINGS\FURNITURE	58	\$195,252.56
BUILDINGS\FURNITURE & FITTINGS\OFFICE EQUIPMENT	2	\$6,366.20
BUILDINGS\OFFICE EQUIPMENT\OFFICE EQUIPMENT	50	\$1,417,226.28
LAND\COMMUNITY LAND\COMMUNITY LAND	5	\$60,679.37
OTHER STRUCTURES\OPEN SPACES\FURNITURE	208	\$298,434.94
OTHER STRUCTURES\OPEN SPACES\LIGHTING	79	\$469,227.92
OTHER STRUCTURES\OPEN SPACES\OTHER INFRASTRUCTURE	6	\$21,242.61
OTHER STRUCTURES\OPEN SPACES\PLAYGROUND EQUIPMENT	1	\$2,228.60
OTHER STRUCTURES\OPEN SPACES\PUBLIC ART	34	\$315,831.59
OTHER STRUCTURES\OPEN SPACES\SPORTS EQUIPMENT	2	\$62,930.00
OTHER STRUCTURES\OTHER ASSETS\OTHER INFRASTRUCTURE	2	\$4,231.00
OTHER STRUCTURES\OTHER ASSETS\TIP ASSETS	11	\$356,198.38
OTHER STRUCTURES\OTHER STRUCTURES\BUILDING	14	\$991,166.82
OTHER STRUCTURES\OTHER STRUCTURES\FIXTURES & FITTI	9	\$89,678.03
OTHER STRUCTURES\OTHER STRUCTURES\FURNITURE	81	\$39,439.09
OTHER STRUCTURES\OTHER STRUCTURES\LIGHTING	17	\$75,975.00
OTHER STRUCTURES\OTHER STRUCTURES\OTHER INFRASTRUC	27	\$111,733.90
<b>2020 Total</b>	<b>990</b>	<b>\$33,514,810.30</b>
<b>2021</b>		
BUILDINGS\BUILDINGS NON-SPECIALISED\BUILDING COMPL	4	\$842,919.99
BUILDINGS\BUILDINGS NON-SPECIALISED\BUILDING FINIS	9	\$1,487,920.18
BUILDINGS\BUILDINGS NON-SPECIALISED\BUILDING FIRE	2	\$11,000.00

Summary of Deferred Renewal (ModelCat) by deferred year	Count of JRAKMS ID	Sum of Renewal Cost
BUILDINGS\BUILDINGS NON-SPECIALISED\BUILDING FITTI	4	\$377,095.35
BUILDINGS\BUILDINGS NON-SPECIALISED\BUILDING FLOOR	8	\$605,500.00
BUILDINGS\BUILDINGS NON-SPECIALISED\BUILDING OTHER	16	\$3,596,203.96
BUILDINGS\BUILDINGS NON-SPECIALISED\BUILDING ROOF	19	\$1,469,415.95
BUILDINGS\BUILDINGS NON-SPECIALISED\BUILDING SITEW	7	\$40,700.00
BUILDINGS\BUILDINGS NON-SPECIALISED\BUILDING STRUC	10	\$1,848,455.27
BUILDINGS\BUILDINGS NON-SPECIALISED\BUILDING SUBST	1	\$11,400.00
BUILDINGS\BUILDINGS NON-SPECIALISED\BUILDING SUPER	1	\$45,400.00
BUILDINGS\BUILDINGS NON-SPECIALISED\FIXTURES & FIT	3	\$798.78
BUILDINGS\BUILDINGS SPECIALISED\BUILDING ARTWORKS	2	\$0.02
BUILDINGS\BUILDINGS SPECIALISED\BUILDING COMPLETE	25	\$9,286,004.24
BUILDINGS\BUILDINGS SPECIALISED\BUILDING ELECTRICA	39	\$279,765.59
BUILDINGS\BUILDINGS SPECIALISED\BUILDING FIRE SERV	19	\$21,500.00
BUILDINGS\BUILDINGS SPECIALISED\BUILDING FLOOR	53	\$994,113.94
BUILDINGS\BUILDINGS SPECIALISED\BUILDING MECHANICA	4	\$29,900.00
BUILDINGS\BUILDINGS SPECIALISED\BUILDING OTHER SER	7	\$239,110.00
BUILDINGS\BUILDINGS SPECIALISED\BUILDING PLUMBING	11	\$226,200.00
BUILDINGS\BUILDINGS SPECIALISED\BUILDING ROOF	62	\$1,371,576.28
BUILDINGS\BUILDINGS SPECIALISED\BUILDING STRUCTURE	20	\$4,251,565.71
BUILDINGS\BUILDINGS SPECIALISED\FIXTURES & FITTING	29	\$2,350,873.48
BUILDINGS\FURNITURE & FITTINGS\ARTWORKS	2	\$4,058.00
BUILDINGS\FURNITURE & FITTINGS\FIXTURES & FITTINGS	35	\$219,893.30
BUILDINGS\FURNITURE & FITTINGS\FURNITURE	59	\$197,416.20
BUILDINGS\FURNITURE & FITTINGS\OFFICE EQUIPMENT	2	\$6,366.20
BUILDINGS\OFFICE EQUIPMENT\OFFICE EQUIPMENT	50	\$1,417,226.28
LAND\COMMUNITY LAND\COMMUNITY LAND	8	\$177,859.37
OTHER STRUCTURES\OPEN SPACES\FURNITURE	223	\$411,501.94
OTHER STRUCTURES\OPEN SPACES\LIGHTING	81	\$475,305.92
OTHER STRUCTURES\OPEN SPACES\OTHER INFRASTRUCTURE	6	\$21,242.61
OTHER STRUCTURES\OPEN SPACES\PLAYGROUND EQUIPMENT	1	\$2,228.60
OTHER STRUCTURES\OPEN SPACES\PUBLIC ART	34	\$315,831.59
OTHER STRUCTURES\OPEN SPACES\SPORTS EQUIPMENT	2	\$62,930.00
OTHER STRUCTURES\OTHER ASSETS\OTHER INFRASTRUCTURE	2	\$4,231.00
OTHER STRUCTURES\OTHER ASSETS\TIP ASSETS	13	\$369,608.38
OTHER STRUCTURES\OTHER STRUCTURES\BUILDING	14	\$991,166.82
OTHER STRUCTURES\OTHER STRUCTURES\FIXTURES & FITTI	10	\$96,508.03
OTHER STRUCTURES\OTHER STRUCTURES\FURNITURE	84	\$56,477.75
OTHER STRUCTURES\OTHER STRUCTURES\LIGHTING	17	\$75,975.00
OTHER STRUCTURES\OTHER STRUCTURES\OTHER INFRASTRUC	29	\$229,039.32
<b>2021 Total</b>	<b>1,027</b>	<b>\$34,522,285.05</b>
<b>2022</b>		
BUILDINGS\BUILDINGS NON-SPECIALISED\BUILDING COMPL	4	\$842,919.99
BUILDINGS\BUILDINGS NON-SPECIALISED\BUILDING ELECT	1	\$12,000.00
BUILDINGS\BUILDINGS NON-SPECIALISED\BUILDING FINIS	9	\$1,487,920.18
BUILDINGS\BUILDINGS NON-SPECIALISED\BUILDING FIRE	2	\$11,000.00
BUILDINGS\BUILDINGS NON-SPECIALISED\BUILDING FITTI	5	\$401,370.35

Summary of Deferred Renewal (ModelCat) by deferred year	Count of JRAKMS ID	Sum of Renewal Cost
BUILDINGS\BUILDINGS NON-SPECIALISED\BUILDING FLOOR	8	\$605,500.00
BUILDINGS\BUILDINGS NON-SPECIALISED\BUILDING OTHER	18	\$4,165,495.95
BUILDINGS\BUILDINGS NON-SPECIALISED\BUILDING ROOF	19	\$1,469,415.95
BUILDINGS\BUILDINGS NON-SPECIALISED\BUILDING SITEW	8	\$41,918.45
BUILDINGS\BUILDINGS NON-SPECIALISED\BUILDING STRUC	10	\$1,848,455.27
BUILDINGS\BUILDINGS NON-SPECIALISED\BUILDING SUBST	1	\$11,400.00
BUILDINGS\BUILDINGS NON-SPECIALISED\BUILDING SUPER	1	\$45,400.00
BUILDINGS\BUILDINGS NON-SPECIALISED\FIXTURES & FIT	3	\$798.78
BUILDINGS\BUILDINGS SPECIALISED\BUILDING ARTWORKS	2	\$0.02
BUILDINGS\BUILDINGS SPECIALISED\BUILDING COMPLETE	25	\$9,286,004.24
BUILDINGS\BUILDINGS SPECIALISED\BUILDING ELECTRICA	49	\$451,465.59
BUILDINGS\BUILDINGS SPECIALISED\BUILDING FIRE SERV	28	\$27,902.47
BUILDINGS\BUILDINGS SPECIALISED\BUILDING FLOOR	55	\$1,002,013.94
BUILDINGS\BUILDINGS SPECIALISED\BUILDING MECHANICA	4	\$29,900.00
BUILDINGS\BUILDINGS SPECIALISED\BUILDING OTHER SER	7	\$239,110.00
BUILDINGS\BUILDINGS SPECIALISED\BUILDING PLUMBING	11	\$226,200.00
BUILDINGS\BUILDINGS SPECIALISED\BUILDING ROOF	71	\$1,559,976.28
BUILDINGS\BUILDINGS SPECIALISED\BUILDING STRUCTURE	20	\$4,251,565.71
BUILDINGS\BUILDINGS SPECIALISED\FIXTURES & FITTING	30	\$2,375,131.47
BUILDINGS\FURNITURE & FITTINGS\ARTWORKS	2	\$4,058.00
BUILDINGS\FURNITURE & FITTINGS\FIXTURES & FITTINGS	36	\$225,725.12
BUILDINGS\FURNITURE & FITTINGS\FURNITURE	62	\$222,372.25
BUILDINGS\FURNITURE & FITTINGS\FURNITURE & FITTING	2	\$38,001.56
BUILDINGS\FURNITURE & FITTINGS\OFFICE EQUIPMENT	2	\$6,366.20
BUILDINGS\OFFICE EQUIPMENT\OFFICE EQUIPMENT	51	\$1,418,871.28
LAND\COMMUNITY LAND\COMMUNITY LAND	8	\$177,859.37
OTHER STRUCTURES\OPEN SPACES\FURNITURE	243	\$572,357.25
OTHER STRUCTURES\OPEN SPACES\LIGHTING	96	\$739,981.52
OTHER STRUCTURES\OPEN SPACES\OTHER INFRASTRUCTURE	6	\$21,242.61
OTHER STRUCTURES\OPEN SPACES\PLAYGROUND EQUIPMENT	2	\$3,241.60
OTHER STRUCTURES\OPEN SPACES\PUBLIC ART	40	\$351,286.59
OTHER STRUCTURES\OPEN SPACES\SPORTS EQUIPMENT	2	\$62,930.00
OTHER STRUCTURES\OTHER ASSETS\OTHER INFRASTRUCTURE	2	\$4,231.00
OTHER STRUCTURES\OTHER ASSETS\TIP ASSETS	13	\$369,608.38
OTHER STRUCTURES\OTHER STRUCTURES\BUILDING	14	\$991,166.82
OTHER STRUCTURES\OTHER STRUCTURES\FIXTURES & FITTI	11	\$112,656.43
OTHER STRUCTURES\OTHER STRUCTURES\FURNITURE	84	\$56,477.75
OTHER STRUCTURES\OTHER STRUCTURES\LIGHTING	17	\$75,975.00
OTHER STRUCTURES\OTHER STRUCTURES\OTHER INFRASTRUC	29	\$229,039.32
OTHER STRUCTURES\OTHER STRUCTURES\PLAYGROUND EQUIP	1	\$1,013.00
<b>2022 Total</b>	<b>1,114</b>	<b>\$36,077,325.69</b>
<b>2023</b>		
BUILDINGS\BUILDINGS NON-SPECIALISED\BUILDING COMPL	4	\$842,919.99
BUILDINGS\BUILDINGS NON-SPECIALISED\BUILDING ELECT	1	\$12,000.00
BUILDINGS\BUILDINGS NON-SPECIALISED\BUILDING FINIS	12	\$1,760,320.18
BUILDINGS\BUILDINGS NON-SPECIALISED\BUILDING FIRE	2	\$11,000.00

Summary of Deferred Renewal (ModelCat) by deferred year	Count of JRAKMS ID	Sum of Renewal Cost
BUILDINGS\BUILDINGS NON-SPECIALISED\BUILDING FITTI	9	\$653,370.35
BUILDINGS\BUILDINGS NON-SPECIALISED\BUILDING FLOOR	9	\$658,300.00
BUILDINGS\BUILDINGS NON-SPECIALISED\BUILDING OTHER	22	\$5,170,386.85
BUILDINGS\BUILDINGS NON-SPECIALISED\BUILDING PLUMB	1	\$40,500.00
BUILDINGS\BUILDINGS NON-SPECIALISED\BUILDING ROOF	19	\$1,469,415.95
BUILDINGS\BUILDINGS NON-SPECIALISED\BUILDING SITEW	15	\$202,218.45
BUILDINGS\BUILDINGS NON-SPECIALISED\BUILDING STRUC	10	\$1,848,455.27
BUILDINGS\BUILDINGS NON-SPECIALISED\BUILDING SUBST	1	\$11,400.00
BUILDINGS\BUILDINGS NON-SPECIALISED\BUILDING SUPER	1	\$45,400.00
BUILDINGS\BUILDINGS NON-SPECIALISED\FIXTURES & FIT	3	\$798.78
BUILDINGS\BUILDINGS SPECIALISED\BUILDING ARTWORKS	2	\$0.02
BUILDINGS\BUILDINGS SPECIALISED\BUILDING COMPLETE	27	\$9,340,004.24
BUILDINGS\BUILDINGS SPECIALISED\BUILDING ELECTRICA	49	\$451,465.59
BUILDINGS\BUILDINGS SPECIALISED\BUILDING FIRE SERV	38	\$49,002.47
BUILDINGS\BUILDINGS SPECIALISED\BUILDING FLOOR	56	\$1,015,313.94
BUILDINGS\BUILDINGS SPECIALISED\BUILDING MECHANICA	4	\$29,900.00
BUILDINGS\BUILDINGS SPECIALISED\BUILDING OTHER SER	7	\$239,110.00
BUILDINGS\BUILDINGS SPECIALISED\BUILDING PLUMBING	38	\$373,206.26
BUILDINGS\BUILDINGS SPECIALISED\BUILDING ROOF	71	\$1,559,976.28
BUILDINGS\BUILDINGS SPECIALISED\BUILDING STRUCTURE	20	\$4,251,565.71
BUILDINGS\BUILDINGS SPECIALISED\FIXTURES & FITTING	30	\$2,375,131.47
BUILDINGS\FURNITURE & FITTINGS\ARTWORKS	2	\$4,058.00
BUILDINGS\FURNITURE & FITTINGS\FIXTURES & FITTINGS	39	\$322,171.19
BUILDINGS\FURNITURE & FITTINGS\FURNITURE	64	\$249,902.92
BUILDINGS\FURNITURE & FITTINGS\FURNITURE & FITTING	2	\$38,001.56
BUILDINGS\FURNITURE & FITTINGS\OFFICE EQUIPMENT	2	\$6,366.20
BUILDINGS\OFFICE EQUIPMENT\OFFICE EQUIPMENT	54	\$2,462,926.63
LAND\COMMUNITY LAND\COMMUNITY LAND	8	\$177,859.37
OTHER STRUCTURES\OPEN SPACES\FURNITURE	265	\$780,837.57
OTHER STRUCTURES\OPEN SPACES\LIGHTING	98	\$746,059.52
OTHER STRUCTURES\OPEN SPACES\OTHER INFRASTRUCTURE	7	\$48,404.18
OTHER STRUCTURES\OPEN SPACES\PLAYGROUND EQUIPMENT	39	\$134,121.20
OTHER STRUCTURES\OPEN SPACES\PUBLIC ART	41	\$354,088.55
OTHER STRUCTURES\OPEN SPACES\SPORTS EQUIPMENT	2	\$62,930.00
OTHER STRUCTURES\OTHER ASSETS\OTHER INFRASTRUCTURE	3	\$6,395.04
OTHER STRUCTURES\OTHER ASSETS\SOLAR SYSTEMS	1	\$22,500.00
OTHER STRUCTURES\OTHER ASSETS\TIP ASSETS	14	\$760,059.15
OTHER STRUCTURES\OTHER STRUCTURES\BUILDING	14	\$991,166.82
OTHER STRUCTURES\OTHER STRUCTURES\FIXTURES & FITTI	11	\$112,656.43
OTHER STRUCTURES\OTHER STRUCTURES\FURNITURE	85	\$58,531.40
OTHER STRUCTURES\OTHER STRUCTURES\LIGHTING	17	\$75,975.00
OTHER STRUCTURES\OTHER STRUCTURES\OTHER INFRASTRUC	29	\$229,039.32
OTHER STRUCTURES\OTHER STRUCTURES\PLAYGROUND EQUIP	1	\$1,013.00
<b>2023 Total</b>	<b>1,249</b>	<b>\$40,056,224.85</b>
<b>2024</b>		
BUILDINGS\BUILDINGS NON-SPECIALISED\BUILDING COMPL	4	\$842,919.99



Summary of Deferred Renewal (ModelCat) by deferred year	Count of JRAKMS ID	Sum of Renewal Cost
BUILDINGS\BUILDINGS NON-SPECIALISED\BUILDING ELECT	2	\$57,000.00
BUILDINGS\BUILDINGS NON-SPECIALISED\BUILDING FINIS	12	\$1,760,320.18
BUILDINGS\BUILDINGS NON-SPECIALISED\BUILDING FIRE	2	\$11,000.00
BUILDINGS\BUILDINGS NON-SPECIALISED\BUILDING FITTI	9	\$653,370.35
BUILDINGS\BUILDINGS NON-SPECIALISED\BUILDING FLOOR	10	\$820,300.00
BUILDINGS\BUILDINGS NON-SPECIALISED\BUILDING OTHER	22	\$5,170,386.85
BUILDINGS\BUILDINGS NON-SPECIALISED\BUILDING PLUMB	1	\$40,500.00
BUILDINGS\BUILDINGS NON-SPECIALISED\BUILDING ROOF	20	\$1,500,915.95
BUILDINGS\BUILDINGS NON-SPECIALISED\BUILDING SITEW	15	\$202,218.45
BUILDINGS\BUILDINGS NON-SPECIALISED\BUILDING STRUC	10	\$1,848,455.27
BUILDINGS\BUILDINGS NON-SPECIALISED\BUILDING SUBST	1	\$11,400.00
BUILDINGS\BUILDINGS NON-SPECIALISED\BUILDING SUPER	1	\$45,400.00
BUILDINGS\BUILDINGS NON-SPECIALISED\FIXTURES & FIT	3	\$798.78
BUILDINGS\BUILDINGS SPECIALISED\BUILDING ARTWORKS	2	\$0.02
BUILDINGS\BUILDINGS SPECIALISED\BUILDING COMPLETE	28	\$9,345,004.24
BUILDINGS\BUILDINGS SPECIALISED\BUILDING ELECTRICA	49	\$451,465.59
BUILDINGS\BUILDINGS SPECIALISED\BUILDING FIRE SERV	38	\$49,002.47
BUILDINGS\BUILDINGS SPECIALISED\BUILDING FLOOR	56	\$1,015,313.94
BUILDINGS\BUILDINGS SPECIALISED\BUILDING MECHANICA	4	\$29,900.00
BUILDINGS\BUILDINGS SPECIALISED\BUILDING OTHER SER	7	\$239,110.00
BUILDINGS\BUILDINGS SPECIALISED\BUILDING PLUMBING	38	\$373,206.26
BUILDINGS\BUILDINGS SPECIALISED\BUILDING ROOF	72	\$1,587,676.28
BUILDINGS\BUILDINGS SPECIALISED\BUILDING STRUCTURE	20	\$4,251,565.71
BUILDINGS\BUILDINGS SPECIALISED\FIXTURES & FITTING	30	\$2,375,131.47
BUILDINGS\FURNITURE & FITTINGS\ARTWORKS	2	\$4,058.00
BUILDINGS\FURNITURE & FITTINGS\FIXTURES & FITTINGS	44	\$382,434.83
BUILDINGS\FURNITURE & FITTINGS\FURNITURE	65	\$254,032.92
BUILDINGS\FURNITURE & FITTINGS\FURNITURE & FITTING	2	\$38,001.56
BUILDINGS\FURNITURE & FITTINGS\OFFICE EQUIPMENT	2	\$6,366.20
BUILDINGS\OFFICE EQUIPMENT\OFFICE EQUIPMENT	54	\$2,462,926.63
LAND\COMMUNITY LAND\COMMUNITY LAND	8	\$177,859.37
OTHER STRUCTURES\OPEN SPACES\FURNITURE	266	\$782,705.54
OTHER STRUCTURES\OPEN SPACES\LIGHTING	98	\$746,059.52
OTHER STRUCTURES\OPEN SPACES\OTHER INFRASTRUCTURE	7	\$48,404.18
OTHER STRUCTURES\OPEN SPACES\PLAYGROUND EQUIPMENT	39	\$134,121.20
OTHER STRUCTURES\OPEN SPACES\PUBLIC ART	41	\$354,088.55
OTHER STRUCTURES\OPEN SPACES\SPORTS EQUIPMENT	2	\$62,930.00
OTHER STRUCTURES\OTHER ASSETS\OTHER INFRASTRUCTURE	3	\$6,395.04
OTHER STRUCTURES\OTHER ASSETS\SOLAR SYSTEMS	1	\$22,500.00
OTHER STRUCTURES\OTHER ASSETS\TIP ASSETS	14	\$760,059.15
OTHER STRUCTURES\OTHER STRUCTURES\BUILDING	15	\$998,130.18
OTHER STRUCTURES\OTHER STRUCTURES\FIXTURES & FITTI	11	\$112,656.43
OTHER STRUCTURES\OTHER STRUCTURES\FURNITURE	85	\$58,531.40
OTHER STRUCTURES\OTHER STRUCTURES\LIGHTING	17	\$75,975.00
OTHER STRUCTURES\OTHER STRUCTURES\OTHER INFRASTRUC	29	\$229,039.32
OTHER STRUCTURES\OTHER STRUCTURES\PLAYGROUND EQUIP	1	\$1,013.00

Summary of Deferred Renewal (ModelCat) by deferred year	Count of JRAKMS ID	Sum of Renewal Cost
<b>2024 Total</b>	<b>1,262</b>	<b>\$40,400,649.82</b>
<b>2025</b>		
BUILDINGS\BUILDINGS NON-SPECIALISED\BUILDING COMPL	4	\$842,919.99
BUILDINGS\BUILDINGS NON-SPECIALISED\BUILDING ELECT	2	\$57,000.00
BUILDINGS\BUILDINGS NON-SPECIALISED\BUILDING FINIS	12	\$1,760,320.18
BUILDINGS\BUILDINGS NON-SPECIALISED\BUILDING FIRE	2	\$11,000.00
BUILDINGS\BUILDINGS NON-SPECIALISED\BUILDING FITTI	9	\$653,370.35
BUILDINGS\BUILDINGS NON-SPECIALISED\BUILDING FLOOR	10	\$820,300.00
BUILDINGS\BUILDINGS NON-SPECIALISED\BUILDING OTHER	22	\$5,170,386.85
BUILDINGS\BUILDINGS NON-SPECIALISED\BUILDING PLUMB	1	\$40,500.00
BUILDINGS\BUILDINGS NON-SPECIALISED\BUILDING ROOF	24	\$1,966,615.95
BUILDINGS\BUILDINGS NON-SPECIALISED\BUILDING SITEW	15	\$202,218.45
BUILDINGS\BUILDINGS NON-SPECIALISED\BUILDING STRUC	12	\$4,373,706.37
BUILDINGS\BUILDINGS NON-SPECIALISED\BUILDING SUBST	11	\$543,484.45
BUILDINGS\BUILDINGS NON-SPECIALISED\BUILDING SUPER	12	\$4,438,885.39
BUILDINGS\BUILDINGS NON-SPECIALISED\FIXTURES & FIT	3	\$798.78
BUILDINGS\BUILDINGS SPECIALISED\BUILDING ARTWORKS	2	\$0.02
BUILDINGS\BUILDINGS SPECIALISED\BUILDING COMPLETE	29	\$9,378,504.24
BUILDINGS\BUILDINGS SPECIALISED\BUILDING ELECTRICA	51	\$470,665.59
BUILDINGS\BUILDINGS SPECIALISED\BUILDING FIRE SERV	38	\$49,002.47
BUILDINGS\BUILDINGS SPECIALISED\BUILDING FLOOR	58	\$1,097,813.94
BUILDINGS\BUILDINGS SPECIALISED\BUILDING MECHANICA	4	\$29,900.00
BUILDINGS\BUILDINGS SPECIALISED\BUILDING OTHER SER	9	\$272,110.00
BUILDINGS\BUILDINGS SPECIALISED\BUILDING PLUMBING	38	\$373,206.26
BUILDINGS\BUILDINGS SPECIALISED\BUILDING ROOF	75	\$1,677,276.28
BUILDINGS\BUILDINGS SPECIALISED\BUILDING STRUCTURE	58	\$7,010,874.53
BUILDINGS\BUILDINGS SPECIALISED\FIXTURES & FITTING	30	\$2,375,131.47
BUILDINGS\FURNITURE & FITTINGS\ARTWORKS	2	\$4,058.00
BUILDINGS\FURNITURE & FITTINGS\FIXTURES & FITTINGS	47	\$417,190.30
BUILDINGS\FURNITURE & FITTINGS\FURNITURE	66	\$258,932.92
BUILDINGS\FURNITURE & FITTINGS\FURNITURE & FITTING	2	\$38,001.56
BUILDINGS\FURNITURE & FITTINGS\OFFICE EQUIPMENT	2	\$6,366.20
BUILDINGS\OFFICE EQUIPMENT\OFFICE EQUIPMENT	54	\$2,462,926.63
LAND\COMMUNITY LAND\COMMUNITY LAND	8	\$177,859.37
OTHER STRUCTURES\OPEN SPACES\FURNITURE	308	\$1,110,968.52
OTHER STRUCTURES\OPEN SPACES\LIGHTING	99	\$758,722.02
OTHER STRUCTURES\OPEN SPACES\OTHER INFRASTRUCTURE	9	\$53,716.35
OTHER STRUCTURES\OPEN SPACES\PLAYGROUND EQUIPMENT	39	\$134,121.20
OTHER STRUCTURES\OPEN SPACES\PUBLIC ART	42	\$355,588.55
OTHER STRUCTURES\OPEN SPACES\SPORTS EQUIPMENT	6	\$316,424.66
OTHER STRUCTURES\OTHER ASSETS\OTHER INFRASTRUCTURE	3	\$6,395.04
OTHER STRUCTURES\OTHER ASSETS\SOLAR SYSTEMS	1	\$22,500.00
OTHER STRUCTURES\OTHER ASSETS\TIP ASSETS	15	\$767,453.15
OTHER STRUCTURES\OTHER STRUCTURES\BUILDING	17	\$1,118,330.18
OTHER STRUCTURES\OTHER STRUCTURES\FIXTURES & FITTI	12	\$135,378.80
OTHER STRUCTURES\OTHER STRUCTURES\FURNITURE	94	\$98,723.19

Summary of Deferred Renewal (ModelCat) by deferred year	Count of JRAKMS ID	Sum of Renewal Cost
OTHER STRUCTURES\OTHER STRUCTURES\LIGHTING	17	\$75,975.00
OTHER STRUCTURES\OTHER STRUCTURES\OTHER INFRASTRUC	29	\$229,039.32
OTHER STRUCTURES\OTHER STRUCTURES\PLAYGROUND EQUIP	1	\$1,013.00
<b>2025 Total</b>	<b>1,404</b>	<b>\$52,165,675.52</b>
<b>2026</b>		
BUILDINGS\BUILDINGS NON-SPECIALISED\BUILDING COMPL	4	\$842,919.99
BUILDINGS\BUILDINGS NON-SPECIALISED\BUILDING ELECT	4	\$178,600.00
BUILDINGS\BUILDINGS NON-SPECIALISED\BUILDING FINIS	14	\$1,839,820.18
BUILDINGS\BUILDINGS NON-SPECIALISED\BUILDING FIRE	2	\$11,000.00
BUILDINGS\BUILDINGS NON-SPECIALISED\BUILDING FITTI	9	\$653,370.35
BUILDINGS\BUILDINGS NON-SPECIALISED\BUILDING FLOOR	11	\$896,600.00
BUILDINGS\BUILDINGS NON-SPECIALISED\BUILDING OTHER	22	\$5,170,386.85
BUILDINGS\BUILDINGS NON-SPECIALISED\BUILDING PLUMB	1	\$40,500.00
BUILDINGS\BUILDINGS NON-SPECIALISED\BUILDING ROOF	27	\$2,114,515.95
BUILDINGS\BUILDINGS NON-SPECIALISED\BUILDING SITEW	15	\$202,218.45
BUILDINGS\BUILDINGS NON-SPECIALISED\BUILDING STRUC	12	\$4,373,706.37
BUILDINGS\BUILDINGS NON-SPECIALISED\BUILDING SUBST	11	\$543,484.45
BUILDINGS\BUILDINGS NON-SPECIALISED\BUILDING SUPER	12	\$4,438,885.39
BUILDINGS\BUILDINGS NON-SPECIALISED\FIXTURES & FIT	3	\$798.78
BUILDINGS\BUILDINGS SPECIALISED\BUILDING ARTWORKS	2	\$0.02
BUILDINGS\BUILDINGS SPECIALISED\BUILDING COMPLETE	30	\$9,404,504.24
BUILDINGS\BUILDINGS SPECIALISED\BUILDING ELECTRICA	54	\$535,065.59
BUILDINGS\BUILDINGS SPECIALISED\BUILDING FIRE SERV	38	\$49,002.47
BUILDINGS\BUILDINGS SPECIALISED\BUILDING FLOOR	58	\$1,097,813.94
BUILDINGS\BUILDINGS SPECIALISED\BUILDING MECHANICA	4	\$29,900.00
BUILDINGS\BUILDINGS SPECIALISED\BUILDING OTHER SER	9	\$272,110.00
BUILDINGS\BUILDINGS SPECIALISED\BUILDING PLUMBING	38	\$373,206.26
BUILDINGS\BUILDINGS SPECIALISED\BUILDING ROOF	87	\$2,044,625.23
BUILDINGS\BUILDINGS SPECIALISED\BUILDING STRUCTURE	58	\$7,010,874.53
BUILDINGS\BUILDINGS SPECIALISED\FIXTURES & FITTING	30	\$2,375,131.47
BUILDINGS\FURNITURE & FITTINGS\ARTWORKS	2	\$4,058.00
BUILDINGS\FURNITURE & FITTINGS\FIXTURES & FITTINGS	47	\$417,190.30
BUILDINGS\FURNITURE & FITTINGS\FURNITURE	66	\$258,932.92
BUILDINGS\FURNITURE & FITTINGS\FURNITURE & FITTING	2	\$38,001.56
BUILDINGS\FURNITURE & FITTINGS\OFFICE EQUIPMENT	2	\$6,366.20
BUILDINGS\OFFICE EQUIPMENT\OFFICE EQUIPMENT	55	\$2,464,652.08
LAND\COMMUNITY LAND\COMMUNITY LAND	11	\$466,259.37
OTHER STRUCTURES\OPEN SPACES\FURNITURE	336	\$1,169,850.14
OTHER STRUCTURES\OPEN SPACES\LIGHTING	99	\$758,722.02
OTHER STRUCTURES\OPEN SPACES\OTHER INFRASTRUCTURE	9	\$53,716.35
OTHER STRUCTURES\OPEN SPACES\PLAYGROUND EQUIPMENT	39	\$134,121.20
OTHER STRUCTURES\OPEN SPACES\PUBLIC ART	43	\$378,381.05
OTHER STRUCTURES\OPEN SPACES\SPORTS EQUIPMENT	7	\$375,989.06
OTHER STRUCTURES\OTHER ASSETS\OTHER INFRASTRUCTURE	3	\$6,395.04
OTHER STRUCTURES\OTHER ASSETS\SOLAR SYSTEMS	2	\$70,500.00
OTHER STRUCTURES\OTHER ASSETS\TIP ASSETS	16	\$773,451.15

Summary of Deferred Renewal (ModelCat) by deferred year	Count of JRAKMS ID	Sum of Renewal Cost
OTHER STRUCTURES\OTHER STRUCTURES\BUILDING	18	\$1,248,330.18
OTHER STRUCTURES\OTHER STRUCTURES\FIXTURES & FITTI	13	\$151,593.59
OTHER STRUCTURES\OTHER STRUCTURES\FURNITURE	94	\$98,723.19
OTHER STRUCTURES\OTHER STRUCTURES\LIGHTING	17	\$75,975.00
OTHER STRUCTURES\OTHER STRUCTURES\OTHER INFRASTRUC	30	\$294,377.82
OTHER STRUCTURES\OTHER STRUCTURES\PLAYGROUND EQUIP	1	\$1,013.00
<b>2026 Total</b>	<b>1,467</b>	<b>\$53,745,639.73</b>
<b>2027</b>		
BUILDINGS\BUILDINGS NON-SPECIALISED\BUILDING COMPL	4	\$842,919.99
BUILDINGS\BUILDINGS NON-SPECIALISED\BUILDING ELECT	4	\$178,600.00
BUILDINGS\BUILDINGS NON-SPECIALISED\BUILDING FINIS	14	\$1,839,820.18
BUILDINGS\BUILDINGS NON-SPECIALISED\BUILDING FIRE	2	\$11,000.00
BUILDINGS\BUILDINGS NON-SPECIALISED\BUILDING FITTI	10	\$664,770.35
BUILDINGS\BUILDINGS NON-SPECIALISED\BUILDING FLOOR	11	\$896,600.00
BUILDINGS\BUILDINGS NON-SPECIALISED\BUILDING OTHER	22	\$5,170,386.85
BUILDINGS\BUILDINGS NON-SPECIALISED\BUILDING PLUMB	1	\$40,500.00
BUILDINGS\BUILDINGS NON-SPECIALISED\BUILDING ROOF	27	\$2,114,515.95
BUILDINGS\BUILDINGS NON-SPECIALISED\BUILDING SITEW	15	\$202,218.45
BUILDINGS\BUILDINGS NON-SPECIALISED\BUILDING STRUC	12	\$4,373,706.37
BUILDINGS\BUILDINGS NON-SPECIALISED\BUILDING SUBST	11	\$543,484.45
BUILDINGS\BUILDINGS NON-SPECIALISED\BUILDING SUPER	12	\$4,438,885.39
BUILDINGS\BUILDINGS NON-SPECIALISED\FIXTURES & FIT	3	\$798.78
BUILDINGS\BUILDINGS SPECIALISED\BUILDING ARTWORKS	2	\$0.02
BUILDINGS\BUILDINGS SPECIALISED\BUILDING COMPLETE	35	\$11,716,771.27
BUILDINGS\BUILDINGS SPECIALISED\BUILDING ELECTRICA	54	\$535,065.59
BUILDINGS\BUILDINGS SPECIALISED\BUILDING FIRE SERV	40	\$51,402.47
BUILDINGS\BUILDINGS SPECIALISED\BUILDING FLOOR	59	\$1,124,313.94
BUILDINGS\BUILDINGS SPECIALISED\BUILDING MECHANICA	4	\$29,900.00
BUILDINGS\BUILDINGS SPECIALISED\BUILDING OTHER SER	10	\$282,710.00
BUILDINGS\BUILDINGS SPECIALISED\BUILDING PLUMBING	38	\$373,206.26
BUILDINGS\BUILDINGS SPECIALISED\BUILDING ROOF	88	\$2,049,925.23
BUILDINGS\BUILDINGS SPECIALISED\BUILDING STRUCTURE	59	\$7,074,474.53
BUILDINGS\BUILDINGS SPECIALISED\FIXTURES & FITTING	30	\$2,375,131.47
BUILDINGS\FURNITURE & FITTINGS\ARTWORKS	2	\$4,058.00
BUILDINGS\FURNITURE & FITTINGS\FIXTURES & FITTINGS	47	\$417,190.30
BUILDINGS\FURNITURE & FITTINGS\FURNITURE	66	\$258,932.92
BUILDINGS\FURNITURE & FITTINGS\FURNITURE & FITTING	2	\$38,001.56
BUILDINGS\FURNITURE & FITTINGS\OFFICE EQUIPMENT	2	\$6,366.20
BUILDINGS\OFFICE EQUIPMENT\OFFICE EQUIPMENT	55	\$2,464,652.08
LAND\COMMUNITY LAND\COMMUNITY LAND	11	\$466,259.37
OTHER STRUCTURES\OPEN SPACES\FURNITURE	336	\$1,169,850.14
OTHER STRUCTURES\OPEN SPACES\LIGHTING	99	\$758,722.02
OTHER STRUCTURES\OPEN SPACES\OTHER INFRASTRUCTURE	9	\$53,716.35
OTHER STRUCTURES\OPEN SPACES\PLAYGROUND EQUIPMENT	54	\$181,230.77
OTHER STRUCTURES\OPEN SPACES\PUBLIC ART	43	\$378,381.05
OTHER STRUCTURES\OPEN SPACES\SPORTS EQUIPMENT	7	\$375,989.06

Summary of Deferred Renewal (ModelCat) by deferred year	Count of JRAKMS ID	Sum of Renewal Cost
OTHER STRUCTURES\OTHER ASSETS\OTHER INFRASTRUCTURE	3	\$6,395.04
OTHER STRUCTURES\OTHER ASSETS\SOLAR SYSTEMS	2	\$70,500.00
OTHER STRUCTURES\OTHER ASSETS\TIP ASSETS	16	\$773,451.15
OTHER STRUCTURES\OTHER STRUCTURES\BUILDING	19	\$1,249,201.48
OTHER STRUCTURES\OTHER STRUCTURES\FIXTURES & FITTI	13	\$151,593.59
OTHER STRUCTURES\OTHER STRUCTURES\FURNITURE	94	\$98,723.19
OTHER STRUCTURES\OTHER STRUCTURES\LIGHTING	17	\$75,975.00
OTHER STRUCTURES\OTHER STRUCTURES\OTHER INFRASTRUC	30	\$294,377.82
OTHER STRUCTURES\OTHER STRUCTURES\PLAYGROUND EQUIP	3	\$5,880.47
<b>2027 Total</b>	<b>1,497</b>	<b>\$56,230,555.10</b>
<b>2028</b>		
BUILDINGS\BUILDINGS NON-SPECIALISED\BUILDING COMPL	4	\$842,919.99
BUILDINGS\BUILDINGS NON-SPECIALISED\BUILDING ELECT	4	\$178,600.00
BUILDINGS\BUILDINGS NON-SPECIALISED\BUILDING FINIS	16	\$2,065,038.64
BUILDINGS\BUILDINGS NON-SPECIALISED\BUILDING FIRE	2	\$11,000.00
BUILDINGS\BUILDINGS NON-SPECIALISED\BUILDING FITTI	12	\$904,933.93
BUILDINGS\BUILDINGS NON-SPECIALISED\BUILDING FLOOR	11	\$896,600.00
BUILDINGS\BUILDINGS NON-SPECIALISED\BUILDING OTHER	22	\$5,170,386.85
BUILDINGS\BUILDINGS NON-SPECIALISED\BUILDING PLUMB	1	\$40,500.00
BUILDINGS\BUILDINGS NON-SPECIALISED\BUILDING ROOF	28	\$2,196,039.54
BUILDINGS\BUILDINGS NON-SPECIALISED\BUILDING SITEW	15	\$202,218.45
BUILDINGS\BUILDINGS NON-SPECIALISED\BUILDING STRUC	12	\$4,373,706.37
BUILDINGS\BUILDINGS NON-SPECIALISED\BUILDING SUBST	11	\$543,484.45
BUILDINGS\BUILDINGS NON-SPECIALISED\BUILDING SUPER	12	\$4,438,885.39
BUILDINGS\BUILDINGS NON-SPECIALISED\FIXTURES & FIT	3	\$798.78
BUILDINGS\BUILDINGS SPECIALISED\BUILDING ARTWORKS	2	\$0.02
BUILDINGS\BUILDINGS SPECIALISED\BUILDING COMPLETE	37	\$11,760,771.27
BUILDINGS\BUILDINGS SPECIALISED\BUILDING ELECTRICA	55	\$618,565.59
BUILDINGS\BUILDINGS SPECIALISED\BUILDING FIRE SERV	42	\$54,302.47
BUILDINGS\BUILDINGS SPECIALISED\BUILDING FLOOR	59	\$1,124,313.94
BUILDINGS\BUILDINGS SPECIALISED\BUILDING MECHANICA	4	\$29,900.00
BUILDINGS\BUILDINGS SPECIALISED\BUILDING OTHER SER	10	\$282,710.00
BUILDINGS\BUILDINGS SPECIALISED\BUILDING PLUMBING	38	\$373,206.26
BUILDINGS\BUILDINGS SPECIALISED\BUILDING ROOF	89	\$2,280,825.23
BUILDINGS\BUILDINGS SPECIALISED\BUILDING STRUCTURE	59	\$7,074,474.53
BUILDINGS\BUILDINGS SPECIALISED\FIXTURES & FITTING	30	\$2,375,131.47
BUILDINGS\FURNITURE & FITTINGS\ARTWORKS	2	\$4,058.00
BUILDINGS\FURNITURE & FITTINGS\FIXTURES & FITTINGS	47	\$417,190.30
BUILDINGS\FURNITURE & FITTINGS\FURNITURE	66	\$258,932.92
BUILDINGS\FURNITURE & FITTINGS\FURNITURE & FITTING	2	\$38,001.56
BUILDINGS\FURNITURE & FITTINGS\OFFICE EQUIPMENT	2	\$6,366.20
BUILDINGS\OFFICE EQUIPMENT\OFFICE EQUIPMENT	58	\$2,537,010.53
LAND\COMMUNITY LAND\COMMUNITY LAND	11	\$466,259.37
OTHER STRUCTURES\OPEN SPACES\FURNITURE	336	\$1,169,850.14
OTHER STRUCTURES\OPEN SPACES\LIGHTING	99	\$758,722.02
OTHER STRUCTURES\OPEN SPACES\OTHER INFRASTRUCTURE	9	\$53,716.35

<b>Summary of Deferred Renewal (ModelCat) by deferred year</b>	<b>Count of JRAKMS ID</b>	<b>Sum of Renewal Cost</b>
OTHER STRUCTURES\OPEN SPACES\PLAYGROUND EQUIPMENT	67	\$294,281.57
OTHER STRUCTURES\OPEN SPACES\PUBLIC ART	43	\$378,381.05
OTHER STRUCTURES\OPEN SPACES\SPORTS EQUIPMENT	7	\$375,989.06
OTHER STRUCTURES\OTHER ASSETS\OTHER INFRASTRUCTURE	3	\$6,395.04
OTHER STRUCTURES\OTHER ASSETS\SOLAR SYSTEMS	4	\$134,880.00
OTHER STRUCTURES\OTHER ASSETS\TIP ASSETS	19	\$783,694.79
OTHER STRUCTURES\OTHER STRUCTURES\BUILDING	20	\$1,309,201.48
OTHER STRUCTURES\OTHER STRUCTURES\FIXTURES & FITTI	17	\$251,886.21
OTHER STRUCTURES\OTHER STRUCTURES\FURNITURE	94	\$98,723.19
OTHER STRUCTURES\OTHER STRUCTURES\LIGHTING	17	\$75,975.00
OTHER STRUCTURES\OTHER STRUCTURES\OTHER INFRASTRUC	30	\$294,377.82
OTHER STRUCTURES\OTHER STRUCTURES\PLAYGROUND EQUIP	3	\$5,880.47
<b>2028 Total</b>	<b>1,534</b>	<b>\$57,559,086.24</b>
<b>(blank)</b>		
(blank)		
<b>(blank) Total</b>		
<b>Grand Total</b>	<b>12,964</b>	<b>\$459,085,608.20</b>

## Appendix B Projected 10-year Capital Renewal and Replacement Works Program

Model Category	Asset Name	Renewal Cost	Risk	Expiry Year	Funded Year	Condition	JRAKM S ID	Client ID	Renewal Need	Maintenance Need	Operations Need	Total Need	Treatment	Dimension 1
BUILDINGS\BUILDINGS NON-SPECIALISED\BUILDING FINIS	Finishes	\$147,600.00	25	2017	2018	5	8102465	29493	\$147,600.00	\$885.60	\$4,132.80	\$152,618.40	Buildings Non-Specialised	1
BUILDINGS\BUILDINGS NON-SPECIALISED\BUILDING FITTI	Fittings	\$11,400.00	25	2016	2018	5	8102466	29494	\$11,400.00	\$68.40	\$319.20	\$11,787.60	Buildings Non-Specialised	1
BUILDINGS\BUILDINGS NON-SPECIALISED\BUILDING SITEW	Siteworks	\$7,900.00	25	2018	2018	5	8102469	29497	\$7,900.00	\$47.40	\$221.20	\$8,168.60	Buildings Non-Specialised	1
BUILDINGS\BUILDINGS NON-SPECIALISED\BUILDING FINIS	Finishes	\$14,759.77	25	2017	2018	5	8102475	29503	\$14,759.77	\$88.56	\$413.27	\$15,261.60	Buildings Non-Specialised	1
BUILDINGS\BUILDINGS NON-SPECIALISED\BUILDING FINIS	Finishes	\$11,400.00	25	2016	2018	5	8102485	29514	\$11,400.00	\$68.40	\$319.20	\$11,787.60	Buildings Non-Specialised	1
BUILDINGS\BUILDINGS NON-SPECIALISED\BUILDING FIRE	Fire Services	\$2,000.00	25	2016	2018	5	8102506	29538	\$2,000.00	\$12.00	\$56.00	\$2,068.00	Buildings Non-Specialised	1
BUILDINGS\BUILDINGS NON-SPECIALISED\BUILDING FINIS	Finishes	\$68,100.00	25	2018	2018	5	8102537	29569	\$68,100.00	\$408.60	\$1,906.80	\$70,415.40	Buildings Non-Specialised	1
BUILDINGS\BUILDINGS NON-SPECIALISED\BUILDING FIRE	Fire Services	\$9,000.00	25	2018	2018	5	8102542	29574	\$9,000.00	\$54.00	\$252.00	\$9,306.00	Buildings Non-Specialised	1
BUILDINGS\BUILDINGS NON-SPECIALISED\BUILDING STRUC	Structure	\$136,300.00	25	2016	2018	5	8102592	29625	\$136,300.00	\$817.80	\$3,816.40	\$140,934.20	Buildings Non-Specialised	1
BUILDINGS\BUILDINGS NON-SPECIALISED\BUILDING STRUC	Structure	\$115,255.27	25	2017	2018	5	8102593	29626	\$115,255.27	\$691.53	\$3,227.15	\$119,173.95	Buildings Non-Specialised	1
BUILDINGS\BUILDINGS SPECIALISED\BUILDING ROOF	Roof	\$9,100.00	25	2016	2018	5	8102673	29713	\$9,100.00	\$54.60	\$254.80	\$9,409.40	Buildings Specialised	1
BUILDINGS\BUILDINGS SPECIALISED\BUILDING ROOF	Roof	\$34,300.00	25	2016	2018	5	8102674	29714	\$34,300.00	\$205.80	\$960.40	\$35,466.20	Buildings Specialised	1
BUILDINGS\BUILDINGS SPECIALISED\BUILDING ELECTRICA	Electrical	\$2,500.00	25	2016	2018	5	8102690	29732	\$2,500.00	\$15.00	\$70.00	\$2,585.00	Buildings Specialised	1
BUILDINGS\BUILDINGS SPECIALISED\BUILDING ELECTRICA	Electrical	\$23,100.00	25	2016	2018	5	8102691	29733	\$23,100.00	\$138.60	\$646.80	\$23,885.40	Buildings Specialised	1
BUILDINGS\BUILDINGS SPECIALISED\BUILDING ELECTRICA	Electrical	\$1,400.00	25	2016	2018	5	8102697	29739	\$1,400.00	\$8.40	\$39.20	\$1,447.60	Buildings Specialised	1
BUILDINGS\BUILDINGS SPECIALISED\BUILDING ELECTRICA	Electrical	\$3,000.00	25	2016	2018	5	8102702	29744	\$3,000.00	\$18.00	\$84.00	\$3,102.00	Buildings Specialised	1
BUILDINGS\BUILDINGS SPECIALISED\BUILDING ELECTRICA	Electrical	\$1,800.00	25	2016	2018	5	8102705	29747	\$1,800.00	\$10.80	\$50.40	\$1,861.20	Buildings Specialised	1
BUILDINGS\BUILDINGS SPECIALISED\BUILDING ELECTRICA	Electrical	\$7,500.00	25	2016	2018	5	8102711	29753	\$7,500.00	\$45.00	\$210.00	\$7,755.00	Buildings Specialised	1
BUILDINGS\BUILDINGS SPECIALISED\BUILDING FIRE SERV	Fire Services	\$800.00	25	2018	2018	5	8102714	29758	\$800.00	\$4.80	\$22.40	\$827.20	Buildings Specialised	1
BUILDINGS\BUILDINGS SPECIALISED\BUILDING FIRE SERV	Fire Services	\$400.00	25	2016	2018	5	8102715	29759	\$400.00	\$2.40	\$11.20	\$413.60	Buildings Specialised	1
BUILDINGS\BUILDINGS SPECIALISED\BUILDING FIRE SERV	Fire Services	\$700.00	25	2018	2018	5	8102716	29760	\$700.00	\$4.20	\$19.60	\$723.80	Buildings Specialised	1
BUILDINGS\BUILDINGS SPECIALISED\BUILDING FIRE SERV	Fire Services	\$700.00	25	2018	2018	5	8102717	29761	\$700.00	\$4.20	\$19.60	\$723.80	Buildings Specialised	1
BUILDINGS\BUILDINGS SPECIALISED\BUILDING FIRE SERV	Fire Services	\$400.00	25	2018	2018	5	8102719	29763	\$400.00	\$2.40	\$11.20	\$413.60	Buildings Specialised	1
BUILDINGS\BUILDINGS SPECIALISED\BUILDING FIRE SERV	Fire Services	\$1,300.00	25	2017	2018	5	8102720	29764	\$1,300.00	\$7.80	\$36.40	\$1,344.20	Buildings Specialised	1
BUILDINGS\BUILDINGS SPECIALISED\BUILDING FIRE SERV	Fire Services	\$700.00	25	2017	2018	5	8102722	29766	\$700.00	\$4.20	\$19.60	\$723.80	Buildings Specialised	1
BUILDINGS\BUILDINGS SPECIALISED\BUILDING FIRE SERV	Fire Services	\$400.00	25	2017	2018	5	8102724	29768	\$400.00	\$2.40	\$11.20	\$413.60	Buildings Specialised	1
BUILDINGS\BUILDINGS SPECIALISED\BUILDING FIRE SERV	Fire Services	\$200.00	25	2018	2018	5	8102727	29771	\$200.00	\$1.20	\$5.60	\$206.80	Buildings Specialised	1

Model Category	Asset Name	Renewal Cost	Risk	Expiry Year	Funded Year	Condition	JRAKM S ID	Client ID	Renewal Need	Maintenance Need	Operations Need	Total Need	Treatment	Dimension 1
BUILDINGS\BUILDINGS SPECIALISED\BUILDING FIRE SERV	Fire Services	\$300.00	25	2016	2018	5	8102728	29772	\$300.00	\$1.80	\$8.40	\$310.20	Buildings Specialised	1
BUILDINGS\BUILDINGS SPECIALISED\BUILDING FIRE SERV	Fire Services	\$100.00	25	2018	2018	5	8102729	29773	\$100.00	\$0.60	\$2.80	\$103.40	Buildings Specialised	1
BUILDINGS\BUILDINGS SPECIALISED\BUILDING FIRE SERV	Fire Services	\$1,300.00	25	2018	2018	5	8102731	29775	\$1,300.00	\$7.80	\$36.40	\$1,344.20	Buildings Specialised	1
BUILDINGS\BUILDINGS SPECIALISED\BUILDING FLOOR	Floor Coverings	\$1,100.00	25	2016	2018	5	8102734	29778	\$1,100.00	\$6.60	\$30.80	\$1,137.40	Buildings Specialised	1
BUILDINGS\BUILDINGS SPECIALISED\BUILDING FLOOR	Floor Coverings	\$900.00	25	2016	2018	5	8102735	29779	\$900.00	\$5.40	\$25.20	\$930.60	Buildings Specialised	1
BUILDINGS\BUILDINGS SPECIALISED\BUILDING FLOOR	Floor Coverings	\$400.00	25	2016	2018	5	8102736	29780	\$400.00	\$2.40	\$11.20	\$413.60	Buildings Specialised	1
BUILDINGS\BUILDINGS SPECIALISED\BUILDING FLOOR	Floor Coverings	\$15,400.00	25	2016	2018	5	8102737	29781	\$15,400.00	\$92.40	\$431.20	\$15,923.60	Buildings Specialised	1
BUILDINGS\BUILDINGS SPECIALISED\BUILDING FLOOR	Floor Coverings	\$800.00	25	2016	2018	5	8102738	29782	\$800.00	\$4.80	\$22.40	\$827.20	Buildings Specialised	1
BUILDINGS\BUILDINGS SPECIALISED\BUILDING FLOOR	Floor Coverings	\$1,500.00	25	2016	2018	5	8102739	29783	\$1,500.00	\$9.00	\$42.00	\$1,551.00	Buildings Specialised	1
BUILDINGS\BUILDINGS SPECIALISED\BUILDING FLOOR	Floor Coverings	\$21,253.78	25	2016	2018	5	8102740	29784	\$21,253.78	\$127.52	\$595.11	\$21,976.41	Buildings Specialised	1
BUILDINGS\BUILDINGS SPECIALISED\BUILDING FLOOR	Floor Coverings	\$8,200.00	25	2016	2018	5	8102741	29785	\$8,200.00	\$49.20	\$229.60	\$8,478.80	Buildings Specialised	1
BUILDINGS\BUILDINGS SPECIALISED\BUILDING FLOOR	Floor Coverings	\$1,600.00	25	2016	2018	5	8102742	29786	\$1,600.00	\$9.60	\$44.80	\$1,654.40	Buildings Specialised	1
BUILDINGS\BUILDINGS SPECIALISED\BUILDING FLOOR	Floor Coverings	\$1,400.00	25	2016	2018	5	8102743	29787	\$1,400.00	\$8.40	\$39.20	\$1,447.60	Buildings Specialised	1
BUILDINGS\BUILDINGS SPECIALISED\BUILDING FLOOR	Floor Coverings	\$400.00	25	2016	2018	5	8102744	29788	\$400.00	\$2.40	\$11.20	\$413.60	Buildings Specialised	1
BUILDINGS\BUILDINGS SPECIALISED\BUILDING FLOOR	Floor Coverings	\$700.00	25	2016	2018	5	8102745	29789	\$700.00	\$4.20	\$19.60	\$723.80	Buildings Specialised	1
BUILDINGS\BUILDINGS SPECIALISED\BUILDING FLOOR	Floor Coverings	\$3,000.00	25	2016	2018	5	8102746	29790	\$3,000.00	\$18.00	\$84.00	\$3,102.00	Buildings Specialised	1
BUILDINGS\BUILDINGS SPECIALISED\BUILDING FLOOR	Floor Coverings	\$500.00	25	2016	2018	5	8102747	29791	\$500.00	\$3.00	\$14.00	\$517.00	Buildings Specialised	1
BUILDINGS\BUILDINGS SPECIALISED\BUILDING FLOOR	Floor Coverings	\$400.00	25	2016	2018	5	8102748	29792	\$400.00	\$2.40	\$11.20	\$413.60	Buildings Specialised	1
BUILDINGS\BUILDINGS SPECIALISED\BUILDING FLOOR	Floor Coverings	\$400.00	25	2016	2018	5	8102749	29793	\$400.00	\$2.40	\$11.20	\$413.60	Buildings Specialised	1
BUILDINGS\BUILDINGS SPECIALISED\BUILDING FLOOR	Floor Coverings	\$200.00	25	2016	2018	5	8102750	29794	\$200.00	\$1.20	\$5.60	\$206.80	Buildings Specialised	1
BUILDINGS\BUILDINGS SPECIALISED\BUILDING FLOOR	Floor Coverings	\$300.00	25	2016	2018	5	8102751	29795	\$300.00	\$1.80	\$8.40	\$310.20	Buildings Specialised	1
BUILDINGS\BUILDINGS SPECIALISED\BUILDING FLOOR	Floor Coverings	\$100.00	25	2016	2018	5	8102752	29796	\$100.00	\$0.60	\$2.80	\$103.40	Buildings Specialised	1
BUILDINGS\BUILDINGS SPECIALISED\BUILDING FLOOR	Floor Coverings	\$800.00	25	2017	2018	5	8102753	29797	\$800.00	\$4.80	\$22.40	\$827.20	Buildings Specialised	1
BUILDINGS\BUILDINGS SPECIALISED\BUILDING FLOOR	Floor Coverings	\$1,400.00	25	2016	2018	5	8102754	29798	\$1,400.00	\$8.40	\$39.20	\$1,447.60	Buildings Specialised	1
BUILDINGS\BUILDINGS SPECIALISED\BUILDING FLOOR	Floor Coverings	\$12,800.00	25	2016	2018	5	8102755	29799	\$12,800.00	\$76.80	\$358.40	\$13,235.20	Buildings Specialised	1
BUILDINGS\BUILDINGS SPECIALISED\BUILDING FLOOR	Floor Coverings	\$4,500.00	25	2016	2018	5	8102756	29800	\$4,500.00	\$27.00	\$126.00	\$4,653.00	Buildings Specialised	1
BUILDINGS\BUILDINGS SPECIALISED\BUILDING MECHANICA	Mechanical Services	\$7,700.00	25	2016	2018	5	8102759	29803	\$7,700.00	\$46.20	\$215.60	\$7,961.80	Buildings Specialised	1
BUILDINGS\BUILDINGS SPECIALISED\BUILDING MECHANICA	Mechanical Services	\$4,100.00	25	2016	2018	5	8102761	29805	\$4,100.00	\$24.60	\$114.80	\$4,239.40	Buildings Specialised	1
BUILDINGS\BUILDINGS SPECIALISED\BUILDING PLUMBING	Plumbing	\$600.00	25	2016	2018	5	8102764	29809	\$600.00	\$3.60	\$16.80	\$620.40	Buildings Specialised	1
BUILDINGS\BUILDINGS SPECIALISED\BUILDING PLUMBING	Plumbing	\$2,600.00	25	2016	2018	5	8102768	29813	\$2,600.00	\$15.60	\$72.80	\$2,688.40	Buildings Specialised	1



Model Category	Asset Name	Renewal Cost	Risk	Expiry Year	Funded Year	Condition	JRAKM S ID	Client ID	Renewal Need	Maintenance Need	Operations Need	Total Need	Treatment	Dimension 1
BUILDINGS\BUILDINGS SPECIALISED\BUILDING ROOF	Roof	\$14,800.00	25	2016	2018	5	8102790	29835	\$14,800.00	\$88.80	\$414.40	\$15,303.20	Buildings Specialised	1
BUILDINGS\BUILDINGS SPECIALISED\BUILDING ROOF	Roof	\$6,900.00	25	2016	2018	5	8102791	29836	\$6,900.00	\$41.40	\$193.20	\$7,134.60	Buildings Specialised	1
BUILDINGS\BUILDINGS SPECIALISED\BUILDING ROOF	Roof	\$13,300.00	25	2016	2018	5	8102793	29838	\$13,300.00	\$79.80	\$372.40	\$13,752.20	Buildings Specialised	1
BUILDINGS\BUILDINGS SPECIALISED\BUILDING ROOF	Roof	\$22,000.00	25	2016	2018	5	8102795	29840	\$22,000.00	\$132.00	\$616.00	\$22,748.00	Buildings Specialised	1
BUILDINGS\BUILDINGS SPECIALISED\BUILDING ROOF	Roof	\$18,400.00	25	2016	2018	5	8102800	29845	\$18,400.00	\$110.40	\$515.20	\$19,025.60	Buildings Specialised	1
BUILDINGS\BUILDINGS SPECIALISED\BUILDING ROOF	Roof	\$4,100.00	25	2016	2018	5	8102801	29846	\$4,100.00	\$24.60	\$114.80	\$4,239.40	Buildings Specialised	1
BUILDINGS\BUILDINGS SPECIALISED\BUILDING ROOF	Roof	\$24,700.00	25	2016	2018	5	8102803	29848	\$24,700.00	\$148.20	\$691.60	\$25,539.80	Buildings Specialised	1
BUILDINGS\BUILDINGS SPECIALISED\BUILDING ROOF	Roof	\$13,700.00	25	2016	2018	5	8102807	29852	\$13,700.00	\$82.20	\$383.60	\$14,165.80	Buildings Specialised	1
BUILDINGS\BUILDINGS SPECIALISED\BUILDING ROOF	Roof	\$3,500.00	25	2016	2018	5	8102812	29857	\$3,500.00	\$21.00	\$98.00	\$3,619.00	Buildings Specialised	1
BUILDINGS\BUILDINGS SPECIALISED\BUILDING ROOF	Roof	\$4,900.00	25	2016	2018	5	8102813	29858	\$4,900.00	\$29.40	\$137.20	\$5,066.60	Buildings Specialised	1
BUILDINGS\BUILDINGS SPECIALISED\BUILDING ROOF	Roof	\$1,600.00	25	2016	2018	5	8102814	29859	\$1,600.00	\$9.60	\$44.80	\$1,654.40	Buildings Specialised	1
BUILDINGS\BUILDINGS SPECIALISED\BUILDING ROOF	Roof	\$23,600.00	25	2016	2018	5	8102816	29861	\$23,600.00	\$141.60	\$660.80	\$24,402.40	Buildings Specialised	1
BUILDINGS\BUILDINGS SPECIALISED\BUILDING ROOF	Roof	\$26,800.00	25	2016	2018	5	8102819	29864	\$26,800.00	\$160.80	\$750.40	\$27,711.20	Buildings Specialised	1
BUILDINGS\BUILDINGS SPECIALISED\BUILDING ROOF	Roof	\$7,800.00	25	2016	2018	5	8102820	29865	\$7,800.00	\$46.80	\$218.40	\$8,065.20	Buildings Specialised	1
BUILDINGS\BUILDINGS SPECIALISED\BUILDING STRUCTURE	Structure	\$408,217.50	25	2020	2018	5	8102829	29876	\$408,217.50	\$2,449.31	\$11,430.09	\$422,096.90	Buildings Specialised	1
BUILDINGS\BUILDINGS SPECIALISED\BUILDING STRUCTURE	Structure	\$118,000.00	25	2019	2018	5	8102864	29911	\$118,000.00	\$708.00	\$3,304.00	\$122,012.00	Buildings Specialised	1
BUILDINGS\BUILDINGS SPECIALISED\BUILDING ELECTRICAL	Electrical	\$600.00	25	2016	2018	5	8102870	29917	\$600.00	\$3.60	\$16.80	\$620.40	Buildings Specialised	1
BUILDINGS\BUILDINGS SPECIALISED\BUILDING FIRE SERVICES	Fire Services	\$500.00	25	2017	2018	5	8102874	29921	\$500.00	\$3.00	\$14.00	\$517.00	Buildings Specialised	1
BUILDINGS\BUILDINGS SPECIALISED\BUILDING FLOOR COVERINGS	Floor Coverings	\$600.00	25	2016	2018	5	8102879	29926	\$600.00	\$3.60	\$16.80	\$620.40	Buildings Specialised	1
BUILDINGS\BUILDINGS SPECIALISED\BUILDING ROOF	Roof	\$10,100.00	25	2016	2018	5	8102888	29935	\$10,100.00	\$60.60	\$282.80	\$10,443.40	Buildings Specialised	1
BUILDINGS\BUILDINGS SPECIALISED\BUILDING ROOF	Roof	\$38,700.00	25	2016	2018	5	8102901	29948	\$38,700.00	\$232.20	\$1,083.60	\$40,015.80	Buildings Specialised	1
BUILDINGS\BUILDINGS SPECIALISED\BUILDING FLOOR COVERINGS	Floor Coverings	\$1,300.00	25	2016	2018	5	8102919	29970	\$1,300.00	\$7.80	\$36.40	\$1,344.20	Buildings Specialised	1
BUILDINGS\BUILDINGS SPECIALISED\BUILDING ROOF	Roof	\$1,800.00	25	2016	2018	5	8102934	29989	\$1,800.00	\$10.80	\$50.40	\$1,861.20	Buildings Specialised	1
BUILDINGS\BUILDINGS SPECIALISED\BUILDING ROOF	Roof	\$1,700.00	25	2016	2018	5	8102937	29992	\$1,700.00	\$10.20	\$47.60	\$1,757.80	Buildings Specialised	1
BUILDINGS\BUILDINGS SPECIALISED\BUILDING STRUCTURE	Structure	\$3,400.00	25	2019	2018	5	8102947	30005	\$3,400.00	\$20.40	\$95.20	\$3,515.60	Buildings Specialised	1
BUILDINGS\BUILDINGS SPECIALISED\BUILDING FIRE SERVICES	Fire Services	\$400.00	25	2016	2018	5	8102951	30011	\$400.00	\$2.40	\$11.20	\$413.60	Buildings Specialised	1
BUILDINGS\BUILDINGS SPECIALISED\BUILDING FLOOR COVERINGS	Floor Coverings	\$500.00	25	2016	2018	5	8102952	30012	\$500.00	\$3.00	\$14.00	\$517.00	Buildings Specialised	1
BUILDINGS\BUILDINGS SPECIALISED\BUILDING PLUMBING	Plumbing	\$1,500.00	25	2016	2018	5	8102953	30013	\$1,500.00	\$9.00	\$42.00	\$1,551.00	Buildings Specialised	1
BUILDINGS\BUILDINGS SPECIALISED\BUILDING FLOOR COVERINGS	Floor Coverings	\$100.00	25	2016	2018	5	8102963	30023	\$100.00	\$0.60	\$2.80	\$103.40	Buildings Specialised	1
BUILDINGS\BUILDINGS SPECIALISED\BUILDING FLOOR COVERINGS	Floor Coverings	\$1,600.00	25	2016	2018	5	8102964	30024	\$1,600.00	\$9.60	\$44.80	\$1,654.40	Buildings Specialised	1

Model Category	Asset Name	Renewal Cost	Risk	Expiry Year	Funded Year	Condition	JRAKM S ID	Client ID	Renewal Need	Maintenance Need	Operations Need	Total Need	Treatment	Dimension 1
BUILDINGS\BUILDINGS SPECIALISED\BUILDING FLOOR	Floor Coverings	\$1,400.00	25	2016	2018	5	8102965	30025	\$1,400.00	\$8.40	\$39.20	\$1,447.60	Buildings Specialised	1
BUILDINGS\BUILDINGS SPECIALISED\BUILDING ROOF	Roof	\$3,500.00	25	2016	2018	5	8102973	30033	\$3,500.00	\$21.00	\$98.00	\$3,619.00	Buildings Specialised	1
BUILDINGS\BUILDINGS SPECIALISED\BUILDING ROOF	Roof	\$17,400.00	25	2016	2018	5	8102974	30034	\$17,400.00	\$104.40	\$487.20	\$17,991.60	Buildings Specialised	1
BUILDINGS\BUILDINGS SPECIALISED\BUILDING FIRE SERV	Fire Services	\$3,600.00	25	2016	2018	5	8102990	30050	\$3,600.00	\$21.60	\$100.80	\$3,722.40	Buildings Specialised	1
BUILDINGS\BUILDINGS SPECIALISED\BUILDING FIRE SERV	Fire Services	\$1,500.00	25	2016	2018	5	8102991	30051	\$1,500.00	\$9.00	\$42.00	\$1,551.00	Buildings Specialised	1
BUILDINGS\BUILDINGS SPECIALISED\BUILDING FIRE SERV	Fire Services	\$5,700.00	25	2018	2018	5	8102993	30053	\$5,700.00	\$34.20	\$159.60	\$5,893.80	Buildings Specialised	1
BUILDINGS\BUILDINGS SPECIALISED\BUILDING FIRE SERV	Fire Services	\$1,200.00	25	2018	2018	5	8102994	30054	\$1,200.00	\$7.20	\$33.60	\$1,240.80	Buildings Specialised	1
BUILDINGS\BUILDINGS SPECIALISED\BUILDING FLOOR	Floor Coverings	\$24,900.00	25	2016	2018	5	8102995	30055	\$24,900.00	\$149.40	\$697.20	\$25,746.60	Buildings Specialised	1
BUILDINGS\BUILDINGS SPECIALISED\BUILDING FLOOR	Floor Coverings	\$4,000.00	25	2016	2018	5	8102996	30056	\$4,000.00	\$24.00	\$112.00	\$4,136.00	Buildings Specialised	1
BUILDINGS\BUILDINGS SPECIALISED\BUILDING FLOOR	Floor Coverings	\$1,600.00	25	2016	2018	5	8102997	30057	\$1,600.00	\$9.60	\$44.80	\$1,654.40	Buildings Specialised	1
BUILDINGS\BUILDINGS SPECIALISED\BUILDING FLOOR	Floor Coverings	\$2,200.00	25	2016	2018	5	8102998	30058	\$2,200.00	\$13.20	\$61.60	\$2,274.80	Buildings Specialised	1
BUILDINGS\BUILDINGS SPECIALISED\BUILDING FLOOR	Floor Coverings	\$6,000.00	25	2016	2018	5	8102999	30059	\$6,000.00	\$36.00	\$168.00	\$6,204.00	Buildings Specialised	1
BUILDINGS\BUILDINGS SPECIALISED\BUILDING FLOOR	Floor Coverings	\$1,300.00	25	2016	2018	5	8103000	30060	\$1,300.00	\$7.80	\$36.40	\$1,344.20	Buildings Specialised	1
BUILDINGS\BUILDINGS SPECIALISED\BUILDING ROOF	Roof	\$900.00	25	2016	2018	5	8103010	30071	\$900.00	\$5.40	\$25.20	\$930.60	Buildings Specialised	1
BUILDINGS\BUILDINGS SPECIALISED\BUILDING ROOF	Roof	\$103,000.00	25	2016	2018	5	8103012	30073	\$103,000.00	\$618.00	\$2,884.00	\$106,502.00	Buildings Specialised	1
BUILDINGS\BUILDINGS SPECIALISED\BUILDING STRUCTURE	Structure	\$1,700.00	25	2017	2018	5	8103017	30078	\$1,700.00	\$10.20	\$47.60	\$1,757.80	Buildings Specialised	1
BUILDINGS\BUILDINGS SPECIALISED\BUILDING STRUCTURE	Structure	\$10,600.00	25	2016	2018	5	8103023	30084	\$10,600.00	\$63.60	\$296.80	\$10,960.40	Buildings Specialised	1
BUILDINGS\BUILDINGS SPECIALISED\BUILDING STRUCTURE	Structure	\$10,600.00	25	2016	2018	5	8103024	30085	\$10,600.00	\$63.60	\$296.80	\$10,960.40	Buildings Specialised	1
BUILDINGS\BUILDINGS SPECIALISED\BUILDING ELECTRICA	Electrical	\$1,660.75	25	2017	2018	5	8103025	30086	\$1,660.75	\$9.96	\$46.50	\$1,717.22	Buildings Specialised	1
BUILDINGS\BUILDINGS SPECIALISED\BUILDING ELECTRICA	Electrical	\$3,300.00	25	2017	2018	5	8103026	30087	\$3,300.00	\$19.80	\$92.40	\$3,412.20	Buildings Specialised	1
BUILDINGS\BUILDINGS SPECIALISED\BUILDING ELECTRICA	Electrical	\$20,204.84	25	2017	2018	5	8103027	30088	\$20,204.84	\$121.23	\$565.74	\$20,891.80	Buildings Specialised	1
BUILDINGS\BUILDINGS SPECIALISED\BUILDING ELECTRICA	Electrical	\$400.00	25	2017	2018	5	8103029	30090	\$400.00	\$2.40	\$11.20	\$413.60	Buildings Specialised	1
BUILDINGS\BUILDINGS SPECIALISED\BUILDING ELECTRICA	Electrical	\$400.00	25	2017	2018	5	8103030	30091	\$400.00	\$2.40	\$11.20	\$413.60	Buildings Specialised	1
BUILDINGS\BUILDINGS SPECIALISED\BUILDING ELECTRICA	Electrical	\$400.00	25	2017	2018	5	8103031	30092	\$400.00	\$2.40	\$11.20	\$413.60	Buildings Specialised	1
BUILDINGS\BUILDINGS SPECIALISED\BUILDING FLOOR	Floor Coverings	\$500.00	25	2016	2018	5	8103042	30105	\$500.00	\$3.00	\$14.00	\$517.00	Buildings Specialised	1
BUILDINGS\BUILDINGS SPECIALISED\BUILDING FLOOR	Floor Coverings	\$1,300.00	25	2016	2018	5	8103043	30106	\$1,300.00	\$7.80	\$36.40	\$1,344.20	Buildings Specialised	1
BUILDINGS\BUILDINGS SPECIALISED\BUILDING FLOOR	Floor Coverings	\$100.00	25	2016	2018	5	8103045	30108	\$100.00	\$0.60	\$2.80	\$103.40	Buildings Specialised	1
BUILDINGS\BUILDINGS SPECIALISED\BUILDING FLOOR	Floor Coverings	\$100.00	25	2016	2018	5	8103046	30109	\$100.00	\$0.60	\$2.80	\$103.40	Buildings Specialised	1
BUILDINGS\BUILDINGS SPECIALISED\BUILDING FLOOR	Floor Coverings	\$100.00	25	2016	2018	5	8103047	30110	\$100.00	\$0.60	\$2.80	\$103.40	Buildings Specialised	1
BUILDINGS\BUILDINGS SPECIALISED\BUILDING ROOF	Roof	\$4,376.27	25	2017	2018	5	8103057	30122	\$4,376.27	\$26.26	\$122.54	\$4,525.06	Buildings Specialised	1

Model Category	Asset Name	Renewal Cost	Risk	Expiry Year	Funded Year	Condition	JRAKM S ID	Client ID	Renewal Need	Maintenance Need	Operations Need	Total Need	Treatment	Dimension 1
BUILDINGS\BUILDINGS SPECIALISED\BUILDING ROOF	Roof	\$9,000.00	25	2017	2018	5	8103058	30123	\$9,000.00	\$54.00	\$252.00	\$9,306.00	Buildings Specialised	1
BUILDINGS\BUILDINGS SPECIALISED\BUILDING ROOF	Roof	\$23,100.00	25	2017	2018	5	8103059	30124	\$23,100.00	\$138.60	\$646.80	\$23,885.40	Buildings Specialised	1
BUILDINGS\BUILDINGS SPECIALISED\BUILDING ROOF	Roof	\$1,400.00	25	2017	2018	5	8103060	30125	\$1,400.00	\$8.40	\$39.20	\$1,447.60	Buildings Specialised	1
BUILDINGS\BUILDINGS SPECIALISED\BUILDING ROOF	Roof	\$1,000.00	25	2017	2018	5	8103062	30127	\$1,000.00	\$6.00	\$28.00	\$1,034.00	Buildings Specialised	1
BUILDINGS\BUILDINGS SPECIALISED\BUILDING ROOF	Roof	\$1,000.00	25	2017	2018	5	8103064	30129	\$1,000.00	\$6.00	\$28.00	\$1,034.00	Buildings Specialised	1
BUILDINGS\BUILDINGS SPECIALISED\BUILDING ROOF	Roof	\$1,000.00	25	2017	2018	5	8103066	30131	\$1,000.00	\$6.00	\$28.00	\$1,034.00	Buildings Specialised	1
OTHER STRUCTURES\OPEN SPACES\SPORTS EQUIPMENT	Scoreboard - AFL	\$10,130.00	25	2017	2018	5	8106500	33689	\$10,130.00	\$60.78	\$283.64	\$10,474.42	Infrastructure: Other Structures	1
OTHER STRUCTURES\OPEN SPACES\SPORTS EQUIPMENT	Tennis Courts for Disposal	\$0.00	25	2016	2018	5	8106570	33762	\$0.00	\$0.00	\$0.00	\$0.00		1
BUILDINGS\BUILDINGS SPECIALISED\BUILDING COMPLETE	Aitchison House Cottage	\$176,000.00	25	2017	2018	5	8117916	47673	\$176,000.00	\$1,056.00	\$4,928.00	\$181,984.00	Buildings Specialised	1
BUILDINGS\BUILDINGS SPECIALISED\BUILDING COMPLETE	Workshop Store - Carpenters & Plumbers Workshop Steel Portal Frame	\$21,000.00	25	2015	2018	5	8117920	47677	\$21,000.00	\$126.00	\$588.00	\$21,714.00	Buildings Specialised	1
BUILDINGS\BUILDINGS SPECIALISED\BUILDING COMPLETE	Chemical & Noxious Weeds Store Steel Portal Frame - Steel Cladding	\$33,000.00	25	2015	2018	5	8117921	47678	\$33,000.00	\$198.00	\$924.00	\$34,122.00	Buildings Specialised	1
BUILDINGS\BUILDINGS SPECIALISED\BUILDING COMPLETE	Workshop & 3 Bay Plant Garage - Adaminaby Permissive Occupancy	\$0.01	25	2017	2018	5	8117922	47679	\$0.01	\$0.00	\$0.00	\$0.01	Buildings Specialised	1
BUILDINGS\BUILDINGS SPECIALISED\FIXTURES & FITTING	Berridale Aged Hostel - Building Granite Stone - Iron Roof Brick v	\$1,752,136.37	25	2016	2018	5	8117927	47684	\$1,752,136.37	\$10,512.82	\$49,059.82	\$1,811,709.01	Buildings Specialised	1
BUILDINGS\BUILDINGS SPECIALISED\FIXTURES & FITTING	Berridale Aged Hostel - Platypus Water System	\$0.01	25	2015	2018	5	8117928	47685	\$0.01	\$0.00	\$0.00	\$0.01	Buildings Specialised	1
BUILDINGS\BUILDINGS SPECIALISED\BUILDING ROOF	JHP - Cabin Reroofing (X15) Colourbond	\$0.01	25	2015	2018	5	8117940	47697	\$0.01	\$0.00	\$0.00	\$0.01	Buildings Specialised	1
BUILDINGS\BUILDINGS SPECIALISED\FIXTURES & FITTING	JHP - Camp Kitchen Renovation	\$0.01	25	2015	2018	5	8117942	47699	\$0.01	\$0.00	\$0.00	\$0.01	Buildings Specialised	1
BUILDINGS\BUILDINGS SPECIALISED\BUILDING COMPLETE	Jindabyne Childcare Centre Sister Passmore Community Centre	\$590,000.00	25	2015	2018	5	8117943	47700	\$590,000.00	\$3,540.00	\$16,520.00	\$610,060.00	Buildings Specialised	1
BUILDINGS\BUILDINGS SPECIALISED\BUILDING COMPLETE	Jindabyne Waste Depot - Recycling	\$12,400.00	25	2015	2018	5	8117944	47701	\$12,400.00	\$74.40	\$347.20	\$12,821.60	Buildings Specialised	1
BUILDINGS\BUILDINGS SPECIALISED\FIXTURES & FITTING	Berridale Community Centre - Ramp Handrail Path	\$0.01	25	2015	2018	5	8117948	47705	\$0.01	\$0.00	\$0.00	\$0.01	Buildings Specialised	1
BUILDINGS\BUILDINGS SPECIALISED\FIXTURES & FITTING	Berridale Community Centre - Hall Extension	\$0.01	25	2015	2018	5	8117949	47706	\$0.01	\$0.00	\$0.00	\$0.01	Buildings Specialised	1
BUILDINGS\BUILDINGS SPECIALISED\BUILDING COMPLETE	Baanya Hall Weatherboard - Iron Roof	\$160,000.00	25	2015	2018	5	8117950	47707	\$160,000.00	\$960.00	\$4,480.00	\$165,440.00	Buildings Specialised	1
BUILDINGS\BUILDINGS SPECIALISED\BUILDING COMPLETE	Dalgety Memorial Hall Blockwork - Iron Roof	\$930,564.00	25	2015	2018	5	8117951	47708	\$930,564.00	\$5,583.38	\$26,055.79	\$962,203.18	Buildings Specialised	1
BUILDINGS\BUILDINGS SPECIALISED\BUILDING COMPLETE	Adaminaby School of Arts Timber W/brd Imitation Brick Clad - Iron R	\$1,471,000.00	25	2015	2018	5	8117953	47710	\$1,471,000.00	\$8,826.00	\$41,188.00	\$1,521,014.00	Buildings Specialised	1
BUILDINGS\BUILDINGS SPECIALISED\FIXTURES & FITTING	Adaminaby School of Arts Refurbishment	\$0.01	25	2015	2018	5	8117955	47712	\$0.01	\$0.00	\$0.00	\$0.01	Buildings Specialised	1
BUILDINGS\BUILDINGS SPECIALISED\BUILDING ARTWORKS	Painting Berridale Community Centre	\$0.01	25	2015	2018	5	8117960	47717	\$0.01	\$0.00	\$0.00	\$0.01	Buildings Specialised	1
BUILDINGS\BUILDINGS SPECIALISED\BUILDING COMPLETE	Hostel Hostel Extension	\$0.01	25	2015	2018	5	8117961	47718	\$0.01	\$0.00	\$0.00	\$0.01	Buildings Specialised	1
BUILDINGS\BUILDINGS SPECIALISED\BUILDING COMPLETE	Berridale Depot	\$0.01	25	2015	2018	5	8117962	47719	\$0.01	\$0.00	\$0.00	\$0.01	Buildings Specialised	1
BUILDINGS\BUILDINGS SPECIALISED\FIXTURES & FITTING	Adaminaby Community Hall Renovations - Adaminaby School of Arts	\$0.01	25	2015	2018	5	8117968	47725	\$0.01	\$0.00	\$0.00	\$0.01	Buildings Specialised	1
BUILDINGS\BUILDINGS SPECIALISED\BUILDING COMPLETE	Hostel Building Extension	\$0.01	25	2015	2018	5	8117969	47726	\$0.01	\$0.00	\$0.00	\$0.01	Buildings Specialised	1
BUILDINGS\BUILDINGS SPECIALISED\BUILDING COMPLETE	Jindabyne Holiday Park - 13 Cabins	\$325,000.00	25	2015	2018	5	8117974	47731	\$325,000.00	\$1,950.00	\$9,100.00	\$336,050.00	Buildings Specialised	1

Model Category	Asset Name	Renewal Cost	Risk	Expiry Year	Funded Year	Condition	JRAKM S ID	Client ID	Renewal Need	Maintenance Need	Operations Need	Total Need	Treatment	Dimension 1
BUILDINGS\BUILDINGS SPECIALISED\BUILDING COMPLETE	Jindabyne Holiday Park - 8 Cabin Vans	\$160,000.00	25	2015	2018	5	8117975	47732	\$160,000.00	\$960.00	\$4,480.00	\$165,440.00	Buildings Specialised	1
BUILDINGS\BUILDINGS SPECIALISED\BUILDING COMPLETE	Jindabyne Holiday Park - 8 Park Units	\$190,953.00	25	2015	2018	5	8117976	47733	\$190,953.00	\$1,145.72	\$5,346.68	\$197,445.40	Buildings Specialised	1
BUILDINGS\BUILDINGS SPECIALISED\BUILDING ROOF	Jindabyne Memorial Hall - Roof	\$153,450.00	25	2015	2018	5	8117977	47734	\$153,450.00	\$920.70	\$4,296.60	\$158,667.30	Buildings Specialised	1
BUILDINGS\BUILDINGS SPECIALISED\FIXTURES & FITTING	Jindabyne Memorial Hall - Floor Coverings	\$255,750.00	25	2015	2018	5	8117978	47735	\$255,750.00	\$1,534.50	\$7,161.00	\$264,445.50	Buildings Specialised	1
BUILDINGS\BUILDINGS SPECIALISED\FIXTURES & FITTING	JHP Vinyl Flooring Managers Residence	\$1,748.18	25	2015	2018	5	8117979	47736	\$1,748.18	\$10.49	\$48.95	\$1,807.62	Buildings Specialised	1
BUILDINGS\BUILDINGS SPECIALISED\FIXTURES & FITTING	Jindabyne Hall Stage Deck & Steps	\$32,277.06	25	2015	2018	5	8117980	47737	\$32,277.06	\$193.66	\$903.76	\$33,374.48	Buildings Specialised	1
BUILDINGS\BUILDINGS SPECIALISED\FIXTURES & FITTING	Jindabyne Hall Storeroom & Changeroom	\$9,530.51	25	2015	2018	5	8117981	47738	\$9,530.51	\$57.18	\$266.85	\$9,854.55	Buildings Specialised	1
BUILDINGS\BUILDINGS SPECIALISED\FIXTURES & FITTING	JHP Vinyl Flooring 8 Cabins	\$9,047.27	25	2015	2018	5	8117982	47739	\$9,047.27	\$54.28	\$253.32	\$9,354.88	Buildings Specialised	1
BUILDINGS\BUILDINGS SPECIALISED\FIXTURES & FITTING	Berridale Community Hall Refurbishment	\$67,383.89	25	2015	2018	5	8117984	47741	\$67,383.89	\$404.30	\$1,886.75	\$69,674.94	Buildings Specialised	1
BUILDINGS\BUILDINGS SPECIALISED\BUILDING COMPLETE	RFS Shed Berridale	\$143,000.00	25	2015	2018	5	8117989	47746	\$143,000.00	\$858.00	\$4,004.00	\$147,862.00	Buildings Specialised	1
BUILDINGS\FURNITURE & FITTINGS\FURNITURE	Presidential Gown and Chain	\$30.00	25	2017	2018	5	8118217	47975	\$30.00	\$0.18	\$0.84	\$31.02	Furniture & Fittings	1
BUILDINGS\FURNITURE & FITTINGS\FURNITURE	Screens - Acoustic	\$1,952.00	25	2015	2018	5	8118227	47985	\$1,952.00	\$11.71	\$54.66	\$2,018.37	Furniture & Fittings	1
BUILDINGS\FURNITURE & FITTINGS\ARTWORKS	Aerial Photographs of Each Town in Shire	\$2,058.00	25	2015	2018	5	8118229	47987	\$2,058.00	\$12.35	\$57.62	\$2,127.97	Furniture & Fittings	1
BUILDINGS\FURNITURE & FITTINGS\OFFICE EQUIPMENT	Microfilm Aperture Cards - DP&S Plans	\$5,787.20	25	2015	2018	5	8118233	47991	\$5,787.20	\$34.72	\$162.04	\$5,983.96	Furniture & Fittings	1
BUILDINGS\FURNITURE & FITTINGS\FURNITURE	Chairs - Model 602 & 603	\$2,746.00	25	2015	2018	5	8118234	47992	\$2,746.00	\$16.48	\$76.89	\$2,839.36	Furniture & Fittings	1
BUILDINGS\FURNITURE & FITTINGS\FIXTURES & FITTINGS	Carpets - Berridale Doctor's Surgery	\$1,450.00	25	2015	2018	5	8118235	47993	\$1,450.00	\$8.70	\$40.60	\$1,499.30	Furniture & Fittings	1
BUILDINGS\FURNITURE & FITTINGS\FURNITURE	Records Furniture (From Recon)	\$4,593.21	25	2015	2018	5	8118237	47995	\$4,593.21	\$27.56	\$128.61	\$4,749.38	Furniture & Fittings	1
BUILDINGS\FURNITURE & FITTINGS\FURNITURE	Administration Furniture (From Recon)	\$4,677.29	25	2015	2018	5	8118238	47996	\$4,677.29	\$28.06	\$130.96	\$4,836.32	Furniture & Fittings	1
BUILDINGS\FURNITURE & FITTINGS\FURNITURE	Operations Furniture (From Recon)	\$1,954.77	25	2015	2018	5	8118239	47997	\$1,954.77	\$11.73	\$54.73	\$2,021.23	Furniture & Fittings	1
BUILDINGS\FURNITURE & FITTINGS\FURNITURE	Workstation +MOB 4 Dwr Pedestal	\$994.44	25	2015	2018	5	8118241	47999	\$994.44	\$5.97	\$27.84	\$1,028.25	Furniture & Fittings	1
BUILDINGS\FURNITURE & FITTINGS\FURNITURE	Workstation +MOB 3 Dwr Pedestal	\$1,206.68	25	2015	2018	5	8118242	48000	\$1,206.68	\$7.24	\$33.79	\$1,247.71	Furniture & Fittings	1
BUILDINGS\FURNITURE & FITTINGS\FURNITURE	Steel Shelving - Compactus	\$1,840.09	25	2015	2018	5	8118243	48001	\$1,840.09	\$11.04	\$51.52	\$1,902.65	Furniture & Fittings	1
BUILDINGS\FURNITURE & FITTINGS\FURNITURE	Desks with Drawers and Filing Units	\$2,055.00	25	2015	2018	5	8118244	48002	\$2,055.00	\$12.33	\$57.54	\$2,124.87	Furniture & Fittings	1
BUILDINGS\FURNITURE & FITTINGS\FURNITURE	Workstation	\$1,370.00	25	2015	2018	5	8118245	48003	\$1,370.00	\$8.22	\$38.36	\$1,416.58	Furniture & Fittings	1
BUILDINGS\FURNITURE & FITTINGS\FURNITURE	Workstation	\$855.00	25	2015	2018	5	8118246	48004	\$855.00	\$5.13	\$23.94	\$884.07	Furniture & Fittings	1
BUILDINGS\FURNITURE & FITTINGS\ARTWORKS	Hostel - Art Works by Alan Grosvenor	\$2,000.00	25	2015	2018	5	8118247	48005	\$2,000.00	\$12.00	\$56.00	\$2,068.00	Furniture & Fittings	1
BUILDINGS\FURNITURE & FITTINGS\FURNITURE	Berridale Hall - Banks of Seats	\$1,500.00	25	2015	2018	5	8118248	48006	\$1,500.00	\$9.00	\$42.00	\$1,551.00	Furniture & Fittings	1
BUILDINGS\FURNITURE & FITTINGS\FURNITURE	Jindabyne Hall Contents	\$8,294.35	25	2015	2018	5	8118249	48007	\$8,294.35	\$49.77	\$232.24	\$8,576.36	Furniture & Fittings	1
BUILDINGS\FURNITURE & FITTINGS\FURNITURE	Adaminaby School of Arts - Laminated tables (10)	\$2,643.63	25	2015	2018	5	8118250	48008	\$2,643.63	\$15.86	\$74.02	\$2,733.51	Furniture & Fittings	1
BUILDINGS\FURNITURE & FITTINGS\FURNITURE	Jindabyne memorial Hall - 200 High Sided Chairs	\$9,764.02	25	2015	2018	5	8118251	48009	\$9,764.02	\$58.58	\$273.39	\$10,096.00	Furniture & Fittings	1

Model Category	Asset Name	Renewal Cost	Risk	Expiry Year	Funded Year	Condition	JRAKM S ID	Client ID	Renewal Need	Maintenance Need	Operations Need	Total Need	Treatment	Dimension 1
BUILDINGS\FURNITURE & FITTINGS\FURNITURE	Berridale Community Centre - Folding Tables	\$1,550.00	25	2015	2018	5	811825 2	4801 0	\$1,550.00	\$9.30	\$43.40	\$1,602.70	Furniture & Fittings	1
BUILDINGS\FURNITURE & FITTINGS\FURNITURE	Adaminaby School of Arts - 70 Stackable Chairs	\$3,295.50	25	2015	2018	5	811825 3	4801 1	\$3,295.50	\$19.77	\$92.27	\$3,407.55	Furniture & Fittings	1
BUILDINGS\FURNITURE & FITTINGS\FURNITURE	Workstations x 3 Grey Melamine	\$2,274.74	25	2015	2018	5	811825 4	4801 2	\$2,274.74	\$13.65	\$63.69	\$2,352.08	Furniture & Fittings	1
BUILDINGS\FURNITURE & FITTINGS\FURNITURE	Chairs - Office Chairs x 16 For Councillors	\$7,233.25	25	2015	2018	5	811825 5	4801 3	\$7,233.25	\$43.40	\$202.53	\$7,479.18	Furniture & Fittings	1
BUILDINGS\FURNITURE & FITTINGS\FIXTURES & FITTINGS	Stage Curtains Jindabyne Hall	\$5,867.48	25	2015	2018	5	811825 6	4801 4	\$5,867.48	\$35.20	\$164.29	\$6,066.97	Furniture & Fittings	1
BUILDINGS\FURNITURE & FITTINGS\FIXTURES & FITTINGS	Hostel - Gas Heater	\$3,732.44	25	2015	2018	5	811825 7	4801 5	\$3,732.44	\$22.39	\$104.51	\$3,859.34	Furniture & Fittings	1
BUILDINGS\FURNITURE & FITTINGS\FIXTURES & FITTINGS	Curtain - Venitian Blind	\$1,797.80	25	2015	2018	5	811825 8	4801 6	\$1,797.80	\$10.79	\$50.34	\$1,858.93	Furniture & Fittings	1
BUILDINGS\FURNITURE & FITTINGS\FIXTURES & FITTINGS	Razorback Carpet Shop 3	\$1,640.91	25	2015	2018	5	811825 9	4801 7	\$1,640.91	\$9.85	\$45.95	\$1,696.70	Furniture & Fittings	1
BUILDINGS\FURNITURE & FITTINGS\FIXTURES & FITTINGS	Razorback Carpet Shop 4	\$1,390.91	25	2015	2018	5	811826 2	4802 0	\$1,390.91	\$8.35	\$38.95	\$1,438.20	Furniture & Fittings	1
BUILDINGS\FURNITURE & FITTINGS\FURNITURE	Office Chairs	\$3,201.00	25	2015	2018	5	811826 3	4802 1	\$3,201.00	\$19.21	\$89.63	\$3,309.83	Furniture & Fittings	1
BUILDINGS\FURNITURE & FITTINGS\FURNITURE	Lockable Steel Cabinets	\$1,436.36	25	2015	2018	5	811826 4	4802 2	\$1,436.36	\$8.62	\$40.22	\$1,485.20	Furniture & Fittings	1
BUILDINGS\FURNITURE & FITTINGS\FURNITURE	Furniture Package 1/5 Kunarma Close	\$2,265.40	25	2015	2018	5	811827 4	4803 2	\$2,265.40	\$13.59	\$63.43	\$2,342.42	Furniture & Fittings	1
BUILDINGS\FURNITURE & FITTINGS\FIXTURES & FITTINGS	Oven Jindabyne Oval	\$2,100.00	25	2015	2018	5	811827 7	4803 5	\$2,100.00	\$12.60	\$58.80	\$2,171.40	Furniture & Fittings	1
BUILDINGS\FURNITURE & FITTINGS\FIXTURES & FITTINGS	Carrier Xpower Gold Hi-wall Heater	\$9,854.55	25	2015	2018	5	811827 9	4803 7	\$9,854.55	\$59.13	\$275.93	\$10,189.60	Furniture & Fittings	1
BUILDINGS\FURNITURE & FITTINGS\FIXTURES & FITTINGS	21 Bosch Hot Water Heaters	\$49,635.00	25	2015	2018	5	811828 2	4804 0	\$49,635.00	\$297.81	\$1,389.78	\$51,322.59	Furniture & Fittings	1
BUILDINGS\FURNITURE & FITTINGS\FIXTURES & FITTINGS	Jindabyne Hall Folding Doors	\$2,072.00	25	2015	2018	5	811829 4	4805 2	\$2,072.00	\$12.43	\$58.02	\$2,142.45	Furniture & Fittings	1
BUILDINGS\FURNITURE & FITTINGS\FIXTURES & FITTINGS	Blinds Curtains Cabins 22,23,24,25	\$5,936.36	25	2015	2018	5	811829 6	4805 4	\$5,936.36	\$35.62	\$166.22	\$6,138.20	Furniture & Fittings	1
BUILDINGS\FURNITURE & FITTINGS\FIXTURES & FITTINGS	Rolafire Razorback Shop 3	\$6,237.00	20	2015	2018	4	811826 0	4801 8	\$6,237.00	\$37.42	\$174.64	\$6,449.06	Furniture & Fittings	1
BUILDINGS\FURNITURE & FITTINGS\FURNITURE	Office Workstations	\$16,027.00	20	2015	2018	4	811826 1	4801 9	\$16,027.00	\$96.16	\$448.76	\$16,571.92	Furniture & Fittings	1
BUILDINGS\BUILDINGS NON-SPECIALISED\BUILDING ROOF	Roof	\$155,500.00	20	2020	2018	5	810246 7	2949 5	\$155,500.00	\$933.00	\$4,354.00	\$160,787.00	Buildings Non-Specialised	1
BUILDINGS\BUILDINGS NON-SPECIALISED\BUILDING OTHER	Services	\$200,700.00	20	2019	2018	5	810246 8	2949 6	\$200,700.00	\$1,204.20	\$5,619.60	\$207,523.80	Buildings Non-Specialised	1
BUILDINGS\BUILDINGS NON-SPECIALISED\BUILDING FINIS	Finishes	\$15,677.24	20	2019	2018	5	810247 4	2950 2	\$15,677.24	\$94.06	\$438.96	\$16,210.77	Buildings Non-Specialised	1
BUILDINGS\BUILDINGS NON-SPECIALISED\BUILDING ROOF	Roof	\$12,567.95	20	2019	2018	5	810247 6	2950 4	\$12,567.95	\$75.41	\$351.90	\$12,995.26	Buildings Non-Specialised	1
BUILDINGS\BUILDINGS NON-SPECIALISED\BUILDING ROOF	Roof	\$11,400.00	20	2019	2018	5	810247 7	2950 5	\$11,400.00	\$68.40	\$319.20	\$11,787.60	Buildings Non-Specialised	1
BUILDINGS\BUILDINGS NON-SPECIALISED\BUILDING OTHER	Services	\$26,059.78	20	2019	2018	5	810247 9	2950 7	\$26,059.78	\$156.36	\$729.67	\$26,945.81	Buildings Non-Specialised	1
BUILDINGS\BUILDINGS NON-SPECIALISED\BUILDING FINIS	Finishes	\$11,400.00	20	2019	2018	5	810248 6	2951 5	\$11,400.00	\$68.40	\$319.20	\$11,787.60	Buildings Non-Specialised	1
BUILDINGS\BUILDINGS NON-SPECIALISED\BUILDING ROOF	Roof	\$11,400.00	20	2019	2018	5	810248 7	2951 7	\$11,400.00	\$68.40	\$319.20	\$11,787.60	Buildings Non-Specialised	1
BUILDINGS\BUILDINGS NON-SPECIALISED\BUILDING OTHER	Services	\$34,100.00	20	2019	2018	5	810249 0	2952 0	\$34,100.00	\$204.60	\$954.80	\$35,259.40	Buildings Non-Specialised	1
BUILDINGS\BUILDINGS NON-SPECIALISED\BUILDING OTHER	Services	\$11,400.00	20	2022	2018	5	810249 1	2952 1	\$11,400.00	\$68.40	\$319.20	\$11,787.60	Buildings Non-Specialised	1
BUILDINGS\BUILDINGS NON-SPECIALISED\BUILDING OTHER	Services	\$22,700.00	20	2020	2018	5	810249 2	2952 2	\$22,700.00	\$136.20	\$635.60	\$23,471.80	Buildings Non-Specialised	1

Model Category	Asset Name	Renewal Cost	Risk	Expiry Year	Funded Year	Condition	JRAKM S ID	Client ID	Renewal Need	Maintenance Need	Operations Need	Total Need	Treatment	Dimension 1
BUILDINGS\BUILDINGS NON-SPECIALISED\BUILDING SITEW	Siteworks	\$2,300.00	20	2019	2018	5	8102493	29523	\$2,300.00	\$13.80	\$64.40	\$2,378.20	Buildings Non-Specialised	1
BUILDINGS\BUILDINGS NON-SPECIALISED\BUILDING SITEW	Siteworks	\$1,100.00	20	2022	2018	5	8102494	29524	\$1,100.00	\$6.60	\$30.80	\$1,137.40	Buildings Non-Specialised	1
BUILDINGS\BUILDINGS NON-SPECIALISED\BUILDING SITEW	Siteworks	\$1,100.00	20	2022	2018	5	8102495	29525	\$1,100.00	\$6.60	\$30.80	\$1,137.40	Buildings Non-Specialised	1
BUILDINGS\BUILDINGS NON-SPECIALISED\BUILDING SUBST	Substructure	\$11,400.00	20	2026	2018	5	8102499	29530	\$11,400.00	\$68.40	\$319.20	\$11,787.60	Buildings Non-Specialised	1
BUILDINGS\BUILDINGS NON-SPECIALISED\BUILDING SUPER	Superstructure	\$45,400.00	20	2026	2018	5	8102502	29533	\$45,400.00	\$272.40	\$1,271.20	\$46,943.60	Buildings Non-Specialised	1
BUILDINGS\BUILDINGS NON-SPECIALISED\BUILDING FLOOR	Floor Coverings	\$2,000.00	20	2018	2018	5	8102507	29539	\$2,000.00	\$12.00	\$56.00	\$2,068.00	Buildings Non-Specialised	1
BUILDINGS\BUILDINGS NON-SPECIALISED\BUILDING OTHER	Services	\$11,400.00	20	2021	2018	5	8102512	29544	\$11,400.00	\$68.40	\$319.20	\$11,787.60	Buildings Non-Specialised	1
BUILDINGS\BUILDINGS NON-SPECIALISED\BUILDING SITEW	Siteworks	\$1,100.00	20	2021	2018	5	8102514	29546	\$1,100.00	\$6.60	\$30.80	\$1,137.40	Buildings Non-Specialised	1
BUILDINGS\BUILDINGS NON-SPECIALISED\BUILDING FINIS	Finishes	\$63,100.00	20	2020	2018	5	8102534	29566	\$63,100.00	\$378.60	\$1,766.80	\$65,245.40	Buildings Non-Specialised	1
BUILDINGS\BUILDINGS NON-SPECIALISED\BUILDING FINIS	Finishes	\$322,786.63	20	2019	2018	5	8102536	29568	\$322,786.63	\$1,936.72	\$9,038.03	\$333,761.38	Buildings Non-Specialised	1
BUILDINGS\BUILDINGS NON-SPECIALISED\BUILDING FINIS	Finishes	\$833,096.54	20	2020	2018	5	8102538	29570	\$833,096.54	\$4,998.58	\$23,326.70	\$861,421.82	Buildings Non-Specialised	1
BUILDINGS\BUILDINGS NON-SPECIALISED\BUILDING FITTI	Fittings	\$71,355.16	20	2019	2018	5	8102545	29577	\$71,355.16	\$428.13	\$1,997.94	\$73,781.24	Buildings Non-Specialised	1
BUILDINGS\BUILDINGS NON-SPECIALISED\BUILDING FITTI	Fittings	\$56,800.00	20	2019	2018	5	8102546	29578	\$56,800.00	\$340.80	\$1,590.40	\$58,731.20	Buildings Non-Specialised	1
BUILDINGS\BUILDINGS NON-SPECIALISED\BUILDING FITTI	Fittings	\$237,540.19	20	2019	2018	5	8102550	29582	\$237,540.19	\$1,425.24	\$6,651.13	\$245,616.56	Buildings Non-Specialised	1
BUILDINGS\BUILDINGS NON-SPECIALISED\BUILDING ROOF	Roof	\$68,100.00	20	2018	2018	5	8102565	29597	\$68,100.00	\$408.60	\$1,906.80	\$70,415.40	Buildings Non-Specialised	1
BUILDINGS\BUILDINGS NON-SPECIALISED\BUILDING ROOF	Roof	\$408,800.00	20	2019	2018	5	8102569	29602	\$408,800.00	\$2,452.80	\$11,446.40	\$422,699.20	Buildings Non-Specialised	1
BUILDINGS\BUILDINGS NON-SPECIALISED\BUILDING OTHER	Services	\$295,600.00	20	2021	2018	5	8102575	29608	\$295,600.00	\$1,773.60	\$8,276.80	\$305,650.40	Buildings Non-Specialised	1
BUILDINGS\BUILDINGS NON-SPECIALISED\BUILDING OTHER	Services	\$79,500.00	20	2020	2018	5	8102578	29611	\$79,500.00	\$477.00	\$2,226.00	\$82,203.00	Buildings Non-Specialised	1
BUILDINGS\BUILDINGS NON-SPECIALISED\BUILDING OTHER	Services	\$2,673,344.18	20	2022	2018	5	8102579	29612	\$2,673,344.18	\$16,040.07	\$74,853.64	\$2,764,237.88	Buildings Non-Specialised	1
BUILDINGS\BUILDINGS NON-SPECIALISED\BUILDING SITEW	Siteworks	\$22,700.00	20	2020	2018	5	8102582	29615	\$22,700.00	\$136.20	\$635.60	\$23,471.80	Buildings Non-Specialised	1
BUILDINGS\BUILDINGS NON-SPECIALISED\BUILDING SITEW	Siteworks	\$4,500.00	20	2019	2018	5	8102585	29618	\$4,500.00	\$27.00	\$126.00	\$4,653.00	Buildings Non-Specialised	1
BUILDINGS\BUILDINGS NON-SPECIALISED\BUILDING STRUC	Structure	\$148,500.00	20	2024	2018	5	8102598	29632	\$148,500.00	\$891.00	\$4,158.00	\$153,549.00	Buildings Non-Specialised	1
BUILDINGS\BUILDINGS SPECIALISED\BUILDING ELECTRICA	Electrical	\$3,000.00	20	2018	2018	5	8102667	29704	\$3,000.00	\$18.00	\$84.00	\$3,102.00	Buildings Specialised	1
BUILDINGS\BUILDINGS SPECIALISED\BUILDING FLOOR	Floor Coverings	\$5,800.00	20	2018	2018	5	8102669	29707	\$5,800.00	\$34.80	\$162.40	\$5,997.20	Buildings Specialised	1
BUILDINGS\BUILDINGS SPECIALISED\BUILDING PLUMBING	Plumbing	\$8,800.00	20	2020	2018	5	8102671	29710	\$8,800.00	\$52.80	\$246.40	\$9,099.20	Buildings Specialised	1
BUILDINGS\BUILDINGS SPECIALISED\BUILDING ELECTRICA	Electrical	\$1,500.00	20	2019	2018	5	8102687	29729	\$1,500.00	\$9.00	\$42.00	\$1,551.00	Buildings Specialised	1
BUILDINGS\BUILDINGS SPECIALISED\BUILDING ELECTRICA	Electrical	\$1,700.00	20	2019	2018	5	8102688	29730	\$1,700.00	\$10.20	\$47.60	\$1,757.80	Buildings Specialised	1
BUILDINGS\BUILDINGS SPECIALISED\BUILDING ELECTRICA	Electrical	\$5,300.00	20	2019	2018	5	8102689	29731	\$5,300.00	\$31.80	\$148.40	\$5,480.20	Buildings Specialised	1
BUILDINGS\BUILDINGS SPECIALISED\BUILDING ELECTRICA	Electrical	\$1,400.00	20	2019	2018	5	8102693	29735	\$1,400.00	\$8.40	\$39.20	\$1,447.60	Buildings Specialised	1
BUILDINGS\BUILDINGS SPECIALISED\BUILDING ELECTRICA	Electrical	\$4,400.00	20	2019	2018	5	8102694	29736	\$4,400.00	\$26.40	\$123.20	\$4,549.60	Buildings Specialised	1

Model Category	Asset Name	Renewal Cost	Risk	Expiry Year	Funded Year	Condition	JRAKM S ID	Client ID	Renewal Need	Maintenance Need	Operations Need	Total Need	Treatment	Dimension 1
BUILDINGS\BUILDINGS SPECIALISED\BUILDING ELECTRICA	Electrical	\$24,200.00	20	2019	2018	5	8102695	29737	\$24,200.00	\$145.20	\$677.60	\$25,022.80	Buildings Specialised	1
BUILDINGS\BUILDINGS SPECIALISED\BUILDING ELECTRICA	Electrical	\$12,400.00	20	2019	2018	5	8102696	29738	\$12,400.00	\$74.40	\$347.20	\$12,821.60	Buildings Specialised	1
BUILDINGS\BUILDINGS SPECIALISED\BUILDING ELECTRICA	Electrical	\$8,900.00	20	2019	2018	5	8102698	29740	\$8,900.00	\$53.40	\$249.20	\$9,202.60	Buildings Specialised	1
BUILDINGS\BUILDINGS SPECIALISED\BUILDING ELECTRICA	Electrical	\$2,200.00	20	2019	2018	5	8102699	29741	\$2,200.00	\$13.20	\$61.60	\$2,274.80	Buildings Specialised	1
BUILDINGS\BUILDINGS SPECIALISED\BUILDING ELECTRICA	Electrical	\$4,500.00	20	2019	2018	5	8102700	29742	\$4,500.00	\$27.00	\$126.00	\$4,653.00	Buildings Specialised	1
BUILDINGS\BUILDINGS SPECIALISED\BUILDING ELECTRICA	Electrical	\$2,300.00	20	2019	2018	5	8102704	29746	\$2,300.00	\$13.80	\$64.40	\$2,378.20	Buildings Specialised	1
BUILDINGS\BUILDINGS SPECIALISED\BUILDING ELECTRICA	Electrical	\$600.00	20	2019	2018	5	8102706	29748	\$600.00	\$3.60	\$16.80	\$620.40	Buildings Specialised	1
BUILDINGS\BUILDINGS SPECIALISED\BUILDING ELECTRICA	Electrical	\$5,100.00	20	2019	2018	5	8102707	29749	\$5,100.00	\$30.60	\$142.80	\$5,273.40	Buildings Specialised	1
BUILDINGS\BUILDINGS SPECIALISED\BUILDING ELECTRICA	Electrical	\$8,600.00	20	2019	2018	5	8102708	29750	\$8,600.00	\$51.60	\$240.80	\$8,892.40	Buildings Specialised	1
BUILDINGS\BUILDINGS SPECIALISED\BUILDING MECHANICA	Mechanical Services	\$600.00	20	2019	2018	5	8102758	29802	\$600.00	\$3.60	\$16.80	\$620.40	Buildings Specialised	1
BUILDINGS\BUILDINGS SPECIALISED\BUILDING MECHANICA	Mechanical Services	\$17,500.00	20	2019	2018	5	8102760	29804	\$17,500.00	\$105.00	\$490.00	\$18,095.00	Buildings Specialised	1
BUILDINGS\BUILDINGS SPECIALISED\BUILDING PLUMBING	Plumbing	\$18,200.00	20	2020	2018	5	8102763	29808	\$18,200.00	\$109.20	\$509.60	\$18,818.80	Buildings Specialised	1
BUILDINGS\BUILDINGS SPECIALISED\BUILDING PLUMBING	Plumbing	\$57,000.00	20	2020	2018	5	8102767	29812	\$57,000.00	\$342.00	\$1,596.00	\$58,938.00	Buildings Specialised	1
BUILDINGS\BUILDINGS SPECIALISED\BUILDING PLUMBING	Plumbing	\$97,400.00	20	2021	2018	5	8102770	29815	\$97,400.00	\$584.40	\$2,727.20	\$100,711.60	Buildings Specialised	1
BUILDINGS\BUILDINGS SPECIALISED\BUILDING PLUMBING	Plumbing	\$17,100.00	20	2020	2018	5	8102772	29817	\$17,100.00	\$102.60	\$478.80	\$17,681.40	Buildings Specialised	1
BUILDINGS\BUILDINGS SPECIALISED\BUILDING PLUMBING	Plumbing	\$22,000.00	20	2019	2018	5	8102783	29828	\$22,000.00	\$132.00	\$616.00	\$22,748.00	Buildings Specialised	1
BUILDINGS\BUILDINGS SPECIALISED\BUILDING PLUMBING	Plumbing Old	\$700.00	20	2020	2018	5	8102786	29831	\$700.00	\$4.20	\$19.60	\$723.80	Buildings Specialised	1
BUILDINGS\BUILDINGS SPECIALISED\BUILDING ROOF	Roof	\$4,200.00	20	2019	2018	5	8102787	29832	\$4,200.00	\$25.20	\$117.60	\$4,342.80	Buildings Specialised	1
BUILDINGS\BUILDINGS SPECIALISED\BUILDING ROOF	Roof	\$2,500.00	20	2019	2018	5	8102788	29833	\$2,500.00	\$15.00	\$70.00	\$2,585.00	Buildings Specialised	1
BUILDINGS\BUILDINGS SPECIALISED\BUILDING ROOF	Roof	\$3,200.00	20	2019	2018	5	8102789	29834	\$3,200.00	\$19.20	\$89.60	\$3,308.80	Buildings Specialised	1
BUILDINGS\BUILDINGS SPECIALISED\BUILDING ROOF	Roof	\$34,300.00	20	2019	2018	5	8102792	29837	\$34,300.00	\$205.80	\$960.40	\$35,466.20	Buildings Specialised	1
BUILDINGS\BUILDINGS SPECIALISED\BUILDING ROOF	Roof	\$3,900.00	20	2019	2018	5	8102794	29839	\$3,900.00	\$23.40	\$109.20	\$4,032.60	Buildings Specialised	1
BUILDINGS\BUILDINGS SPECIALISED\BUILDING ROOF	Roof	\$12,600.00	20	2019	2018	5	8102796	29841	\$12,600.00	\$75.60	\$352.80	\$13,028.40	Buildings Specialised	1
BUILDINGS\BUILDINGS SPECIALISED\BUILDING ROOF	Roof	\$6,300.00	20	2019	2018	5	8102798	29843	\$6,300.00	\$37.80	\$176.40	\$6,514.20	Buildings Specialised	1
BUILDINGS\BUILDINGS SPECIALISED\BUILDING ROOF	Roof	\$40,400.00	20	2019	2018	5	8102799	29844	\$40,400.00	\$242.40	\$1,131.20	\$41,773.60	Buildings Specialised	1
BUILDINGS\BUILDINGS SPECIALISED\BUILDING ROOF	Roof	\$2,800.00	20	2019	2018	5	8102802	29847	\$2,800.00	\$16.80	\$78.40	\$2,895.20	Buildings Specialised	1
BUILDINGS\BUILDINGS SPECIALISED\BUILDING ROOF	Roof	\$6,800.00	20	2019	2018	5	8102806	29851	\$6,800.00	\$40.80	\$190.40	\$7,031.20	Buildings Specialised	1
BUILDINGS\BUILDINGS SPECIALISED\BUILDING ROOF	Roof	\$56,400.00	20	2020	2018	5	8102808	29853	\$56,400.00	\$338.40	\$1,579.20	\$58,317.60	Buildings Specialised	1
BUILDINGS\BUILDINGS SPECIALISED\BUILDING ROOF	Roof	\$8,300.00	20	2019	2018	5	8102809	29854	\$8,300.00	\$49.80	\$232.40	\$8,582.20	Buildings Specialised	1
BUILDINGS\BUILDINGS SPECIALISED\BUILDING ROOF	Roof	\$6,400.00	20	2019	2018	5	8102811	29856	\$6,400.00	\$38.40	\$179.20	\$6,617.60	Buildings Specialised	1

Model Category	Asset Name	Renewal Cost	Risk	Expiry Year	Funded Year	Condition	JRAKM S ID	Client ID	Renewal Need	Maintenance Need	Operations Need	Total Need	Treatment	Dimension 1
BUILDINGS\BUILDINGS SPECIALISED\BUILDING ROOF	Roof	\$13,800.00	20	2019	2018	5	8102815	29860	\$13,800.00	\$82.80	\$386.40	\$14,269.20	Buildings Specialised	1
BUILDINGS\BUILDINGS SPECIALISED\BUILDING ROOF	Roof	\$286,600.00	20	2019	2018	5	8102818	29863	\$286,600.00	\$1,719.60	\$8,024.80	\$296,344.40	Buildings Specialised	1
BUILDINGS\BUILDINGS SPECIALISED\BUILDING STRUCTURE	Structure	\$9,700.00	20	2021	2018	5	8102828	29875	\$9,700.00	\$58.20	\$271.60	\$10,029.80	Buildings Specialised	1
BUILDINGS\BUILDINGS SPECIALISED\BUILDING STRUCTURE	Structure	\$7,200.00	20	2021	2018	5	8102850	29897	\$7,200.00	\$43.20	\$201.60	\$7,444.80	Buildings Specialised	1
BUILDINGS\BUILDINGS SPECIALISED\BUILDING STRUCTURE	Structure	\$6,900.00	20	2021	2018	5	8102856	29903	\$6,900.00	\$41.40	\$193.20	\$7,134.60	Buildings Specialised	1
BUILDINGS\BUILDINGS SPECIALISED\BUILDING STRUCTURE	Structure	\$59,300.00	20	2021	2018	5	8102857	29904	\$59,300.00	\$355.80	\$1,660.40	\$61,316.20	Buildings Specialised	1
BUILDINGS\BUILDINGS SPECIALISED\BUILDING ELECTRICA	Electrical	\$3,600.00	20	2019	2018	5	8102869	29916	\$3,600.00	\$21.60	\$100.80	\$3,722.40	Buildings Specialised	1
BUILDINGS\BUILDINGS SPECIALISED\BUILDING PLUMBING	Plumbing	\$300.00	20	2020	2018	5	8102884	29931	\$300.00	\$1.80	\$8.40	\$310.20	Buildings Specialised	1
BUILDINGS\BUILDINGS SPECIALISED\BUILDING ROOF	Roof	\$1,500.00	20	2019	2018	5	8102889	29936	\$1,500.00	\$9.00	\$42.00	\$1,551.00	Buildings Specialised	1
BUILDINGS\BUILDINGS SPECIALISED\BUILDING ELECTRICA	Electrical	\$400.00	20	2019	2018	5	8102899	29946	\$400.00	\$2.40	\$11.20	\$413.60	Buildings Specialised	1
BUILDINGS\BUILDINGS SPECIALISED\BUILDING ROOF	Roof	\$1,100.00	20	2019	2018	5	8102900	29947	\$1,100.00	\$6.60	\$30.80	\$1,137.40	Buildings Specialised	1
BUILDINGS\BUILDINGS SPECIALISED\BUILDING FLOOR	Floor Coverings	\$1,600.00	20	2018	2018	5	8102918	29969	\$1,600.00	\$9.60	\$44.80	\$1,654.40	Buildings Specialised	1
BUILDINGS\BUILDINGS SPECIALISED\BUILDING FLOOR	Floor Coverings	\$1,400.00	20	2018	2018	5	8102920	29971	\$1,400.00	\$8.40	\$39.20	\$1,447.60	Buildings Specialised	1
BUILDINGS\BUILDINGS SPECIALISED\BUILDING FLOOR	Floor Coverings	\$1,200.00	20	2018	2018	5	8102921	29972	\$1,200.00	\$7.20	\$33.60	\$1,240.80	Buildings Specialised	1
BUILDINGS\BUILDINGS SPECIALISED\BUILDING STRUCTURE	Structure	\$3,600.00	20	2021	2018	5	8102944	30001	\$3,600.00	\$21.60	\$100.80	\$3,722.40	Buildings Specialised	1
BUILDINGS\BUILDINGS SPECIALISED\BUILDING ROOF	Roof	\$7,800.00	20	2019	2018	5	8102954	30014	\$7,800.00	\$46.80	\$218.40	\$8,065.20	Buildings Specialised	1
BUILDINGS\BUILDINGS SPECIALISED\BUILDING STRUCTURE	Structure	\$15,300.00	20	2021	2018	5	8102955	30015	\$15,300.00	\$91.80	\$428.40	\$15,820.20	Buildings Specialised	1
BUILDINGS\BUILDINGS SPECIALISED\BUILDING ELECTRICA	Electrical	\$600.00	20	2019	2018	5	8102956	30016	\$600.00	\$3.60	\$16.80	\$620.40	Buildings Specialised	1
BUILDINGS\BUILDINGS SPECIALISED\BUILDING ELECTRICA	Electrical	\$10,000.00	20	2019	2018	5	8102957	30017	\$10,000.00	\$60.00	\$280.00	\$10,340.00	Buildings Specialised	1
BUILDINGS\BUILDINGS SPECIALISED\BUILDING ELECTRICA	Electrical	\$6,600.00	20	2019	2018	5	8102958	30018	\$6,600.00	\$39.60	\$184.80	\$6,824.40	Buildings Specialised	1
BUILDINGS\BUILDINGS SPECIALISED\BUILDING ELECTRICA	Electrical	\$9,000.00	20	2019	2018	5	8102959	30019	\$9,000.00	\$54.00	\$252.00	\$9,306.00	Buildings Specialised	1
BUILDINGS\BUILDINGS SPECIALISED\BUILDING FIRE SERV	Fire Services	\$1,300.00	20	2019	2018	5	8102962	30022	\$1,300.00	\$7.80	\$36.40	\$1,344.20	Buildings Specialised	1
BUILDINGS\BUILDINGS SPECIALISED\BUILDING ROOF	Roof	\$1,500.00	20	2019	2018	5	8102969	30029	\$1,500.00	\$9.00	\$42.00	\$1,551.00	Buildings Specialised	1
BUILDINGS\BUILDINGS SPECIALISED\BUILDING ELECTRICA	Electrical	\$18,000.00	20	2020	2018	5	8102983	30043	\$18,000.00	\$108.00	\$504.00	\$18,612.00	Buildings Specialised	1
BUILDINGS\BUILDINGS SPECIALISED\BUILDING ELECTRICA	Electrical	\$24,100.00	20	2018	2018	5	8102984	30044	\$24,100.00	\$144.60	\$674.80	\$24,919.40	Buildings Specialised	1
BUILDINGS\BUILDINGS SPECIALISED\BUILDING ELECTRICA	Electrical	\$9,700.00	20	2018	2018	5	8102985	30045	\$9,700.00	\$58.20	\$271.60	\$10,029.80	Buildings Specialised	1
BUILDINGS\BUILDINGS SPECIALISED\BUILDING ELECTRICA	Electrical	\$37,300.00	20	2019	2018	5	8102987	30047	\$37,300.00	\$223.80	\$1,044.40	\$38,568.20	Buildings Specialised	1
BUILDINGS\BUILDINGS SPECIALISED\BUILDING ELECTRICA	Electrical	\$8,100.00	20	2019	2018	5	8102988	30048	\$8,100.00	\$48.60	\$226.80	\$8,375.40	Buildings Specialised	1
BUILDINGS\BUILDINGS SPECIALISED\BUILDING ROOF	Roof	\$49,600.00	20	2019	2018	5	8103007	30068	\$49,600.00	\$297.60	\$1,388.80	\$51,286.40	Buildings Specialised	1
BUILDINGS\BUILDINGS SPECIALISED\BUILDING ROOF	Roof	\$26,900.00	20	2018	2018	5	8103009	30070	\$26,900.00	\$161.40	\$753.20	\$27,814.60	Buildings Specialised	1



Model Category	Asset Name	Renewal Cost	Risk	Expiry Year	Funded Year	Condition	JRAKM S ID	Client ID	Renewal Need	Maintenance Need	Operations Need	Total Need	Treatment	Dimension 1
BUILDINGS\BUILDINGS SPECIALISED\BUILDING ROOF	Roof	\$22,400.00	20	2019	2018	5	8103013	30074	\$22,400.00	\$134.40	\$627.20	\$23,161.60	Buildings Specialised	1
BUILDINGS\BUILDINGS NON-SPECIALISED\BUILDING COMPL	Doctors Surgery - Adaminaby	\$112,000.00	20	2035	2018	5	8117900	47657	\$112,000.00	\$672.00	\$3,136.00	\$115,808.00	Buildings Non-Specialised	1
BUILDINGS\FURNITURE & FITTINGS\FURNITURE	Compactus Unit	\$2,445.54	20	2019	2018	5	8118215	47973	\$2,445.54	\$14.67	\$68.48	\$2,528.69	Furniture & Fittings	1
BUILDINGS\FURNITURE & FITTINGS\FURNITURE	Iron Safe - John Sands	\$30.00	20	2021	2018	5	8118218	47976	\$30.00	\$0.18	\$0.84	\$31.02	Furniture & Fittings	1
BUILDINGS\FURNITURE & FITTINGS\FURNITURE	Data Security Cabinet - Chubb	\$3,967.00	20	2021	2018	5	8118219	47977	\$3,967.00	\$23.80	\$111.08	\$4,101.88	Furniture & Fittings	1
BUILDINGS\FURNITURE & FITTINGS\FURNITURE	Desk and Credenza	\$1,853.88	20	2023	2018	5	8118221	47979	\$1,853.88	\$11.12	\$51.91	\$1,916.91	Furniture & Fittings	1
BUILDINGS\FURNITURE & FITTINGS\FURNITURE	Office Partitions	\$4,728.45	20	2023	2018	5	8118222	47980	\$4,728.45	\$28.37	\$132.40	\$4,889.22	Furniture & Fittings	1
BUILDINGS\FURNITURE & FITTINGS\FURNITURE	Desk and Return	\$1,040.00	20	2026	2018	5	8118223	47981	\$1,040.00	\$6.24	\$29.12	\$1,075.36	Furniture & Fittings	1
BUILDINGS\FURNITURE & FITTINGS\FURNITURE	Tables	\$2,650.00	20	2027	2018	5	8118224	47982	\$2,650.00	\$15.90	\$74.20	\$2,740.10	Furniture & Fittings	1
BUILDINGS\FURNITURE & FITTINGS\FIXTURES & FITTINGS	Glass partitioning - Berridale Office	\$1,350.00	20	2016	2018	5	8118265	48023	\$1,350.00	\$8.10	\$37.80	\$1,395.90	Furniture & Fittings	1
BUILDINGS\FURNITURE & FITTINGS\FIXTURES & FITTINGS	Concertina Doors - Adaminaby School of Arts	\$3,354.55	20	2016	2018	5	8118266	48024	\$3,354.55	\$20.13	\$93.93	\$3,468.60	Furniture & Fittings	1
BUILDINGS\FURNITURE & FITTINGS\FIXTURES & FITTINGS	Air Conditioning System Hostel	\$4,272.73	20	2016	2018	5	8118271	48029	\$4,272.73	\$25.64	\$119.64	\$4,418.00	Furniture & Fittings	1
BUILDINGS\FURNITURE & FITTINGS\FIXTURES & FITTINGS	Curtains & Blinds Baanya Hall	\$1,420.00	20	2017	2018	5	8118275	48033	\$1,420.00	\$8.52	\$39.76	\$1,468.28	Furniture & Fittings	1
BUILDINGS\FURNITURE & FITTINGS\FURNITURE	Stradbroke Double Bedspeads (13) JHP	\$2,033.00	20	2017	2018	5	8118276	48034	\$2,033.00	\$12.20	\$56.92	\$2,102.12	Furniture & Fittings	1
BUILDINGS\FURNITURE & FITTINGS\FIXTURES & FITTINGS	Fan Forced Oven Denison St Adaminaby	\$1,180.00	16	2017	2018	4	8118287	48045	\$1,180.00	\$7.08	\$33.04	\$1,220.12	Furniture & Fittings	1
OTHER STRUCTURES\OPEN SPACES\PUBLIC ART	Monument 01 - Centenary Federation	\$46,294.10	16	2018	2018	4	8106092	33214	\$46,294.10	\$277.76	\$1,296.23	\$47,868.10	Infrastructure: Other Structures	1
OTHER STRUCTURES\OPEN SPACES\PUBLIC ART	Monument 01 - Man from Snowy River	\$40,520.00	16	2018	2018	4	8106095	33217	\$40,520.00	\$243.12	\$1,134.56	\$41,897.68	Infrastructure: Other Structures	1
OTHER STRUCTURES\OPEN SPACES\PUBLIC ART	Monument 01 - Opening	\$1,013.00	16	2018	2018	4	8106096	33218	\$1,013.00	\$6.08	\$28.36	\$1,047.44	Infrastructure: Other Structures	1
OTHER STRUCTURES\OPEN SPACES\PUBLIC ART	Monument 02 - Rock Unveil	\$2,532.50	16	2018	2018	4	8106102	33224	\$2,532.50	\$15.20	\$70.91	\$2,618.61	Infrastructure: Other Structures	1
OTHER STRUCTURES\OPEN SPACES\PUBLIC ART	Monument 04 - Snowy Hydro	\$20,260.00	16	2018	2018	4	8106113	33236	\$20,260.00	\$121.56	\$567.28	\$20,948.84	Infrastructure: Other Structures	1
OTHER STRUCTURES\OPEN SPACES\PUBLIC ART	Monument 05 - Town Pump	\$1,013.00	16	2018	2018	4	8106116	33239	\$1,013.00	\$6.08	\$28.36	\$1,047.44	Infrastructure: Other Structures	1
OTHER STRUCTURES\OPEN SPACES\PUBLIC ART	Monument 07 - Cooma Monaro Sub Branch	\$8,104.00	16	2018	2018	4	8106118	33241	\$8,104.00	\$48.62	\$226.91	\$8,379.54	Infrastructure: Other Structures	1
OTHER STRUCTURES\OPEN SPACES\PUBLIC ART	Monument 08 - Australia Air Ace	\$8,104.00	16	2018	2018	4	8106119	33242	\$8,104.00	\$48.62	\$226.91	\$8,379.54	Infrastructure: Other Structures	1
OTHER STRUCTURES\OPEN SPACES\PUBLIC ART	Monument 09 - Servicemen	\$1,013.00	16	2018	2018	4	8106120	33243	\$1,013.00	\$6.08	\$28.36	\$1,047.44	Infrastructure: Other Structures	1
OTHER STRUCTURES\OPEN SPACES\PUBLIC ART	Monument 15 - White Cross	\$1,013.00	16	2018	2018	4	8106126	33249	\$1,013.00	\$6.08	\$28.36	\$1,047.44	Infrastructure: Other Structures	1
OTHER STRUCTURES\OTHER STRUCTURES\LIGHTING	Light 01	\$6,078.00	16	2018	2018	4	8106605	33821	\$6,078.00	\$36.47	\$170.18	\$6,284.65	Infrastructure: Other Structures	1
OTHER STRUCTURES\OTHER STRUCTURES\LIGHTING	Light 02	\$6,078.00	16	2018	2018	4	8106606	33822	\$6,078.00	\$36.47	\$170.18	\$6,284.65	Infrastructure: Other Structures	1
OTHER STRUCTURES\OTHER STRUCTURES\LIGHTING	Light 03	\$6,078.00	16	2018	2018	4	8106607	33823	\$6,078.00	\$36.47	\$170.18	\$6,284.65	Infrastructure: Other Structures	1
OTHER STRUCTURES\OTHER STRUCTURES\LIGHTING	Light 04	\$6,078.00	16	2018	2018	4	8106608	33824	\$6,078.00	\$36.47	\$170.18	\$6,284.65	Infrastructure: Other Structures	1
OTHER STRUCTURES\OTHER STRUCTURES\LIGHTING	Light 05	\$6,078.00	16	2018	2018	4	8106609	33825	\$6,078.00	\$36.47	\$170.18	\$6,284.65	Infrastructure: Other Structures	1

Model Category	Asset Name	Renewal Cost	Risk	Expiry Year	Funded Year	Condition	JRAKM S ID	Client ID	Renewal Need	Maintenance Need	Operations Need	Total Need	Treatment	Dimension 1
OTHER STRUCTURES\OTHER STRUCTURES\LIGHTING	Light 06	\$6,078.00	16	2018	2018	4	8106610	33826	\$6,078.00	\$36.47	\$170.18	\$6,284.65	Infrastructure: Other Structures	1
OTHER STRUCTURES\OTHER STRUCTURES\LIGHTING	Light 07	\$6,078.00	16	2018	2018	4	8106611	33827	\$6,078.00	\$36.47	\$170.18	\$6,284.65	Infrastructure: Other Structures	1
OTHER STRUCTURES\OTHER STRUCTURES\FURNITURE	Sign 04 - Exit	\$222.86	16	2018	2018	4	8106617	33833	\$222.86	\$1.34	\$6.24	\$230.44	Infrastructure: Other Structures	1
OTHER STRUCTURES\OTHER STRUCTURES\FURNITURE	Sign 05 - Council Fees	\$151.95	16	2018	2018	4	8106618	33834	\$151.95	\$0.91	\$4.25	\$157.12	Infrastructure: Other Structures	1
OTHER STRUCTURES\OTHER STRUCTURES\FURNITURE	Sign 06 - Dogs Muzzle	\$151.95	16	2018	2018	4	8106619	33835	\$151.95	\$0.91	\$4.25	\$157.12	Infrastructure: Other Structures	1
OTHER STRUCTURES\OTHER STRUCTURES\FURNITURE	Sign 07 - Dogs Muzzle	\$151.95	16	2018	2018	4	8106620	33836	\$151.95	\$0.91	\$4.25	\$157.12	Infrastructure: Other Structures	1
OTHER STRUCTURES\OTHER STRUCTURES\FURNITURE	Sign 09 - Dogs Muzzle	\$151.95	16	2018	2018	4	8106622	33838	\$151.95	\$0.91	\$4.25	\$157.12	Infrastructure: Other Structures	1
OTHER STRUCTURES\OTHER STRUCTURES\FURNITURE	Sign 11 - Dogs Muzzle	\$151.95	16	2018	2018	4	8106624	33840	\$151.95	\$0.91	\$4.25	\$157.12	Infrastructure: Other Structures	1
OTHER STRUCTURES\OTHER STRUCTURES\FURNITURE	Sign 12 - No Public Access	\$151.95	16	2018	2018	4	8106625	33841	\$151.95	\$0.91	\$4.25	\$157.12	Infrastructure: Other Structures	1
OTHER STRUCTURES\OTHER STRUCTURES\FURNITURE	Sign 13 - No Public Access	\$151.95	16	2018	2018	4	8106626	33842	\$151.95	\$0.91	\$4.25	\$157.12	Infrastructure: Other Structures	1
OTHER STRUCTURES\OTHER STRUCTURES\FURNITURE	Sign 15 - No Public Access	\$151.95	16	2018	2018	4	8106628	33844	\$151.95	\$0.91	\$4.25	\$157.12	Infrastructure: Other Structures	1
OTHER STRUCTURES\OTHER STRUCTURES\FURNITURE	Sign 16 - No Public Access	\$151.95	16	2018	2018	4	8106629	33845	\$151.95	\$0.91	\$4.25	\$157.12	Infrastructure: Other Structures	1
OTHER STRUCTURES\OTHER STRUCTURES\FURNITURE	Sign 17 - Danger	\$151.95	16	2018	2018	4	8106630	33846	\$151.95	\$0.91	\$4.25	\$157.12	Infrastructure: Other Structures	1
OTHER STRUCTURES\OTHER STRUCTURES\FURNITURE	Sign 18 - Staff Only	\$151.95	16	2018	2018	4	8106631	33847	\$151.95	\$0.91	\$4.25	\$157.12	Infrastructure: Other Structures	1
OTHER STRUCTURES\OTHER STRUCTURES\FURNITURE	Sign 20 - Danger	\$151.95	16	2018	2018	4	8106633	33849	\$151.95	\$0.91	\$4.25	\$157.12	Infrastructure: Other Structures	1
OTHER STRUCTURES\OTHER STRUCTURES\FURNITURE	Sign 21 - No Public Access	\$151.95	16	2018	2018	4	8106634	33850	\$151.95	\$0.91	\$4.25	\$157.12	Infrastructure: Other Structures	1
OTHER STRUCTURES\OTHER STRUCTURES\FURNITURE	Sign 22 - Agents Only	\$151.95	16	2018	2018	4	8106635	33851	\$151.95	\$0.91	\$4.25	\$157.12	Infrastructure: Other Structures	1
OTHER STRUCTURES\OTHER STRUCTURES\OTHER INFRASTRUC	Trough 01 - Bay 401	\$3,575.89	16	2018	2018	4	8106636	33852	\$3,575.89	\$21.46	\$100.12	\$3,697.47	Infrastructure: Other Structures	1
OTHER STRUCTURES\OTHER STRUCTURES\OTHER INFRASTRUC	Trough 02 - Bay 402	\$3,575.89	16	2018	2018	4	8106637	33853	\$3,575.89	\$21.46	\$100.12	\$3,697.47	Infrastructure: Other Structures	1
OTHER STRUCTURES\OTHER STRUCTURES\OTHER INFRASTRUC	Trough 03 - Bay 403	\$3,575.89	16	2018	2018	4	8106638	33854	\$3,575.89	\$21.46	\$100.12	\$3,697.47	Infrastructure: Other Structures	1
OTHER STRUCTURES\OTHER STRUCTURES\OTHER INFRASTRUC	Trough 04 - Bay 404	\$3,575.89	16	2018	2018	4	8106639	33855	\$3,575.89	\$21.46	\$100.12	\$3,697.47	Infrastructure: Other Structures	1
OTHER STRUCTURES\OTHER STRUCTURES\OTHER INFRASTRUC	Trough 05 - Bay 405	\$3,575.89	16	2018	2018	4	8106640	33856	\$3,575.89	\$21.46	\$100.12	\$3,697.47	Infrastructure: Other Structures	1
OTHER STRUCTURES\OTHER STRUCTURES\OTHER INFRASTRUC	Trough 06 - Bay 247	\$3,575.89	16	2018	2018	4	8106641	33857	\$3,575.89	\$21.46	\$100.12	\$3,697.47	Infrastructure: Other Structures	1
OTHER STRUCTURES\OTHER STRUCTURES\OTHER INFRASTRUC	Trough 07 - Bay 248	\$3,575.89	16	2018	2018	4	8106642	33858	\$3,575.89	\$21.46	\$100.12	\$3,697.47	Infrastructure: Other Structures	1
OTHER STRUCTURES\OTHER STRUCTURES\OTHER INFRASTRUC	Trough 08 - Bay 501	\$3,575.89	16	2018	2018	4	8106643	33859	\$3,575.89	\$21.46	\$100.12	\$3,697.47	Infrastructure: Other Structures	1
OTHER STRUCTURES\OTHER STRUCTURES\OTHER INFRASTRUC	Trough 09 - Bay 503	\$3,575.89	16	2018	2018	4	8106644	33860	\$3,575.89	\$21.46	\$100.12	\$3,697.47	Infrastructure: Other Structures	1
OTHER STRUCTURES\OTHER STRUCTURES\OTHER INFRASTRUC	Trough 10 - Bay 505	\$3,575.89	16	2018	2018	4	8106645	33861	\$3,575.89	\$21.46	\$100.12	\$3,697.47	Infrastructure: Other Structures	1
OTHER STRUCTURES\OTHER STRUCTURES\OTHER INFRASTRUC	Trough 11 - Bay 507	\$3,677.19	16	2018	2018	4	8106646	33862	\$3,677.19	\$22.06	\$102.96	\$3,802.21	Infrastructure: Other Structures	1
OTHER STRUCTURES\OTHER STRUCTURES\OTHER INFRASTRUC	Trough 12 - Bay 201	\$3,677.19	16	2018	2018	4	8106647	33863	\$3,677.19	\$22.06	\$102.96	\$3,802.21	Infrastructure: Other Structures	1
OTHER STRUCTURES\OTHER STRUCTURES\OTHER INFRASTRUC	Trough 13 - Bay 202	\$3,575.89	16	2018	2018	4	8106648	33864	\$3,575.89	\$21.46	\$100.12	\$3,697.47	Infrastructure: Other Structures	1

Model Category	Asset Name	Renewal Cost	Risk	Expiry Year	Funded Year	Condition	JRAKM S ID	Client ID	Renewal Need	Maintenance Need	Operations Need	Total Need	Treatment	Dimension 1
OTHER STRUCTURES\OTHER STRUCTURES\OTHER INFRASTRUC	Trough 14 - Bay 203	\$3,575.89	16	2018	2018	4	8106649	33865	\$3,575.89	\$21.46	\$100.12	\$3,697.47	Infrastructure: Other Structures	1
OTHER STRUCTURES\OTHER STRUCTURES\OTHER INFRASTRUC	Trough 15 - Bay 204	\$3,575.89	16	2018	2018	4	8106650	33866	\$3,575.89	\$21.46	\$100.12	\$3,697.47	Infrastructure: Other Structures	1
OTHER STRUCTURES\OTHER STRUCTURES\OTHER INFRASTRUC	Trough 16 - Bay 210	\$3,575.89	16	2018	2018	4	8106651	33867	\$3,575.89	\$21.46	\$100.12	\$3,697.47	Infrastructure: Other Structures	1
OTHER STRUCTURES\OTHER STRUCTURES\OTHER INFRASTRUC	Trough 17 - Bay 208	\$3,575.89	16	2018	2018	4	8106652	33868	\$3,575.89	\$21.46	\$100.12	\$3,697.47	Infrastructure: Other Structures	1
OTHER STRUCTURES\OTHER STRUCTURES\OTHER INFRASTRUC	Trough 18 - Bay 206	\$3,575.89	16	2018	2018	4	8106653	33869	\$3,575.89	\$21.46	\$100.12	\$3,697.47	Infrastructure: Other Structures	1
OTHER STRUCTURES\OTHER STRUCTURES\OTHER INFRASTRUC	Trough 19 - Bay 425	\$3,575.89	16	2018	2018	4	8106654	33870	\$3,575.89	\$21.46	\$100.12	\$3,697.47	Infrastructure: Other Structures	1
OTHER STRUCTURES\OTHER STRUCTURES\OTHER INFRASTRUC	Trough 20 - Bay 426	\$3,575.89	16	2018	2018	4	8106655	33871	\$3,575.89	\$21.46	\$100.12	\$3,697.47	Infrastructure: Other Structures	1
OTHER STRUCTURES\OTHER STRUCTURES\FURNITURE	Flagpole 01	\$1,757.55	16	2018	2018	4	8106662	33878	\$1,757.55	\$10.55	\$49.21	\$1,817.31	Infrastructure: Other Structures	1
OTHER STRUCTURES\OTHER STRUCTURES\OTHER INFRASTRUC	Hose Pole	\$6,584.50	16	2018	2018	4	8106665	33881	\$6,584.50	\$39.51	\$184.37	\$6,808.37	Infrastructure: Other Structures	1
OTHER STRUCTURES\OTHER STRUCTURES\OTHER INFRASTRUC	Hose Pole	\$6,584.50	16	2018	2018	4	8106666	33882	\$6,584.50	\$39.51	\$184.37	\$6,808.37	Infrastructure: Other Structures	1
OTHER STRUCTURES\OTHER STRUCTURES\FURNITURE	Sign 01	\$151.95	16	2018	2018	4	8106669	33885	\$151.95	\$0.91	\$4.25	\$157.12	Infrastructure: Other Structures	1
OTHER STRUCTURES\OTHER STRUCTURES\FURNITURE	Sign 01	\$151.95	16	2018	2018	4	8106670	33886	\$151.95	\$0.91	\$4.25	\$157.12	Infrastructure: Other Structures	1
OTHER STRUCTURES\OTHER STRUCTURES\FURNITURE	Sign 01 - Fire Danger	\$1,519.50	16	2018	2018	4	8106672	33888	\$1,519.50	\$9.12	\$42.55	\$1,571.16	Infrastructure: Other Structures	1
OTHER STRUCTURES\OTHER STRUCTURES\FURNITURE	Sign 01 - Petrol	\$151.95	16	2018	2018	4	8106673	33889	\$151.95	\$0.91	\$4.25	\$157.12	Infrastructure: Other Structures	1
OTHER STRUCTURES\OTHER STRUCTURES\FURNITURE	Sign 02	\$303.90	16	2018	2018	4	8106674	33890	\$303.90	\$1.82	\$8.51	\$314.23	Infrastructure: Other Structures	1
OTHER STRUCTURES\OTHER STRUCTURES\FURNITURE	Sign 02 - Fire Danger	\$1,519.50	16	2018	2018	4	8106675	33891	\$1,519.50	\$9.12	\$42.55	\$1,571.16	Infrastructure: Other Structures	1
OTHER STRUCTURES\OTHER STRUCTURES\FURNITURE	Sign 02 - Flammable	\$151.95	16	2018	2018	4	8106676	33892	\$151.95	\$0.91	\$4.25	\$157.12	Infrastructure: Other Structures	1
OTHER STRUCTURES\OTHER STRUCTURES\FURNITURE	Sign 04 - RFS Logo	\$151.95	16	2018	2018	4	8106677	33893	\$151.95	\$0.91	\$4.25	\$157.12	Infrastructure: Other Structures	1
OTHER STRUCTURES\OTHER STRUCTURES\FURNITURE	Sign 01 - SES Office	\$151.95	16	2018	2018	4	8106680	33896	\$151.95	\$0.91	\$4.25	\$157.12	Infrastructure: Other Structures	1
OTHER STRUCTURES\OTHER STRUCTURES\FURNITURE	Sign 02 - Old Shed	\$506.50	16	2018	2018	4	8106682	33898	\$506.50	\$3.04	\$14.18	\$523.72	Infrastructure: Other Structures	1
OTHER STRUCTURES\OTHER STRUCTURES\FURNITURE	Sign 02 - SES Main	\$151.95	16	2018	2018	4	8106683	33899	\$151.95	\$0.91	\$4.25	\$157.12	Infrastructure: Other Structures	1
OTHER STRUCTURES\OTHER STRUCTURES\FURNITURE	Sign 03 - No Entry	\$151.95	16	2018	2018	4	8106684	33900	\$151.95	\$0.91	\$4.25	\$157.12	Infrastructure: Other Structures	1
OTHER STRUCTURES\OTHER STRUCTURES\FURNITURE	Flagpole 01	\$1,757.55	16	2018	2018	4	8106704	33921	\$1,757.55	\$10.55	\$49.21	\$1,817.31	Infrastructure: Other Structures	1
OTHER STRUCTURES\OTHER STRUCTURES\LIGHTING	Light 01	\$3,039.00	16	2018	2018	4	8106709	33926	\$3,039.00	\$18.23	\$85.09	\$3,142.33	Infrastructure: Other Structures	1
OTHER STRUCTURES\OTHER STRUCTURES\LIGHTING	Light 02	\$3,039.00	16	2018	2018	4	8106711	33928	\$3,039.00	\$18.23	\$85.09	\$3,142.33	Infrastructure: Other Structures	1
OTHER STRUCTURES\OTHER STRUCTURES\FURNITURE	Sign 01 - History	\$506.50	16	2018	2018	4	8106721	33941	\$506.50	\$3.04	\$14.18	\$523.72	Infrastructure: Other Structures	1
OTHER STRUCTURES\OTHER STRUCTURES\FURNITURE	Sign 01 - Main	\$222.86	16	2018	2018	4	8106722	33942	\$222.86	\$1.34	\$6.24	\$230.44	Infrastructure: Other Structures	1
OTHER STRUCTURES\OTHER STRUCTURES\FURNITURE	Sign 02 - Visitors	\$222.86	16	2018	2018	4	8106725	33945	\$222.86	\$1.34	\$6.24	\$230.44	Infrastructure: Other Structures	1
OTHER STRUCTURES\OTHER STRUCTURES\FURNITURE	Sign 03 - Hawkers	\$222.86	16	2018	2018	4	8106726	33946	\$222.86	\$1.34	\$6.24	\$230.44	Infrastructure: Other Structures	1
OTHER STRUCTURES\OTHER STRUCTURES\FURNITURE	Sign 04 - IN	\$222.86	16	2018	2018	4	8106727	33947	\$222.86	\$1.34	\$6.24	\$230.44	Infrastructure: Other Structures	1

Model Category	Asset Name	Renewal Cost	Risk	Expiry Year	Funded Year	Condition	JRAKM S ID	Client ID	Renewal Need	Maintenance Need	Operations Need	Total Need	Treatment	Dimension 1
OTHER STRUCTURES\OTHER STRUCTURES\FURNITURE	Sign 05 - Workshop	\$222.86	16	2018	2018	4	8106728	33949	\$222.86	\$1.34	\$6.24	\$230.44	Infrastructure: Other Structures	1
OTHER STRUCTURES\OTHER STRUCTURES\FURNITURE	Sign 06 - Store	\$222.86	16	2018	2018	4	8106729	33950	\$222.86	\$1.34	\$6.24	\$230.44	Infrastructure: Other Structures	1
OTHER STRUCTURES\OTHER STRUCTURES\FURNITURE	Sign 07 - Visitor Carpark	\$222.86	16	2018	2018	4	8106730	33951	\$222.86	\$1.34	\$6.24	\$230.44	Infrastructure: Other Structures	1
OTHER STRUCTURES\OTHER STRUCTURES\FURNITURE	Sign 08 - Visitors Report	\$222.86	16	2018	2018	4	8106731	33952	\$222.86	\$1.34	\$6.24	\$230.44	Infrastructure: Other Structures	1
OTHER STRUCTURES\OTHER STRUCTURES\FURNITURE	Flagpole 01	\$1,757.55	16	2018	2018	4	8106745	33967	\$1,757.55	\$10.55	\$49.21	\$1,817.31	Infrastructure: Other Structures	1
OTHER STRUCTURES\OTHER STRUCTURES\FURNITURE	Flagpole 01	\$1,757.55	16	2018	2018	4	8106746	33968	\$1,757.55	\$10.55	\$49.21	\$1,817.31	Infrastructure: Other Structures	1
OTHER STRUCTURES\OTHER STRUCTURES\FURNITURE	Sign	\$151.95	16	2018	2018	4	8106755	33977	\$151.95	\$0.91	\$4.25	\$157.12	Infrastructure: Other Structures	1
OTHER STRUCTURES\OTHER STRUCTURES\FURNITURE	Sign 01 - Opening	\$151.95	16	2018	2018	4	8106757	33979	\$151.95	\$0.91	\$4.25	\$157.12	Infrastructure: Other Structures	1
OTHER STRUCTURES\OTHER STRUCTURES\FURNITURE	Sign 01 - In Case Emergency	\$222.86	16	2018	2018	4	8106825	34054	\$222.86	\$1.34	\$6.24	\$230.44	Infrastructure: Other Structures	1
OTHER STRUCTURES\OTHER STRUCTURES\FURNITURE	Sign 02 - Parking On Site	\$222.86	16	2018	2018	4	8106826	34055	\$222.86	\$1.34	\$6.24	\$230.44	Infrastructure: Other Structures	1
OTHER STRUCTURES\OTHER STRUCTURES\FURNITURE	Sign 03 - All Enquiries	\$222.86	16	2018	2018	4	8106827	34056	\$222.86	\$1.34	\$6.24	\$230.44	Infrastructure: Other Structures	1
OTHER STRUCTURES\OTHER STRUCTURES\FURNITURE	Sign 04 - Disable Parking Sign	\$222.86	16	2018	2018	4	8106828	34057	\$222.86	\$1.34	\$6.24	\$230.44	Infrastructure: Other Structures	1
OTHER STRUCTURES\OTHER STRUCTURES\FURNITURE	Sign 05 - Disable Parking Sign	\$222.86	16	2018	2018	4	8106829	34058	\$222.86	\$1.34	\$6.24	\$230.44	Infrastructure: Other Structures	1
BUILDINGS\FURNITURE & FITTINGS\FURNITURE	20 Emporium DB Bedspreads	\$3,000.00	16	2018	2018	4	8118278	48036	\$3,000.00	\$18.00	\$84.00	\$3,102.00	Furniture & Fittings	1
BUILDINGS\FURNITURE & FITTINGS\FURNITURE	TV Points to 8 units	\$1,045.27	16	2018	2018	4	8118283	48041	\$1,045.27	\$6.27	\$29.27	\$1,080.81	Furniture & Fittings	1
BUILDINGS\FURNITURE & FITTINGS\FURNITURE	Toshiba Airconditioner Employee Services	\$1,568.18	16	2018	2018	4	8118284	48042	\$1,568.18	\$9.41	\$43.91	\$1,621.50	Furniture & Fittings	1
BUILDINGS\FURNITURE & FITTINGS\FURNITURE	JHP 21 Double Mattresses	\$6,722.00	16	2018	2018	4	8118285	48043	\$6,722.00	\$40.33	\$188.22	\$6,950.55	Furniture & Fittings	1
BUILDINGS\BUILDINGS SPECIALISED\BUILDING FLOOR	Bungarby Hall - FLOOR	\$131,250.00	15	2015	2018	3	8096474	2138	\$131,250.00	\$787.50	\$3,675.00	\$135,712.50	Buildings Specialised	1
BUILDINGS\BUILDINGS SPECIALISED\BUILDING ROOF	Bungarby Hall - ROOF	\$26,250.00	15	2015	2018	3	8096475	2139	\$26,250.00	\$157.50	\$735.00	\$27,142.50	Buildings Specialised	1
BUILDINGS\BUILDINGS SPECIALISED\BUILDING OTHER SER	Bungarby Hall - SERVICES	\$52,500.00	15	2015	2018	3	8096476	2140	\$52,500.00	\$315.00	\$1,470.00	\$54,285.00	Buildings Specialised	1
BUILDINGS\BUILDINGS SPECIALISED\BUILDING STRUCTURE	Bungarby Hall - STRUCTURE	\$315,000.00	15	2015	2018	3	8096477	2141	\$315,000.00	\$1,890.00	\$8,820.00	\$325,710.00	Buildings Specialised	1
BUILDINGS\OFFICE EQUIPMENT\OFFICE EQUIPMENT	Orana Aged Care Software	\$5,490.91	15	2015	2018	3	8118348	48106	\$5,490.91	\$32.95	\$153.75	\$5,677.60	Office Equipment	1
BUILDINGS\OFFICE EQUIPMENT\OFFICE EQUIPMENT	Desktop Computer, Printer & Win 7 - Neighbourhood Ctre	\$1,931.83	15	2015	2018	3	8118354	48112	\$1,931.83	\$11.59	\$54.09	\$1,997.51	Office Equipment	1
BUILDINGS\OFFICE EQUIPMENT\OFFICE EQUIPMENT	Dell R720 Server - Snowy River Health Centre	\$14,450.00	15	2015	2018	3	8118357	48115	\$14,450.00	\$86.70	\$404.60	\$14,941.30	Office Equipment	1
BUILDINGS\OFFICE EQUIPMENT\OFFICE EQUIPMENT	Berridale Tipsite - Handheld PDT device	\$4,682.50	15	2015	2018	3	8118360	48118	\$4,682.50	\$28.10	\$131.11	\$4,841.71	Office Equipment	1
BUILDINGS\OFFICE EQUIPMENT\OFFICE EQUIPMENT	Thinkpad R61	\$1,649.00	15	2015	2018	3	8118383	48141	\$1,649.00	\$9.89	\$46.17	\$1,705.07	Office Equipment	1
BUILDINGS\OFFICE EQUIPMENT\OFFICE EQUIPMENT	Electronic Whiteboard Panasonic KXB735	\$3,264.51	15	2015	2018	3	8118394	48152	\$3,264.51	\$19.59	\$91.41	\$3,375.50	Office Equipment	1
OTHER STRUCTURES\OTHER STRUCTURES\BUILDING	Toilet Block - Dalgety Double Brick - Colourbond Roof	\$52,000.00	15	2015	2018	3	8118824	48588	\$52,000.00	\$312.00	\$1,456.00	\$53,768.00	Infrastructure: Other Structures	1
OTHER STRUCTURES\OTHER STRUCTURES\BUILDING	Toilet Block - Lions Park Jindabyne Brick - Tile Roof - Concrete F	\$59,278.00	15	2015	2018	3	8118825	48589	\$59,278.00	\$355.67	\$1,659.78	\$61,293.45	Infrastructure: Other Structures	1
OTHER STRUCTURES\OTHER STRUCTURES\FIXTURES & FITTI	Berridale Public Privies Privacy Screen	\$2,790.00	15	2015	2018	3	8118862	48626	\$2,790.00	\$16.74	\$78.12	\$2,884.86	Infrastructure: Other Structures	1

Model Category	Asset Name	Renewal Cost	Risk	Expiry Year	Funded Year	Condition	JRAKM S ID	Client ID	Renewal Need	Maintenance Need	Operations Need	Total Need	Treatment	Dimension 1
LAND\COMMUNITY LAND\COMMUNITY LAND	Berridale Aged Hostel - Cement Paving	\$6,377.51	15	2015	2018	3	8118867	48631	\$6,377.51	\$318.88	\$1,804.84	\$8,501.22	Community Land	1
OTHER STRUCTURES\OTHER STRUCTURES\FIXTURES & FITTI	Snowy River Hostel - Rear Fence 50% with F Pascoe - Colourbond	\$1,885.85	15	2015	2018	3	8118870	48634	\$1,885.85	\$11.32	\$52.80	\$1,949.97	Infrastructure: Other Structures	1
OTHER STRUCTURES\OTHER ASSETS\TIP ASSETS	Jindabyne Waste Depot Upgrade	\$46,000.00	15	2015	2018	3	8118940	48704	\$46,000.00	\$276.00	\$1,288.00	\$47,564.00	Infrastructure: Other Structures	1
OTHER STRUCTURES\OTHER ASSETS\TIP ASSETS	Container for Mattress Adaminaby Landfill	\$5,160.00	15	2015	2018	3	8118947	48711	\$5,160.00	\$30.96	\$144.48	\$5,335.44	Infrastructure: Other Structures	1
OTHER STRUCTURES\OTHER ASSETS\TIP ASSETS	Container for Cooking Oil Adaminaby Landfill	\$8,150.00	15	2015	2018	3	8118949	48713	\$8,150.00	\$48.90	\$228.20	\$8,427.10	Infrastructure: Other Structures	1
BUILDINGS\BUILDINGS NON-SPECIALISED\BUILDING FLOOR	Bombala Racecourse and Recreation Ground - Caretakers' Lodgings -	\$160,500.00	15	2017	2018	3	8096427	2088	\$160,500.00	\$963.00	\$4,494.00	\$165,957.00	Buildings Non-Specialised	1
BUILDINGS\BUILDINGS NON-SPECIALISED\BUILDING ROOF	Bombala Racecourse and Recreation Ground - Caretakers' Lodgings -	\$32,100.00	15	2017	2018	3	8096428	2089	\$32,100.00	\$192.60	\$898.80	\$33,191.40	Buildings Non-Specialised	1
BUILDINGS\BUILDINGS NON-SPECIALISED\BUILDING OTHER	Bombala Racecourse and Recreation Ground - Caretakers' Lodgings -	\$64,200.00	15	2017	2018	3	8096429	2090	\$64,200.00	\$385.20	\$1,797.60	\$66,382.80	Buildings Non-Specialised	1
BUILDINGS\BUILDINGS NON-SPECIALISED\BUILDING STRUC	Bombala Racecourse and Recreation Ground - Caretakers' Lodgings -	\$385,200.00	15	2017	2018	3	8096430	2091	\$385,200.00	\$2,311.20	\$10,785.60	\$398,296.80	Buildings Non-Specialised	1
BUILDINGS\BUILDINGS SPECIALISED\BUILDING FLOOR	Craigie Hall - FLOOR	\$97,000.00	15	2017	2018	3	8096483	2147	\$97,000.00	\$582.00	\$2,716.00	\$100,298.00	Buildings Specialised	1
BUILDINGS\BUILDINGS SPECIALISED\BUILDING ROOF	Craigie Hall - ROOF	\$19,400.00	15	2017	2018	3	8096484	2148	\$19,400.00	\$116.40	\$543.20	\$20,059.60	Buildings Specialised	1
BUILDINGS\BUILDINGS SPECIALISED\BUILDING OTHER SER	Craigie Hall - SERVICES	\$38,800.00	15	2017	2018	3	8096485	2149	\$38,800.00	\$232.80	\$1,086.40	\$40,119.20	Buildings Specialised	1
BUILDINGS\BUILDINGS SPECIALISED\BUILDING STRUCTURE	Craigie Hall - STRUCTURE	\$232,800.00	15	2017	2018	3	8096486	2150	\$232,800.00	\$1,396.80	\$6,518.40	\$240,715.20	Buildings Specialised	1
BUILDINGS\BUILDINGS NON-SPECIALISED\BUILDING FLOOR	Depot Store - FLOOR	\$50,750.00	15	2017	2018	3	8096513	2178	\$50,750.00	\$304.50	\$1,421.00	\$52,475.50	Buildings Non-Specialised	1
BUILDINGS\BUILDINGS NON-SPECIALISED\BUILDING ROOF	Depot Store - ROOF	\$10,150.00	15	2017	2018	3	8096514	2179	\$10,150.00	\$60.90	\$284.20	\$10,495.10	Buildings Non-Specialised	1
BUILDINGS\BUILDINGS NON-SPECIALISED\BUILDING OTHER	Depot Store - SERVICES	\$20,300.00	15	2017	2018	3	8096515	2180	\$20,300.00	\$121.80	\$568.40	\$20,990.20	Buildings Non-Specialised	1
BUILDINGS\BUILDINGS NON-SPECIALISED\BUILDING STRUC	Depot Store - STRUCTURE	\$121,800.00	15	2017	2018	3	8096516	2181	\$121,800.00	\$730.80	\$3,410.40	\$125,941.20	Buildings Non-Specialised	1
OTHER STRUCTURES\OTHER ASSETS\OTHER INFRASTRUCTURE	Fencing - Explosives Magazine Powder Store	\$2,231.00	15	2017	2018	3	8118886	48650	\$2,231.00	\$13.39	\$62.47	\$2,306.85	Infrastructure: Other Structures	1
BUILDINGS\BUILDINGS SPECIALISED\FIXTURES & FITTING	Council Chambers - Modifications Painting Replace Carpets	\$0.01	15	2027	2018	5	8117923	47680	\$0.01	\$0.00	\$0.00	\$0.01	Buildings Specialised	1
BUILDINGS\FURNITURE & FITTINGS\FURNITURE	Lateral Unifile System	\$3,030.27	15	2029	2018	5	8118225	47983	\$3,030.27	\$18.18	\$84.85	\$3,133.30	Furniture & Fittings	1
BUILDINGS\FURNITURE & FITTINGS\FURNITURE	Computer Furnishings and Fittings	\$5,494.86	15	2028	2018	5	8118226	47984	\$5,494.86	\$32.97	\$153.86	\$5,681.69	Furniture & Fittings	1
BUILDINGS\FURNITURE & FITTINGS\OFFICE EQUIPMENT	Microfilm Project - Council Plans	\$579.00	15	2032	2018	5	8118232	47990	\$579.00	\$3.47	\$16.21	\$598.69	Furniture & Fittings	1
BUILDINGS\FURNITURE & FITTINGS\FIXTURES & FITTINGS	Air Conditioning Hostel Recreation Room	\$2,409.09	15	2021	2018	5	8118268	48026	\$2,409.09	\$14.45	\$67.45	\$2,491.00	Furniture & Fittings	1
BUILDINGS\FURNITURE & FITTINGS\FIXTURES & FITTINGS	Daken Airconditioning	\$2,363.64	15	2022	2018	5	8118273	48031	\$2,363.64	\$14.18	\$66.18	\$2,444.00	Furniture & Fittings	1
BUILDINGS\OFFICE EQUIPMENT\OFFICE EQUIPMENT	RAM for Server 4GB + 2x2GB	\$2,115.62	12	2016	2018	3	8118398	48156	\$2,115.62	\$12.69	\$59.24	\$2,187.55	Office Equipment	1
BUILDINGS\OFFICE EQUIPMENT\OFFICE EQUIPMENT	JHP Website design & set up	\$4,016.36	12	2017	2018	3	8118350	48108	\$4,016.36	\$24.10	\$112.46	\$4,152.92	Office Equipment	1
BUILDINGS\OFFICE EQUIPMENT\OFFICE EQUIPMENT	Reflect Software	\$11,250.00	12	2018	2018	3	8118347	48105	\$11,250.00	\$67.50	\$315.00	\$11,632.50	Office Equipment	1
BUILDINGS\OFFICE EQUIPMENT\OFFICE EQUIPMENT	Wireless Hotspot JHP	\$5,000.00	12	2018	2018	3	8118351	48109	\$5,000.00	\$30.00	\$140.00	\$5,170.00	Office Equipment	1
OTHER STRUCTURES\OTHER STRUCTURES\BUILDING	RFS Shed Adaminaby	\$109,000.00	12	2018	2018	3	8118883	48647	\$109,000.00	\$654.00	\$3,052.00	\$112,706.00	Infrastructure: Other Structures	1
BUILDINGS\BUILDINGS SPECIALISED\BUILDING COMPLETE	Delegate Showgrounds - Sheds/Amenities - ALL	\$48,000.00	10	2015	2018	2	8096633	2305	\$48,000.00	\$288.00	\$1,344.00	\$49,632.00	Buildings Specialised	1

Model Category	Asset Name	Renewal Cost	Risk	Expiry Year	Funded Year	Condition	JRAKMS ID	Client ID	Renewal Need	Maintenance Need	Operations Need	Total Need	Treatment	Dimension 1
BUILDINGS\BUILDINGS NON-SPECIALISED\BUILDING FLOOR	Bombala Racecourse and Recreation Ground - Stewards' / Jockey Room	\$26,500.00	10	2017	2018	2	8096435	2096	\$26,500.00	\$159.00	\$742.00	\$27,401.00	Buildings Non-Specialised	1
BUILDINGS\BUILDINGS NON-SPECIALISED\BUILDING ROOF	Bombala Racecourse and Recreation Ground - Stewards' / Jockey Room	\$5,300.00	10	2017	2018	2	8096436	2097	\$5,300.00	\$31.80	\$148.40	\$5,480.20	Buildings Non-Specialised	1
BUILDINGS\BUILDINGS NON-SPECIALISED\BUILDING OTHER	Bombala Racecourse and Recreation Ground - Stewards' / Jockey Room	\$10,600.00	10	2017	2018	2	8096437	2098	\$10,600.00	\$63.60	\$296.80	\$10,960.40	Buildings Non-Specialised	1
BUILDINGS\BUILDINGS NON-SPECIALISED\BUILDING STRUC	Bombala Racecourse and Recreation Ground - Stewards' / Jockey Room	\$63,600.00	10	2017	2018	2	8096438	2099	\$63,600.00	\$381.60	\$1,780.80	\$65,762.40	Buildings Non-Specialised	1
BUILDINGS\BUILDINGS SPECIALISED\FIXTURES & FITTING	Council Chambers - Airlock Entry Wheelchair Access	\$0.01	10	2048	2018	5	8117924	47681	\$0.01	\$0.00	\$0.00	\$0.01	Buildings Specialised	1
BUILDINGS\BUILDINGS SPECIALISED\FIXTURES & FITTING	Jindabyne Hall - Baby Health Centre Office Fitout Still in Situ fo	\$70,000.00	10	2056	2018	5	8117926	47683	\$70,000.00	\$420.00	\$1,960.00	\$72,380.00	Buildings Specialised	1
BUILDINGS\BUILDINGS SPECIALISED\FIXTURES & FITTING	Berridale Aged Hostel - Fire Hydrant	\$0.01	10	2051	2018	5	8117929	47686	\$0.01	\$0.00	\$0.00	\$0.01	Buildings Specialised	1
BUILDINGS\BUILDINGS SPECIALISED\FIXTURES & FITTING	Berridale Aged Hostel - Floodlights	\$0.01	10	2034	2018	5	8117930	47687	\$0.01	\$0.00	\$0.00	\$0.01	Buildings Specialised	1
BUILDINGS\BUILDINGS SPECIALISED\FIXTURES & FITTING	Amenities Building - Dalgety Caravan Park Floor Repair	\$0.01	10	2056	2018	5	8117933	47690	\$0.01	\$0.00	\$0.00	\$0.01	Buildings Specialised	1
BUILDINGS\BUILDINGS SPECIALISED\FIXTURES & FITTING	JHP - Office Fitout	\$0.01	10	2049	2018	5	8117935	47692	\$0.01	\$0.00	\$0.00	\$0.01	Buildings Specialised	1
BUILDINGS\BUILDINGS SPECIALISED\FIXTURES & FITTING	JHP - Amenties Block Hot Water Service	\$0.01	10	2039	2018	5	8117941	47698	\$0.01	\$0.00	\$0.00	\$0.01	Buildings Specialised	1
BUILDINGS\BUILDINGS SPECIALISED\FIXTURES & FITTING	Adaminaby School of Arts Refurbishment	\$0.01	10	2049	2018	5	8117954	47711	\$0.01	\$0.00	\$0.00	\$0.01	Buildings Specialised	1
BUILDINGS\BUILDINGS SPECIALISED\FIXTURES & FITTING	Berridale Community Centre - Stage	\$0.01	10	2056	2018	5	8117957	47714	\$0.01	\$0.00	\$0.00	\$0.01	Buildings Specialised	1
BUILDINGS\BUILDINGS SPECIALISED\FIXTURES & FITTING	Berridale Community Centre - Safety Rail Steel	\$0.01	10	2057	2018	5	8117958	47715	\$0.01	\$0.00	\$0.00	\$0.01	Buildings Specialised	1
BUILDINGS\BUILDINGS SPECIALISED\BUILDING COMPLETE	Berridale Office Extensions	\$0.01	10	2025	2018	5	8117964	47721	\$0.01	\$0.00	\$0.00	\$0.01	Buildings Specialised	1
BUILDINGS\FURNITURE & FITTINGS\FURNITURE	Furniture - Miscellaneous	\$6,886.87	10	2042	2018	5	8118228	47986	\$6,886.87	\$41.32	\$192.83	\$7,121.02	Furniture & Fittings	1
BUILDINGS\FURNITURE & FITTINGS\FURNITURE	Chairs - Pastoe Epoxy 4 Seater	\$610.00	10	2042	2018	5	8118230	47988	\$610.00	\$3.66	\$17.08	\$630.74	Furniture & Fittings	1
BUILDINGS\FURNITURE & FITTINGS\FURNITURE	Plan Cabinet - Vertical Model JC	\$1,698.40	10	2042	2018	5	8118231	47989	\$1,698.40	\$10.19	\$47.56	\$1,756.15	Furniture & Fittings	1
BUILDINGS\FURNITURE & FITTINGS\FIXTURES & FITTINGS	Air Conditioning Systems (2)	\$5,145.45	10	2026	2018	5	8118269	48077	\$5,145.45	\$30.87	\$144.07	\$5,320.40	Furniture & Fittings	1
BUILDINGS\FURNITURE & FITTINGS\FIXTURES & FITTINGS	Carpet - Depot Berridale	\$1,800.00	10	2026	2018	5	8118270	48088	\$1,800.00	\$10.80	\$50.40	\$1,861.20	Furniture & Fittings	1
BUILDINGS\OFFICE EQUIPMENT\OFFICE EQUIPMENT	MacBook Air & iPad	\$1,606.32	9	2017	2018	3	8118341	48099	\$1,606.32	\$9.64	\$44.98	\$1,660.93	Office Equipment	1
BUILDINGS\OFFICE EQUIPMENT\OFFICE EQUIPMENT	R61 Computer Laptop Thinkpad 3GB (Respite)	\$1,745.26	9	2017	2018	3	8118382	48140	\$1,745.26	\$10.47	\$48.87	\$1,804.60	Office Equipment	1
LAND\COMMUNITY LAND\COMMUNITY LAND	Berridale Aged Hostel - Managers Carport	\$3,501.86	9	2017	2018	3	8118865	48629	\$3,501.86	\$175.09	\$991.03	\$4,667.98	Community Land	1
OTHER STRUCTURES\OTHER STRUCTURES\FIXTURES & FITTI	Berridale Aged Hostel - Concrete Path & Seating	\$2,115.65	9	2017	2018	3	8118868	48632	\$2,115.65	\$12.69	\$59.24	\$2,187.58	Infrastructure: Other Structures	1
OTHER STRUCTURES\OTHER STRUCTURES\BUILDING	RFS Shed Rocky Plains	\$61,000.00	9	2017	2018	3	8118879	48643	\$61,000.00	\$366.00	\$1,708.00	\$63,074.00	Infrastructure: Other Structures	1
OTHER STRUCTURES\OTHER STRUCTURES\FIXTURES & FITTI	RFS Shed Frampton Electricity connection	\$9,326.35	9	2017	2018	3	8118880	48644	\$9,326.35	\$55.96	\$261.14	\$9,643.45	Infrastructure: Other Structures	1
OTHER STRUCTURES\OTHER STRUCTURES\BUILDING	Adaminaby Works Depot - 2 Bay Garage Permissive Occupancy	\$5,760.00	9	2017	2018	3	8118885	48649	\$5,760.00	\$34.56	\$161.28	\$5,955.84	Infrastructure: Other Structures	1
OTHER STRUCTURES\OTHER STRUCTURES\BUILDING	Toilet Block - Anglers Reach Brick - Tile Roof Concrete Slab	\$66,000.00	9	2017	2018	3	8118921	48685	\$66,000.00	\$396.00	\$1,848.00	\$68,244.00	Infrastructure: Other Structures	1
OTHER STRUCTURES\OTHER STRUCTURES\BUILDING	Toilet Block - Dalgety Showground Blockwork - Iron Roof	\$56,000.00	9	2017	2018	3	8118927	48691	\$56,000.00	\$336.00	\$1,568.00	\$57,904.00	Infrastructure: Other Structures	1
OTHER STRUCTURES\OTHER ASSETS\TIP ASSETS	Surveillance Equipment	\$5,399.77	9	2017	2018	3	8118936	48700	\$5,399.77	\$32.40	\$151.19	\$5,583.36	Infrastructure: Other Structures	1

Model Category	Asset Name	Renewal Cost	Risk	Expiry Year	Funded Year	Condition	JRAKM S ID	Client ID	Renewal Need	Maintenance Need	Operations Need	Total Need	Treatment	Dimension 1
OTHER STRUCTURES\OTHER STRUCTURES\BUILDING	Toilet Block - Adaminaby Trout Public Res Toilet Block - Adaminaby	\$92,000.00	6	2016	2018	3	8118822	48586	\$92,000.00	\$552.00	\$2,576.00	\$95,128.00	Infrastructure: Other Structures	1
OTHER STRUCTURES\OTHER STRUCTURES\BUILDING	Toilet Block - Adj. Jindabyne Hall Full Brick - Concrete Roof	\$195,000.00	6	2016	2018	3	8118826	48590	\$195,000.00	\$1,170.00	\$5,460.00	\$201,630.00	Infrastructure: Other Structures	1
BUILDINGS\OFFICE EQUIPMENT\OFFICE EQUIPMENT	Cabeling for Leaseville Depot	\$7,240.00	6	2017	2018	3	8118356	48114	\$7,240.00	\$43.44	\$202.72	\$7,486.16	Office Equipment	1
BUILDINGS\OFFICE EQUIPMENT\OFFICE EQUIPMENT	Telstra TBS Telephone System Equipment - Snowy River Health Centre	\$18,437.54	6	2017	2018	3	8118358	48116	\$18,437.54	\$110.63	\$516.25	\$19,064.42	Office Equipment	1
BUILDINGS\OFFICE EQUIPMENT\OFFICE EQUIPMENT	Audio Visual System - Snowy River Health Centre	\$16,681.00	6	2017	2018	3	8118359	48117	\$16,681.00	\$100.09	\$467.07	\$17,248.15	Office Equipment	1
BUILDINGS\OFFICE EQUIPMENT\OFFICE EQUIPMENT	Infocouncil Software	\$24,572.00	6	2017	2018	3	8118361	48119	\$24,572.00	\$147.43	\$688.02	\$25,407.45	Office Equipment	1
BUILDINGS\OFFICE EQUIPMENT\OFFICE EQUIPMENT	Telstra Upgrade - Coporate System	\$311,688.48	6	2017	2018	3	8118362	48120	\$311,688.48	\$1,870.13	\$8,727.28	\$322,285.89	Office Equipment	1
BUILDINGS\OFFICE EQUIPMENT\OFFICE EQUIPMENT	Technology One Software Licence Fees	\$213,764.50	6	2017	2018	3	8118363	48121	\$213,764.50	\$1,282.59	\$5,985.41	\$221,032.49	Office Equipment	1
BUILDINGS\OFFICE EQUIPMENT\OFFICE EQUIPMENT	Outcome Manager Software Application	\$42,400.00	6	2017	2018	3	8118364	48122	\$42,400.00	\$254.40	\$1,187.20	\$43,841.60	Office Equipment	1
BUILDINGS\OFFICE EQUIPMENT\OFFICE EQUIPMENT	SRSC Website	\$55,270.76	6	2017	2018	3	8118365	48123	\$55,270.76	\$331.62	\$1,547.58	\$57,149.97	Office Equipment	1
BUILDINGS\OFFICE EQUIPMENT\OFFICE EQUIPMENT	Technology One Fixed Asset Module	\$3,160.00	6	2017	2018	3	8118366	48124	\$3,160.00	\$18.96	\$88.48	\$3,267.44	Office Equipment	1
BUILDINGS\OFFICE EQUIPMENT\OFFICE EQUIPMENT	Trim Document System	\$21,150.00	6	2017	2018	3	8118367	48125	\$21,150.00	\$126.90	\$592.20	\$21,869.10	Office Equipment	1
BUILDINGS\OFFICE EQUIPMENT\OFFICE EQUIPMENT	Shadow Protect Software Computer Security system	\$3,995.00	6	2017	2018	3	8118368	48126	\$3,995.00	\$23.97	\$111.86	\$4,130.83	Office Equipment	1
BUILDINGS\OFFICE EQUIPMENT\OFFICE EQUIPMENT	13 UPS	\$5,938.28	6	2017	2018	3	8118369	48127	\$5,938.28	\$35.63	\$166.27	\$6,140.18	Office Equipment	1
BUILDINGS\OFFICE EQUIPMENT\OFFICE EQUIPMENT	Panasonic Toughbook	\$6,829.00	6	2017	2018	3	8118370	48128	\$6,829.00	\$40.97	\$191.21	\$7,061.19	Office Equipment	1
BUILDINGS\OFFICE EQUIPMENT\OFFICE EQUIPMENT	Technology One Ci Payroll HR	\$47,688.70	6	2017	2018	3	8118371	48129	\$47,688.70	\$286.13	\$1,335.28	\$49,310.12	Office Equipment	1
BUILDINGS\OFFICE EQUIPMENT\OFFICE EQUIPMENT	Technology One Ci Finance	\$54,783.87	6	2017	2018	3	8118372	48130	\$54,783.87	\$328.70	\$1,533.95	\$56,646.52	Office Equipment	1
BUILDINGS\OFFICE EQUIPMENT\OFFICE EQUIPMENT	Computer Servcer - ICT Insurance Claim Replacement Equipment	\$41,794.75	6	2017	2018	3	8118373	48131	\$41,794.75	\$250.77	\$1,170.25	\$43,215.77	Office Equipment	1
BUILDINGS\OFFICE EQUIPMENT\OFFICE EQUIPMENT	Ci Implementation - Proclaim	\$22,920.38	6	2017	2018	3	8118374	48132	\$22,920.38	\$137.52	\$641.77	\$23,699.67	Office Equipment	1
BUILDINGS\OFFICE EQUIPMENT\OFFICE EQUIPMENT	Epson Projector for Chambers	\$2,150.00	6	2017	2018	3	8118375	48133	\$2,150.00	\$12.90	\$60.20	\$2,223.10	Office Equipment	1
BUILDINGS\OFFICE EQUIPMENT\OFFICE EQUIPMENT	TRIM EDMS Upgrade	\$10,818.83	6	2017	2018	3	8118377	48135	\$10,818.83	\$64.91	\$302.93	\$11,186.67	Office Equipment	1
BUILDINGS\OFFICE EQUIPMENT\OFFICE EQUIPMENT	Trips software Program	\$7,781.86	6	2017	2018	3	8118380	48138	\$7,781.86	\$46.69	\$217.89	\$8,046.44	Office Equipment	1
BUILDINGS\OFFICE EQUIPMENT\OFFICE EQUIPMENT	Epson DM1 Computer Projector (Respite)	\$1,057.50	6	2017	2018	3	8118381	48139	\$1,057.50	\$6.35	\$29.61	\$1,093.46	Office Equipment	1
BUILDINGS\OFFICE EQUIPMENT\OFFICE EQUIPMENT	Comms Cabinet HACC	\$3,200.00	6	2017	2018	3	8118384	48142	\$3,200.00	\$19.20	\$89.60	\$3,308.80	Office Equipment	1
BUILDINGS\OFFICE EQUIPMENT\OFFICE EQUIPMENT	Ezescan Imaging Software	\$2,400.00	6	2017	2018	3	8118385	48143	\$2,400.00	\$14.40	\$67.20	\$2,481.60	Office Equipment	1
BUILDINGS\OFFICE EQUIPMENT\OFFICE EQUIPMENT	3M Overhead Projector	\$679.00	6	2017	2018	3	8118386	48144	\$679.00	\$4.07	\$19.01	\$702.09	Office Equipment	1
BUILDINGS\OFFICE EQUIPMENT\OFFICE EQUIPMENT	Software - Water Billing Module	\$4,200.00	6	2017	2018	3	8118387	48145	\$4,200.00	\$25.20	\$117.60	\$4,342.80	Office Equipment	1
BUILDINGS\OFFICE EQUIPMENT\OFFICE EQUIPMENT	Cabling for Phone & Computer - Cat 5 Thin Ethernet Cable	\$12,308.35	6	2017	2018	3	8118388	48146	\$12,308.35	\$73.85	\$344.63	\$12,726.83	Office Equipment	1
BUILDINGS\OFFICE EQUIPMENT\OFFICE EQUIPMENT	Novapli Letter Folding Machine	\$2,034.34	6	2017	2018	3	8118389	48147	\$2,034.34	\$12.21	\$56.96	\$2,103.51	Office Equipment	1
BUILDINGS\OFFICE EQUIPMENT\OFFICE EQUIPMENT	Digital Cadastre Data - 11218 Legal Parcels - 2nd Inst	\$11,908.55	6	2017	2018	3	8118390	48148	\$11,908.55	\$71.45	\$333.44	\$12,313.44	Office Equipment	1

Model Category	Asset Name	Renewal Cost	Risk	Expiry Year	Funded Year	Condition	JRAKM S ID	Client ID	Renewal Need	Maintenance Need	Operations Need	Total Need	Treatment	Dimension 1
BUILDINGS\OFFICE EQUIPMENT\OFFICE EQUIPMENT	GPS - Garmin GPSII Plus Nav System	\$681.97	6	2017	2018	3	811839 1	4814 9	\$681.97	\$4.09	\$19.10	\$705.16	Office Equipment	1
BUILDINGS\OFFICE EQUIPMENT\OFFICE EQUIPMENT	Projector & Carry Case	\$7,380.57	6	2017	2018	3	811839 2	4815 0	\$7,380.57	\$44.28	\$206.66	\$7,631.51	Office Equipment	1
BUILDINGS\OFFICE EQUIPMENT\OFFICE EQUIPMENT	Shredder - Powershred 480 ST/Cut	\$2,573.45	6	2017	2018	3	811839 3	4815 1	\$2,573.45	\$15.44	\$72.06	\$2,660.95	Office Equipment	1
BUILDINGS\OFFICE EQUIPMENT\OFFICE EQUIPMENT	IT Networking Upgrade	\$51,687.00	6	2017	2018	3	811839 5	4815 3	\$51,687.00	\$310.12	\$1,447.24	\$53,444.36	Office Equipment	1
BUILDINGS\OFFICE EQUIPMENT\OFFICE EQUIPMENT	IT Corporate Software Systems	\$312,910.65	6	2017	2018	3	811839 6	4815 4	\$312,910.65	\$1,877.46	\$8,761.50	\$323,549.61	Office Equipment	1
BUILDINGS\OFFICE EQUIPMENT\OFFICE EQUIPMENT	RFS Canon IR2270 Photocopier	\$7,584.97	6	2017	2018	3	811839 7	4815 5	\$7,584.97	\$45.51	\$212.38	\$7,842.86	Office Equipment	1
LAND\COMMUNITY LAND\COMMUNITY LAND	Reserve 82678 - Public Rec Adaminaby 3536M - G/756677	\$38,300.00	6	2017	2018	3	811840 7	4816 5	\$38,300.00	\$1,915.00	\$10,838.90	\$51,053.90	Community Land	1
OTHER STRUCTURES\OTHER STRUCTURES\BUILDING	Toilet Block - Adaminaby Showground Public Res Toilet Block	\$15,000.00	6	2017	2018	3	811882 3	4858 7	\$15,000.00	\$90.00	\$420.00	\$15,510.00	Infrastructure: Other Structures	1
OTHER STRUCTURES\OTHER STRUCTURES\FIXTURES & FITTI	Hostel Courtyard Shade Structure	\$29,165.66	6	2017	2018	3	811887 2	4863 6	\$29,165.66	\$174.99	\$816.64	\$30,157.29	Infrastructure: Other Structures	1
OTHER STRUCTURES\OTHER STRUCTURES\BUILDING	Toilet Block - Claypits Jindabyne	\$120,000.00	6	2017	2018	3	811892 0	4868 4	\$120,000.00	\$720.00	\$3,360.00	\$124,080.00	Infrastructure: Other Structures	1
BUILDINGS\BUILDINGS SPECIALISED\BUILDING COMPLETE	Snowy River Health Centre (Super Clinic)	\$4,578,087.19	5	2015	2018	1	811798 6	4774 3	\$4,578,087.19	\$27,468.52	\$128,186.44	\$4,733,742.15	Buildings Specialised	1
BUILDINGS\BUILDINGS SPECIALISED\FIXTURES & FITTING	RFS Shed Dalgety Upgrade	\$153,000.00	5	2015	2018	1	811798 8	4774 5	\$153,000.00	\$918.00	\$4,284.00	\$158,202.00	Buildings Specialised	1
BUILDINGS\BUILDINGS NON-SPECIALISED\FIXTURES & FIT	Jindabyne Office Fitout - KNP Building	\$798.76	5	2072	2018	5	811789 6	4765 3	\$798.76	\$4.79	\$22.37	\$825.92	Buildings Non-Specialised	1
BUILDINGS\BUILDINGS NON-SPECIALISED\FIXTURES & FIT	HACC Office Fitout	\$0.01	5	2076	2018	5	811789 7	4765 4	\$0.01	\$0.00	\$0.00	\$0.01	Buildings Non-Specialised	1
BUILDINGS\BUILDINGS NON-SPECIALISED\FIXTURES & FIT	Jindabyne Office & Civic Centre Architectural Plans	\$0.01	5	2079	2018	5	811790 4	4766 1	\$0.01	\$0.00	\$0.00	\$0.01	Buildings Non-Specialised	1
BUILDINGS\BUILDINGS SPECIALISED\FIXTURES & FITTING	Berridale Aged Hostel - Security Screen Doors	\$0.01	5	2100	2018	5	811793 1	4768 8	\$0.01	\$0.00	\$0.00	\$0.01	Buildings Specialised	1
BUILDINGS\BUILDINGS SPECIALISED\BUILDING STRUCTURE	Jindabyne Memorial Hall - Incl. Flag Pole Blockwork - Iron Roof	\$1,540,848.21	5	2064	2018	5	811795 2	4770 9	\$1,540,848.21	\$9,245.09	\$43,143.75	\$1,593,237.05	Buildings Specialised	1
BUILDINGS\BUILDINGS SPECIALISED\FIXTURES & FITTING	Adaminaby School of Arts Stormwater	\$0.01	5	2060	2018	5	811795 6	4771 3	\$0.01	\$0.00	\$0.00	\$0.01	Buildings Specialised	1
BUILDINGS\BUILDINGS SPECIALISED\BUILDING ARTWORKS	Stage Curtains Adaminaby School of Arts	\$0.01	5	2062	2018	5	811795 9	4771 6	\$0.01	\$0.00	\$0.00	\$0.01	Buildings Specialised	1
BUILDINGS\BUILDINGS SPECIALISED\FIXTURES & FITTING	Computer Room Upgrade	\$0.01	5	2065	2018	5	811796 6	4772 3	\$0.01	\$0.00	\$0.00	\$0.01	Buildings Specialised	1
BUILDINGS\BUILDINGS SPECIALISED\FIXTURES & FITTING	Jindabyne Hall Architectural plans	\$0.01	5	2133	2018	5	811796 7	4772 4	\$0.01	\$0.00	\$0.00	\$0.01	Buildings Specialised	1
BUILDINGS\BUILDINGS SPECIALISED\BUILDING COMPLETE	Single Bay Bush Fire Radio Shed-VHF Relay Station - Coolamatong	\$25,000.00	5	2073	2018	5	811799 7	4775 4	\$25,000.00	\$150.00	\$700.00	\$25,850.00	Buildings Specialised	1
BUILDINGS\BUILDINGS SPECIALISED\BUILDING COMPLETE	Bush Fire Control Centre Single Bay Equipment - Coolamatong	\$15,000.00	5	2028	2018	5	811799 8	4775 5	\$15,000.00	\$90.00	\$420.00	\$15,510.00	Buildings Specialised	1
BUILDINGS\BUILDINGS SPECIALISED\BUILDING COMPLETE	Single Bay Bush Fire Shed - East Jindabyne	\$20,000.00	5	2113	2018	5	811800 3	4776 0	\$20,000.00	\$120.00	\$560.00	\$20,680.00	Buildings Specialised	1
BUILDINGS\BUILDINGS SPECIALISED\BUILDING COMPLETE	Single Bay Bush Fire Shed - Ingebyra	\$20,000.00	5	2063	2018	5	811800 6	4776 3	\$20,000.00	\$120.00	\$560.00	\$20,680.00	Buildings Specialised	1
BUILDINGS\BUILDINGS SPECIALISED\BUILDING COMPLETE	Single Bay Bush Fire Shed - Abington Park	\$20,000.00	5	2067	2018	5	811800 7	4776 4	\$20,000.00	\$120.00	\$560.00	\$20,680.00	Buildings Specialised	1
BUILDINGS\FURNITURE & FITTINGS\FURNITURE	Hostel Beds (4)	\$1,887.28	5	2044	2018	5	811821 4	4797 2	\$1,887.28	\$11.32	\$52.84	\$1,951.45	Furniture & Fittings	1
BUILDINGS\FURNITURE & FITTINGS\FIXTURES & FITTINGS	Furniture Fittings and Equipment	\$19,720.18	5	2089	2018	5	811823 6	4799 4	\$19,720.18	\$118.32	\$552.17	\$20,390.67	Furniture & Fittings	1
BUILDINGS\FURNITURE & FITTINGS\FURNITURE	Administration Furniture (From Recon)	\$5,400.76	5	2098	2018	5	811824 0	4799 8	\$5,400.76	\$32.40	\$151.22	\$5,584.39	Furniture & Fittings	1
BUILDINGS\FURNITURE & FITTINGS\FIXTURES & FITTINGS	Adaminaby Pool Shade Structures	\$11,985.00	5	2105	2018	5	811826 7	4802 5	\$11,985.00	\$71.91	\$335.58	\$12,392.49	Furniture & Fittings	1



Model Category	Asset Name	Renewal Cost	Risk	Expiry Year	Funded Year	Condition	JRAKMS ID	Client ID	Renewal Need	Maintenance Need	Operations Need	Total Need	Treatment	Dimension 1
BUILDINGS\FURNITURE & FITTINGS\FIXTURES & FITTINGS	Dishwasher Hostel	\$3,976.70	4	2016	2018	1	811827	4803	\$3,976.70	\$23.86	\$111.35	\$4,111.91	Furniture & Fittings	1
BUILDINGS\BUILDINGS NON-SPECIALISED\BUILDING COMPL	Clock Tower Offices Rock Faced Rock Faced Blockwrk - Galv Roof - C	\$200,000.00	4	2018	2018	1	811789	4765	\$200,000.00	\$1,200.00	\$5,600.00	\$206,800.00	Buildings Non-Specialised	1
<b>Total 2018</b>		<b>\$26,934,376.29</b>							<b>\$26,934,376.29</b>	<b>\$163,726.15</b>	<b>\$766,448.28</b>	<b>\$27,864,550.71</b>		
BUILDINGS\FURNITURE & FITTINGS\FIXTURES & FITTINGS	JHP 13 Roller Blinds	\$14,181.82	5.9148	2019	2019	4	811828	4804	\$14,181.82	\$85.09	\$397.09	\$14,664.00	Furniture & Fittings	1
BUILDINGS\FURNITURE & FITTINGS\FURNITURE	Wentworth 2 Seat Lounge x 12	\$7,500.00	5.9148	2019	2019	4	811828	4804	\$7,500.00	\$45.00	\$210.00	\$7,755.00	Furniture & Fittings	1
BUILDINGS\FURNITURE & FITTINGS\FURNITURE	Blinds and Curtains for Cabins	\$9,745.45	5.9148	2019	2019	4	811828	4804	\$9,745.45	\$58.47	\$272.87	\$10,076.80	Furniture & Fittings	1
BUILDINGS\FURNITURE & FITTINGS\FURNITURE	Stationary Cupboard	\$1,250.00	5.9148	2019	2019	4	811829	4804	\$1,250.00	\$7.50	\$35.00	\$1,292.50	Furniture & Fittings	1
BUILDINGS\FURNITURE & FITTINGS\FIXTURES & FITTINGS	Roller Blinds	\$9,818.18	5.9148	2019	2019	4	811829	4804	\$9,818.18	\$58.91	\$274.91	\$10,152.00	Furniture & Fittings	1
BUILDINGS\FURNITURE & FITTINGS\FIXTURES & FITTINGS	Carpet in Games Room	\$1,824.55	5.9148	2019	2019	4	811829	4805	\$1,824.55	\$10.95	\$51.09	\$1,886.58	Furniture & Fittings	1
BUILDINGS\FURNITURE & FITTINGS\FURNITURE	TV HD Plasma in Games Room	\$2,654.55	5.9148	2019	2019	4	811829	4805	\$2,654.55	\$15.93	\$74.33	\$2,744.80	Furniture & Fittings	1
BUILDINGS\FURNITURE & FITTINGS\FURNITURE	Electric Hospital Bed	\$2,949.75	5.9148	2019	2019	4	811829	4805	\$2,949.75	\$17.70	\$82.59	\$3,050.04	Furniture & Fittings	1
BUILDINGS\FURNITURE & FITTINGS\FURNITURE	Office Furniture - Neighbourhood Centre	\$2,505.00	5.9148	2019	2019	4	811830	4805	\$2,505.00	\$15.03	\$70.14	\$2,590.17	Furniture & Fittings	1
BUILDINGS\BUILDINGS SPECIALISED\BUILDING COMPLETE	JHP - Manager's Residence 2 Storey - Asbestos Sheet - Timber Fram	\$347,000.00	5.61	2019	2019	4	811793	4769	\$347,000.00	\$2,082.00	\$9,716.00	\$358,798.00	Buildings Specialised	1
BUILDINGS\OFFICE EQUIPMENT\OFFICE EQUIPMENT	Campaq Presario Laptop	\$1,279.04	1.0836	2019	2019	3	811835	4811	\$1,279.04	\$7.67	\$35.81	\$1,322.53	Office Equipment	1
OTHER STRUCTURES\OTHER STRUCTURES\FIXTURES & FITTINGS	Emergency Assembly Refuse Snowy River Hostel	\$5,344.52	0.7752	2019	2019	3	811886	4863	\$5,344.52	\$32.07	\$149.65	\$5,526.23	Infrastructure: Other Structures	1
BUILDINGS\BUILDINGS SPECIALISED\BUILDING ROOF	JHP - Cabin Reroofing (X15) Colourbond	\$0.01	0.025	2019	2019	1	811794	4769	\$0.01	\$0.00	\$0.00	\$0.01	Buildings Specialised	1
BUILDINGS\BUILDINGS SPECIALISED\BUILDING COMPLETE	RFS Shed Berridale	\$143,000.00	0.025	2019	2019	1	811798	4774	\$143,000.00	\$858.00	\$4,004.00	\$147,862.00	Buildings Specialised	1
BUILDINGS\FURNITURE & FITTINGS\ARTWORKS	Aerial Photographs of Each Town in Shire	\$2,058.00	0.025	2019	2019	1	811822	4798	\$2,058.00	\$12.35	\$57.62	\$2,127.97	Furniture & Fittings	1
BUILDINGS\FURNITURE & FITTINGS\OFFICE EQUIPMENT	Microfilm Aperture Cards - DP&S Plans	\$5,787.20	0.025	2019	2019	1	811823	4799	\$5,787.20	\$34.72	\$162.04	\$5,983.96	Furniture & Fittings	1
BUILDINGS\OFFICE EQUIPMENT\OFFICE EQUIPMENT	Orana Aged Care Software	\$5,490.91	0.015	2019	2019	1	811834	4810	\$5,490.91	\$32.95	\$153.75	\$5,677.60	Office Equipment	1
BUILDINGS\OFFICE EQUIPMENT\OFFICE EQUIPMENT	Desktop Computer, Printer & Win 7 - Neighbourhood Ctr	\$1,931.83	0.015	2019	2019	1	811835	4811	\$1,931.83	\$11.59	\$54.09	\$1,997.51	Office Equipment	1
BUILDINGS\OFFICE EQUIPMENT\OFFICE EQUIPMENT	Dell R720 Server - Snowy River Health Centre	\$14,450.00	0.015	2019	2019	1	811835	4811	\$14,450.00	\$86.70	\$404.60	\$14,941.30	Office Equipment	1
BUILDINGS\OFFICE EQUIPMENT\OFFICE EQUIPMENT	Electronic Whiteboard Panasonic KXB735	\$3,264.51	0.015	2019	2019	1	811839	4815	\$3,264.51	\$19.59	\$91.41	\$3,375.50	Office Equipment	1
OTHER STRUCTURES\OTHER STRUCTURES\BUILDING	Toilet Block - Dalgety Double Brick - Colourbond Roof	\$52,000.00	0.015	2019	2019	1	811882	4858	\$52,000.00	\$312.00	\$1,456.00	\$53,768.00	Infrastructure: Other Structures	1
OTHER STRUCTURES\OTHER STRUCTURES\BUILDING	Toilet Block - Lions Park Jindabyne Brick - Tile Roof - Concrete F	\$59,278.00	0.015	2019	2019	1	811882	4858	\$59,278.00	\$355.67	\$1,659.78	\$61,293.45	Infrastructure: Other Structures	1
OTHER STRUCTURES\OTHER STRUCTURES\FIXTURES & FITTINGS	Snowy River Hostel - Rear Fence 50% with F Pascoe - Colourbond	\$1,885.85	0.015	2019	2019	1	811887	4863	\$1,885.85	\$11.32	\$52.80	\$1,949.97	Infrastructure: Other Structures	1
<b>Total 2019</b>		<b>\$695,199.17</b>							<b>\$695,199.17</b>	<b>\$4,171.20</b>	<b>\$19,465.58</b>	<b>\$718,835.94</b>		
OTHER STRUCTURES\OPEN SPACES\PUBLIC ART	Monument 01	\$1,013.00	5.8982	2020	2020	4	810608	3321	\$1,013.00	\$6.08	\$28.36	\$1,047.44	Infrastructure: Other Structures	1
OTHER STRUCTURES\OPEN SPACES\PUBLIC ART	Monument 01 - Plaque	\$1,013.00	5.8982	2020	2020	4	810609	3321	\$1,013.00	\$6.08	\$28.36	\$1,047.44	Infrastructure: Other Structures	1
OTHER STRUCTURES\OPEN SPACES\PUBLIC ART	Monument 02 - Bredbo Village	\$1,013.00	5.8982	2020	2020	4	810610	3322	\$1,013.00	\$6.08	\$28.36	\$1,047.44	Infrastructure: Other Structures	1

Model Category	Asset Name	Renewal Cost	Risk	Expiry Year	Funded Year	Condition	JRAKM S ID	Client ID	Renewal Need	Maintenance Need	Operations Need	Total Need	Treatment	Dimension 1
OTHER STRUCTURES\OPEN SPACES\PUBLIC ART	Monument 02 - War	\$30,390.00	5.8982	2020	2020	4	8106105	33227	\$30,390.00	\$182.34	\$850.92	\$31,423.26	Infrastructure: Other Structures	1
BUILDINGS\BUILDINGS SPECIALISED\BUILDING FLOOR	Floor Coverings	\$310.16	3.8872	2020	2020	4	8103041	30104	\$310.16	\$1.86	\$8.68	\$320.71	Buildings Specialised	1
BUILDINGS\BUILDINGS SPECIALISED\BUILDING FLOOR	Floor Coverings	\$1,400.00	3.8872	2020	2020	4	8103044	30107	\$1,400.00	\$8.40	\$39.20	\$1,447.60	Buildings Specialised	1
BUILDINGS\BUILDINGS NON-SPECIALISED\BUILDING ROOF	Roof	\$34,100.00	2.7334	2020	2020	4	8102488	29518	\$34,100.00	\$204.60	\$954.80	\$35,259.40	Buildings Non-Specialised	1
BUILDINGS\BUILDINGS NON-SPECIALISED\BUILDING ROOF	Roof	\$45,400.00	2.7334	2020	2020	4	8102489	29519	\$45,400.00	\$272.40	\$1,271.20	\$46,943.60	Buildings Non-Specialised	1
BUILDINGS\BUILDINGS NON-SPECIALISED\BUILDING ROOF	Roof	\$283,548.00	2.7334	2020	2020	4	8102561	29593	\$283,548.00	\$1,701.29	\$7,939.34	\$293,188.63	Buildings Non-Specialised	1
BUILDINGS\BUILDINGS NON-SPECIALISED\BUILDING ROOF	Roof	\$249,800.00	2.7334	2020	2020	4	8102564	29596	\$249,800.00	\$1,498.80	\$6,994.40	\$258,293.20	Buildings Non-Specialised	1
BUILDINGS\OFFICE EQUIPMENT\OFFICE EQUIPMENT	Itron Handheld FC300 Meter Reader	\$11,064.29	0.7291	2020	2020	4	8118379	48137	\$11,064.29	\$66.39	\$309.80	\$11,440.48	Office Equipment	1
OTHER STRUCTURES\OPEN SPACES\PUBLIC ART	Monument 01	\$1,823.40	0.2641	2020	2020	4	8106087	33208	\$1,823.40	\$10.94	\$51.06	\$1,885.40	Infrastructure: Other Structures	1
OTHER STRUCTURES\OPEN SPACES\PUBLIC ART	Monument 01	\$15,195.00	0.2641	2020	2020	4	8106088	33209	\$15,195.00	\$91.17	\$425.46	\$15,711.63	Infrastructure: Other Structures	1
OTHER STRUCTURES\OPEN SPACES\PUBLIC ART	Monument 01 - Seat	\$1,013.00	0.2641	2020	2020	4	8106098	33220	\$1,013.00	\$6.08	\$28.36	\$1,047.44	Infrastructure: Other Structures	1
OTHER STRUCTURES\OPEN SPACES\PUBLIC ART	Monument 02 - Aviation	\$20,260.00	0.2641	2020	2020	4	8106099	33221	\$20,260.00	\$121.56	\$567.28	\$20,948.84	Infrastructure: Other Structures	1
OTHER STRUCTURES\OPEN SPACES\PUBLIC ART	Monument 02 - Commemorative Wall	\$31,111.73	0.2641	2020	2020	4	8106101	33223	\$31,111.73	\$186.67	\$871.13	\$32,169.53	Infrastructure: Other Structures	2
OTHER STRUCTURES\OPEN SPACES\PUBLIC ART	Monument 02 - Seat	\$1,013.00	0.2641	2020	2020	4	8106103	33225	\$1,013.00	\$6.08	\$28.36	\$1,047.44	Infrastructure: Other Structures	1
OTHER STRUCTURES\OPEN SPACES\PUBLIC ART	Monument 03 - Entrance	\$1,013.00	0.2641	2020	2020	4	8106106	33228	\$1,013.00	\$6.08	\$28.36	\$1,047.44	Infrastructure: Other Structures	1
OTHER STRUCTURES\OPEN SPACES\PUBLIC ART	Monument 03 - Mosaic Wall 01	\$6,746.58	0.2641	2020	2020	4	8106107	33229	\$6,746.58	\$40.48	\$188.90	\$6,975.96	Infrastructure: Other Structures	1
OTHER STRUCTURES\OPEN SPACES\PUBLIC ART	Monument 03 - Mosaic Wall 02	\$6,746.58	0.2641	2020	2020	4	8106108	33230	\$6,746.58	\$40.48	\$188.90	\$6,975.96	Infrastructure: Other Structures	1
OTHER STRUCTURES\OPEN SPACES\PUBLIC ART	Monument 03 - Mosaic Wall 03	\$6,746.58	0.2641	2020	2020	4	8106109	33231	\$6,746.58	\$40.48	\$188.90	\$6,975.96	Infrastructure: Other Structures	1
OTHER STRUCTURES\OPEN SPACES\PUBLIC ART	Monument 03 - Mosaic Wall 04	\$6,746.58	0.2641	2020	2020	4	8106110	33232	\$6,746.58	\$40.48	\$188.90	\$6,975.96	Infrastructure: Other Structures	1
OTHER STRUCTURES\OPEN SPACES\PUBLIC ART	Monument 03 - Seat Parris	\$1,013.00	0.2641	2020	2020	4	8106111	33234	\$1,013.00	\$6.08	\$28.36	\$1,047.44	Infrastructure: Other Structures	1
OTHER STRUCTURES\OPEN SPACES\PUBLIC ART	Monument 04 - Seat Probus	\$1,013.00	0.2641	2020	2020	4	8106112	33235	\$1,013.00	\$6.08	\$28.36	\$1,047.44	Infrastructure: Other Structures	1
OTHER STRUCTURES\OPEN SPACES\PUBLIC ART	Monument 05 - Cooma Monaro Servicemen	\$1,013.00	0.2641	2020	2020	4	8106115	33238	\$1,013.00	\$6.08	\$28.36	\$1,047.44	Infrastructure: Other Structures	1
OTHER STRUCTURES\OPEN SPACES\PUBLIC ART	Monument 06 - Canon	\$30,390.00	0.2641	2020	2020	4	8106117	33240	\$30,390.00	\$182.34	\$850.92	\$31,423.26	Infrastructure: Other Structures	1
OTHER STRUCTURES\OPEN SPACES\PUBLIC ART	Monument 10 - Service Women	\$1,013.00	0.2641	2020	2020	4	8106121	33244	\$1,013.00	\$6.08	\$28.36	\$1,047.44	Infrastructure: Other Structures	1
OTHER STRUCTURES\OPEN SPACES\PUBLIC ART	Monument 11 - Monaghan R Hayes	\$1,013.00	0.2641	2020	2020	4	8106122	33245	\$1,013.00	\$6.08	\$28.36	\$1,047.44	Infrastructure: Other Structures	1
OTHER STRUCTURES\OPEN SPACES\PUBLIC ART	Monument 12 - Main Walls	\$2,457.54	0.2641	2020	2020	4	8106123	33246	\$2,457.54	\$14.75	\$68.81	\$2,541.10	Infrastructure: Other Structures	1
OTHER STRUCTURES\OPEN SPACES\PUBLIC ART	Monument 13 - Tower	\$1,013.00	0.2641	2020	2020	4	8106124	33247	\$1,013.00	\$6.08	\$28.36	\$1,047.44	Infrastructure: Other Structures	1
OTHER STRUCTURES\OPEN SPACES\PUBLIC ART	Monument 14 - Sculpture	\$15,195.00	0.2641	2020	2020	4	8106125	33248	\$15,195.00	\$91.17	\$425.46	\$15,711.63	Infrastructure: Other Structures	1
OTHER STRUCTURES\OTHER STRUCTURES\FURNITURE	Sign 01 - Caution	\$1,519.50	0.2641	2020	2020	4	8106614	33830	\$1,519.50	\$9.12	\$42.55	\$1,571.16	Infrastructure: Other Structures	1
OTHER STRUCTURES\OTHER STRUCTURES\FURNITURE	Sign 02 - Caution	\$1,519.50	0.2641	2020	2020	4	8106615	33831	\$1,519.50	\$9.12	\$42.55	\$1,571.16	Infrastructure: Other Structures	1

Model Category	Asset Name	Renewal Cost	Risk	Expiry Year	Funded Year	Condition	JRAKM S ID	Client ID	Renewal Need	Maintenance Need	Operations Need	Total Need	Treatment	Dimension 1
OTHER STRUCTURES\OTHER STRUCTURES\FURNITURE	Sign 03 - Kiosk	\$222.86	0.26 41	2020	2020	4	810661 6	3383 2	\$222.86	\$1.34	\$6.24	\$230.44	Infrastructure: Other Structures	1
OTHER STRUCTURES\OTHER STRUCTURES\FURNITURE	Sign 08 - Council Fees	\$151.95	0.26 41	2020	2020	4	810662 1	3383 7	\$151.95	\$0.91	\$4.25	\$157.12	Infrastructure: Other Structures	1
OTHER STRUCTURES\OTHER STRUCTURES\FURNITURE	Sign 10 - Footrot Area	\$1,519.50	0.26 41	2020	2020	4	810662 3	3383 9	\$1,519.50	\$9.12	\$42.55	\$1,571.16	Infrastructure: Other Structures	1
OTHER STRUCTURES\OTHER STRUCTURES\FURNITURE	Sign 14 - No Public Access	\$151.95	0.26 41	2020	2020	4	810662 7	3384 3	\$151.95	\$0.91	\$4.25	\$157.12	Infrastructure: Other Structures	1
OTHER STRUCTURES\OTHER STRUCTURES\FURNITURE	Sign 19 - Staff Only	\$151.95	0.26 41	2020	2020	4	810663 2	3384 8	\$151.95	\$0.91	\$4.25	\$157.12	Infrastructure: Other Structures	1
OTHER STRUCTURES\OTHER STRUCTURES\OTHER INFRASTRUC	Fire Hose Pole	\$6,584.50	0.26 41	2020	2020	4	810666 1	3387 7	\$6,584.50	\$39.51	\$184.37	\$6,808.37	Infrastructure: Other Structures	1
OTHER STRUCTURES\OTHER STRUCTURES\OTHER INFRASTRUC	Hose Pole	\$6,584.50	0.26 41	2020	2020	4	810666 3	3387 9	\$6,584.50	\$39.51	\$184.37	\$6,808.37	Infrastructure: Other Structures	1
OTHER STRUCTURES\OTHER STRUCTURES\OTHER INFRASTRUC	Hose Pole	\$6,584.50	0.26 41	2020	2020	4	810666 4	3388 0	\$6,584.50	\$39.51	\$184.37	\$6,808.37	Infrastructure: Other Structures	1
OTHER STRUCTURES\OTHER STRUCTURES\FURNITURE	Sign 01	\$506.50	0.26 41	2020	2020	4	810667 1	3388 7	\$506.50	\$3.04	\$14.18	\$523.72	Infrastructure: Other Structures	1
OTHER STRUCTURES\OTHER STRUCTURES\FURNITURE	Sign 05 - NSW Rural Fire Service	\$506.50	0.26 41	2020	2020	4	810667 8	3389 4	\$506.50	\$3.04	\$14.18	\$523.72	Infrastructure: Other Structures	1
OTHER STRUCTURES\OTHER STRUCTURES\FURNITURE	Sign 06 - Cooma Rural Fire Brigade	\$506.50	0.26 41	2020	2020	4	810667 9	3389 5	\$506.50	\$3.04	\$14.18	\$523.72	Infrastructure: Other Structures	1
OTHER STRUCTURES\OTHER STRUCTURES\FURNITURE	Sign 01 - Shed 1	\$506.50	0.26 41	2020	2020	4	810668 1	3389 7	\$506.50	\$3.04	\$14.18	\$523.72	Infrastructure: Other Structures	1
OTHER STRUCTURES\OTHER STRUCTURES\LIGHTING	Light 01 - Washbay	\$6,078.00	0.26 41	2020	2020	4	810671 0	3392 7	\$6,078.00	\$36.47	\$170.18	\$6,284.65	Infrastructure: Other Structures	1
OTHER STRUCTURES\OTHER STRUCTURES\LIGHTING	Light 03	\$3,039.00	0.26 41	2020	2020	4	810671 2	3392 9	\$3,039.00	\$18.23	\$85.09	\$3,142.33	Infrastructure: Other Structures	1
OTHER STRUCTURES\OTHER STRUCTURES\LIGHTING	Light 04	\$3,039.00	0.26 41	2020	2020	4	810671 3	3393 0	\$3,039.00	\$18.23	\$85.09	\$3,142.33	Infrastructure: Other Structures	1
OTHER STRUCTURES\OTHER STRUCTURES\FURNITURE	Sign 01 - Main	\$506.50	0.26 41	2020	2020	4	810672 3	3394 3	\$506.50	\$3.04	\$14.18	\$523.72	Infrastructure: Other Structures	1
OTHER STRUCTURES\OTHER STRUCTURES\FURNITURE	Sign 02 - History	\$810.40	0.26 41	2020	2020	4	810672 4	3394 4	\$810.40	\$4.86	\$22.69	\$837.95	Infrastructure: Other Structures	1
OTHER STRUCTURES\OTHER STRUCTURES\FURNITURE	Flagpole	\$1,757.55	0.26 41	2020	2020	4	810674 3	3396 5	\$1,757.55	\$10.55	\$49.21	\$1,817.31	Infrastructure: Other Structures	1
OTHER STRUCTURES\OTHER STRUCTURES\FURNITURE	Flagpole 01	\$1,757.55	0.26 41	2020	2020	4	810674 4	3396 6	\$1,757.55	\$10.55	\$49.21	\$1,817.31	Infrastructure: Other Structures	1
OTHER STRUCTURES\OTHER STRUCTURES\OTHER INFRASTRUC	Shadecloth 01	\$3,545.50	0.26 41	2020	2020	4	810675 1	3397 3	\$3,545.50	\$21.27	\$99.27	\$3,666.05	Infrastructure: Other Structures	1
OTHER STRUCTURES\OTHER STRUCTURES\OTHER INFRASTRUC	Shadecloth 02	\$3,545.50	0.26 41	2020	2020	4	810675 2	3397 4	\$3,545.50	\$21.27	\$99.27	\$3,666.05	Infrastructure: Other Structures	1
OTHER STRUCTURES\OTHER STRUCTURES\FURNITURE	Sign 01	\$303.90	0.26 41	2020	2020	4	810675 6	3397 8	\$303.90	\$1.82	\$8.51	\$314.23	Infrastructure: Other Structures	1
OTHER STRUCTURES\OTHER STRUCTURES\FURNITURE	Bollard 01	\$419.38	0.26 41	2020	2020	4	810677 6	3400 5	\$419.38	\$2.52	\$11.74	\$433.64	Infrastructure: Other Structures	1
OTHER STRUCTURES\OTHER STRUCTURES\FURNITURE	Bollard 02	\$419.38	0.26 41	2020	2020	4	810677 7	3400 6	\$419.38	\$2.52	\$11.74	\$433.64	Infrastructure: Other Structures	1
OTHER STRUCTURES\OTHER STRUCTURES\FURNITURE	Bollard 03	\$419.38	0.26 41	2020	2020	4	810677 8	3400 7	\$419.38	\$2.52	\$11.74	\$433.64	Infrastructure: Other Structures	1
OTHER STRUCTURES\OTHER STRUCTURES\FURNITURE	Bollard 04	\$419.38	0.26 41	2020	2020	4	810677 9	3400 8	\$419.38	\$2.52	\$11.74	\$433.64	Infrastructure: Other Structures	1
OTHER STRUCTURES\OTHER STRUCTURES\FURNITURE	Bollard 05	\$419.38	0.26 41	2020	2020	4	810678 0	3400 9	\$419.38	\$2.52	\$11.74	\$433.64	Infrastructure: Other Structures	1
OTHER STRUCTURES\OTHER STRUCTURES\FURNITURE	Bollard 06	\$419.38	0.26 41	2020	2020	4	810678 1	3401 0	\$419.38	\$2.52	\$11.74	\$433.64	Infrastructure: Other Structures	1
OTHER STRUCTURES\OTHER STRUCTURES\FURNITURE	Bollard 07	\$419.38	0.26 41	2020	2020	4	810678 2	3401 1	\$419.38	\$2.52	\$11.74	\$433.64	Infrastructure: Other Structures	1
OTHER STRUCTURES\OTHER STRUCTURES\FURNITURE	Bollard 08	\$419.38	0.26 41	2020	2020	4	810678 3	3401 2	\$419.38	\$2.52	\$11.74	\$433.64	Infrastructure: Other Structures	1

Model Category	Asset Name	Renewal Cost	Risk	Expiry Year	Funded Year	Condition	JRAKMS ID	Client ID	Renewal Need	Maintenance Need	Operations Need	Total Need	Treatment	Dimension 1
OTHER STRUCTURES\OTHER STRUCTURES\FURNITURE	Bollard 09	\$419.38	0.26 41	2020	2020	4	810678 4	3401 3	\$419.38	\$2.52	\$11.74	\$433.64	Infrastructure: Other Structures	1
OTHER STRUCTURES\OTHER STRUCTURES\FURNITURE	Bollard 10	\$419.38	0.26 41	2020	2020	4	810678 5	3401 4	\$419.38	\$2.52	\$11.74	\$433.64	Infrastructure: Other Structures	1
OTHER STRUCTURES\OTHER STRUCTURES\FURNITURE	Bollard 11	\$419.38	0.26 41	2020	2020	4	810678 6	3401 5	\$419.38	\$2.52	\$11.74	\$433.64	Infrastructure: Other Structures	1
OTHER STRUCTURES\OTHER STRUCTURES\FURNITURE	Bollard 12	\$419.38	0.26 41	2020	2020	4	810678 7	3401 6	\$419.38	\$2.52	\$11.74	\$433.64	Infrastructure: Other Structures	1
OTHER STRUCTURES\OTHER STRUCTURES\FURNITURE	Bollard 13	\$419.38	0.26 41	2020	2020	4	810678 8	3401 7	\$419.38	\$2.52	\$11.74	\$433.64	Infrastructure: Other Structures	1
OTHER STRUCTURES\OTHER STRUCTURES\FURNITURE	Bollard 14	\$419.38	0.26 41	2020	2020	4	810678 9	3401 8	\$419.38	\$2.52	\$11.74	\$433.64	Infrastructure: Other Structures	1
OTHER STRUCTURES\OTHER STRUCTURES\FURNITURE	Bollard 15	\$419.38	0.26 41	2020	2020	4	810679 0	3401 9	\$419.38	\$2.52	\$11.74	\$433.64	Infrastructure: Other Structures	1
OTHER STRUCTURES\OTHER STRUCTURES\FURNITURE	Bollard 16	\$419.38	0.26 41	2020	2020	4	810679 1	3402 0	\$419.38	\$2.52	\$11.74	\$433.64	Infrastructure: Other Structures	1
OTHER STRUCTURES\OTHER STRUCTURES\FURNITURE	Bollard 17	\$419.38	0.26 41	2020	2020	4	810679 2	3402 1	\$419.38	\$2.52	\$11.74	\$433.64	Infrastructure: Other Structures	1
OTHER STRUCTURES\OTHER STRUCTURES\FURNITURE	Flagpole 01	\$1,757.55	0.26 41	2020	2020	4	810680 1	3403 0	\$1,757.55	\$10.55	\$49.21	\$1,817.31	Infrastructure: Other Structures	1
OTHER STRUCTURES\OTHER STRUCTURES\LIGHTING	Light 01	\$3,039.00	0.26 41	2020	2020	4	810681 0	3403 9	\$3,039.00	\$18.23	\$85.09	\$3,142.33	Infrastructure: Other Structures	1
OTHER STRUCTURES\OTHER STRUCTURES\LIGHTING	Light 02	\$3,039.00	0.26 41	2020	2020	4	810681 1	3404 0	\$3,039.00	\$18.23	\$85.09	\$3,142.33	Infrastructure: Other Structures	1
OTHER STRUCTURES\OTHER STRUCTURES\LIGHTING	Light 03	\$3,039.00	0.26 41	2020	2020	4	810681 2	3404 1	\$3,039.00	\$18.23	\$85.09	\$3,142.33	Infrastructure: Other Structures	1
OTHER STRUCTURES\OTHER STRUCTURES\LIGHTING	Light 04	\$3,039.00	0.26 41	2020	2020	4	810681 3	3404 2	\$3,039.00	\$18.23	\$85.09	\$3,142.33	Infrastructure: Other Structures	1
OTHER STRUCTURES\OTHER STRUCTURES\LIGHTING	Light 05	\$3,039.00	0.26 41	2020	2020	4	810681 4	3404 3	\$3,039.00	\$18.23	\$85.09	\$3,142.33	Infrastructure: Other Structures	1
BUILDINGS\FURNITURE & FITTINGS\FURNITURE	10 Chairs Black Chrome Sled Base	\$1,100.00	0.17 6	2020	2020	4	811829 7	4805 5	\$1,100.00	\$6.60	\$30.80	\$1,137.40	Furniture & Fittings	1
BUILDINGS\FURNITURE & FITTINGS\FURNITURE	Shelving - Small Plant	\$1,060.00	0.17 6	2020	2020	4	811829 8	4805 6	\$1,060.00	\$6.36	\$29.68	\$1,096.04	Furniture & Fittings	1
BUILDINGS\FURNITURE & FITTINGS\FURNITURE	Shelving - Oil Store	\$1,060.00	0.17 6	2020	2020	4	811829 9	4805 7	\$1,060.00	\$6.36	\$29.68	\$1,096.04	Furniture & Fittings	1
BUILDINGS\FURNITURE & FITTINGS\FIXTURES & FITTINGS	JHP Carpet in Drying Room	\$2,674.55	0.17 6	2020	2020	4	811830 1	4806 9	\$2,674.55	\$16.05	\$74.89	\$2,765.48	Furniture & Fittings	1
BUILDINGS\FURNITURE & FITTINGS\FIXTURES & FITTINGS	JHP 2 Cedar Venetians	\$1,181.82	0.17 6	2020	2020	4	811830 2	4806 0	\$1,181.82	\$7.09	\$33.09	\$1,222.00	Furniture & Fittings	1
BUILDINGS\FURNITURE & FITTINGS\FURNITURE	JHP Storage Units for Linen x 7	\$5,494.86	0.17 6	2020	2020	4	811830 3	4806 1	\$5,494.86	\$32.97	\$153.86	\$5,681.69	Furniture & Fittings	1
BUILDINGS\FURNITURE & FITTINGS\FURNITURE	JHP 8 x 20in LCD HD TV	\$2,619.64	0.17 6	2020	2020	4	811830 4	4806 2	\$2,619.64	\$15.72	\$73.35	\$2,708.71	Furniture & Fittings	1
BUILDINGS\FURNITURE & FITTINGS\FIXTURES & FITTINGS	Hostel Curtains and Tracks	\$8,284.00	0.17 6	2020	2020	4	811830 5	4806 3	\$8,284.00	\$49.70	\$231.95	\$8,565.66	Furniture & Fittings	1
BUILDINGS\FURNITURE & FITTINGS\FURNITURE	Dementia Day Room Furnishings	\$7,381.82	0.17 6	2020	2020	4	811830 6	4806 4	\$7,381.82	\$44.29	\$206.69	\$7,632.80	Furniture & Fittings	1
BUILDINGS\FURNITURE & FITTINGS\FURNITURE	Desk Hutch Storage Cupboard	\$1,750.00	0.17 6	2020	2020	4	811830 7	4806 5	\$1,750.00	\$10.50	\$49.00	\$1,809.50	Furniture & Fittings	1
BUILDINGS\FURNITURE & FITTINGS\FURNITURE	JHP Tables & Chairs for BBQ area	\$4,530.00	0.17 6	2020	2020	4	811830 8	4806 6	\$4,530.00	\$27.18	\$126.84	\$4,684.02	Furniture & Fittings	1
BUILDINGS\FURNITURE & FITTINGS\FURNITURE	JHP Linen Room Shelving	\$3,800.00	0.17 6	2020	2020	4	811830 9	4806 7	\$3,800.00	\$22.80	\$106.40	\$3,929.20	Furniture & Fittings	1
BUILDINGS\FURNITURE & FITTINGS\FIXTURES & FITTINGS	Carpet Tiles & Vinyl Flooring Child Care	\$15,854.55	0.17 6	2020	2020	4	811831 0	4806 8	\$15,854.55	\$95.13	\$443.93	\$16,393.60	Furniture & Fittings	1
BUILDINGS\OFFICE EQUIPMENT\OFFICE EQUIPMENT	VJHP Vostro Desktop Computer	\$1,009.34	0.17 6	2020	2020	4	811835 3	4811 1	\$1,009.34	\$6.06	\$28.26	\$1,043.66	Office Equipment	1
BUILDINGS\OFFICE EQUIPMENT\OFFICE EQUIPMENT	Software - Veeam Management Suite	\$7,000.00	0.17 6	2020	2020	4	811837 6	4813 4	\$7,000.00	\$42.00	\$196.00	\$7,238.00	Office Equipment	1

Model Category	Asset Name	Renewal Cost	Risk	Expiry Year	Funded Year	Condition	JRAKM S ID	Client ID	Renewal Need	Maintenance Need	Operations Need	Total Need	Treatment	Dimension 1
LAND\COMMUNITY LAND\COMMUNITY LAND	Vacant land - Crown Land - SRSC Trustees 1145M - 1/92/28950	\$12,500.00	0.17	2020	2020	4	8118405	48163	\$12,500.00	\$625.00	\$3,537.50	\$16,662.50	Community Land	1
LAND\COMMUNITY LAND\COMMUNITY LAND	Public Reserve Adaminaby /756722	\$0.01	0.17	2020	2020	4	8118409	48167	\$0.01	\$0.00	\$0.00	\$0.01	Community Land	1
OTHER STRUCTURES\OTHER STRUCTURES\BUILDING	JHP - Reclad Plant Garage/Storage	\$8,128.81	0.17	2020	2020	4	8118827	48591	\$8,128.81	\$48.77	\$227.61	\$8,405.19	Infrastructure: Other Structures	1
OTHER STRUCTURES\OTHER STRUCTURES\BUILDING	JHP - 22' Vans - No's 9-13 31 33-41 (x15) Umd - Aluminium Cladding	\$19,250.00	0.17	2020	2020	4	8118830	48594	\$19,250.00	\$115.50	\$539.00	\$19,904.50	Infrastructure: Other Structures	1
OTHER STRUCTURES\OTHER STRUCTURES\BUILDING	JHP - Cabin Vans No's 18 -21 (x4) Umd - Aluminium Cladding Timber	\$132,750.01	0.17	2020	2020	4	8118833	48597	\$132,750.01	\$796.50	\$3,717.00	\$137,263.51	Infrastructure: Other Structures	1
OTHER STRUCTURES\OTHER STRUCTURES\FIXTURES & FITTI	JHP Camp Kitchen Refit	\$2,091.00	0.17	2020	2020	4	8118842	48606	\$2,091.00	\$12.55	\$58.55	\$2,162.09	Infrastructure: Other Structures	1
OTHER STRUCTURES\OTHER STRUCTURES\FIXTURES & FITTI	Archive Full Brick Iron Roof	\$15,610.03	0.17	2020	2020	4	8118875	48639	\$15,610.03	\$93.66	\$437.08	\$16,140.77	Infrastructure: Other Structures	1
OTHER STRUCTURES\OTHER ASSETS\OTHER INFRASTRUCTURE	Chlorine Gas Bottle Store - Berridale Works Depot	\$2,000.00	0.17	2020	2020	4	8118888	48652	\$2,000.00	\$12.00	\$56.00	\$2,068.00	Infrastructure: Other Structures	1
OTHER STRUCTURES\OTHER ASSETS\TIP ASSETS	Jindabyne Waste Depot Extensions 3 Sided Clad Shed Concrete Footin	\$6,369.90	0.17	2020	2020	4	8118932	48696	\$6,369.90	\$38.22	\$178.36	\$6,586.48	Infrastructure: Other Structures	1
OTHER STRUCTURES\OTHER ASSETS\TIP ASSETS	Jindabyne Waste Depot Extensions - Fence 764 M Cha 356	\$24,494.69	0.17	2020	2020	4	8118933	48697	\$24,494.69	\$146.97	\$685.85	\$25,327.51	Infrastructure: Other Structures	1
OTHER STRUCTURES\OTHER ASSETS\TIP ASSETS	Adaminaby Regional Waste Facility Extending Site - Moving Refuse	\$26,275.43	0.17	2020	2020	4	8118934	48698	\$26,275.43	\$157.65	\$735.71	\$27,168.79	Infrastructure: Other Structures	1
OTHER STRUCTURES\OTHER ASSETS\TIP ASSETS	Berridale Waste Transfer Station	\$146,006.46	0.17	2020	2020	4	8118935	48699	\$146,006.46	\$876.04	\$4,088.18	\$150,970.68	Infrastructure: Other Structures	1
OTHER STRUCTURES\OTHER ASSETS\TIP ASSETS	Waste Transfer Station Eucumbene Cove	\$43,183.49	0.17	2020	2020	4	8118937	48701	\$43,183.49	\$259.10	\$1,209.14	\$44,651.73	Infrastructure: Other Structures	1
OTHER STRUCTURES\OTHER ASSETS\TIP ASSETS	Transfer Station Dalgety Construction	\$40,377.89	0.17	2020	2020	4	8118938	48702	\$40,377.89	\$242.27	\$1,130.58	\$41,750.74	Infrastructure: Other Structures	1
OTHER STRUCTURES\OTHER ASSETS\TIP ASSETS	Dalgety Transfer Station	\$4,780.75	0.17	2020	2020	4	8118939	48703	\$4,780.75	\$28.68	\$133.86	\$4,943.30	Infrastructure: Other Structures	1
OTHER STRUCTURES\OTHER STRUCTURES\FIXTURES & FITTI	JHP - Refurbish Tiolet Block	\$21,348.97	0.13	2020	2020	3	8118839	48603	\$21,348.97	\$128.09	\$597.77	\$22,074.84	Infrastructure: Other Structures	1
BUILDINGS\BUILDINGS SPECIALISED\BUILDING FLOOR	Delegate Showground - Grandstand - FLOOR	\$36,000.00	0.06	2020	2020	3	8096624	2296	\$36,000.00	\$216.00	\$1,008.00	\$37,224.00	Buildings Specialised	1
BUILDINGS\BUILDINGS SPECIALISED\BUILDING ROOF	Delegate Showground - Grandstand - ROOF	\$7,200.00	0.06	2020	2020	3	8096625	2297	\$7,200.00	\$43.20	\$201.60	\$7,444.80	Buildings Specialised	1
BUILDINGS\BUILDINGS SPECIALISED\BUILDING OTHER SER	Delegate Showground - Grandstand - SERVICES	\$14,400.00	0.06	2020	2020	3	8096626	2298	\$14,400.00	\$86.40	\$403.20	\$14,889.60	Buildings Specialised	1
BUILDINGS\BUILDINGS SPECIALISED\BUILDING STRUCTURE	Delegate Showground - Grandstand - STRUCTURE	\$86,400.00	0.06	2020	2020	3	8096627	2299	\$86,400.00	\$518.40	\$2,419.20	\$89,337.60	Buildings Specialised	1
BUILDINGS\BUILDINGS NON-SPECIALISED\BUILDING FLOOR	Cathcart School of Arts - FLOOR	\$212,000.00	0.06	2020	2020	3	8096479	2143	\$212,000.00	\$1,272.00	\$5,936.00	\$219,208.00	Buildings Non-Specialised	1
BUILDINGS\BUILDINGS NON-SPECIALISED\BUILDING ROOF	Cathcart School of Arts - ROOF	\$42,400.00	0.06	2020	2020	3	8096480	2144	\$42,400.00	\$254.40	\$1,187.20	\$43,841.60	Buildings Non-Specialised	1
BUILDINGS\BUILDINGS NON-SPECIALISED\BUILDING OTHER	Cathcart School of Arts - SERVICES	\$84,800.00	0.06	2020	2020	3	8096481	2145	\$84,800.00	\$508.80	\$2,374.40	\$87,683.20	Buildings Non-Specialised	1
BUILDINGS\BUILDINGS NON-SPECIALISED\BUILDING STRUC	Cathcart School of Arts - STRUCTURE	\$508,800.00	0.06	2020	2020	3	8096482	2146	\$508,800.00	\$3,052.80	\$14,246.40	\$526,099.20	Buildings Non-Specialised	1
BUILDINGS\BUILDINGS SPECIALISED\BUILDING FLOOR	Exhibition Hall - FLOOR	\$287,750.00	0.06	2020	2020	3	8096614	2286	\$287,750.00	\$1,726.50	\$8,057.00	\$297,533.50	Buildings Specialised	1
BUILDINGS\BUILDINGS SPECIALISED\BUILDING ROOF	Exhibition Hall - ROOF	\$57,550.00	0.06	2020	2020	3	8096615	2287	\$57,550.00	\$345.30	\$1,611.40	\$59,506.70	Buildings Specialised	1
BUILDINGS\BUILDINGS SPECIALISED\BUILDING OTHER SER	Exhibition Hall - SERVICES	\$11,510.00	0.06	2020	2020	3	8096616	2288	\$11,510.00	\$69.06	\$322.28	\$11,901.34	Buildings Specialised	1
BUILDINGS\BUILDINGS SPECIALISED\BUILDING STRUCTURE	Exhibition Hall - STRUCTURE	\$690,600.00	0.06	2020	2020	3	8096617	2289	\$690,600.00	\$4,143.60	\$19,336.80	\$714,080.40	Buildings Specialised	1
BUILDINGS\BUILDINGS SPECIALISED\BUILDING FLOOR	Bombala Racecourse and Recreation Ground - Horse Stalls - FLOOR	\$30,000.00	0.00	2020	2020	2	8096431	2092	\$30,000.00	\$180.00	\$840.00	\$31,020.00	Buildings Specialised	1
BUILDINGS\BUILDINGS SPECIALISED\BUILDING ROOF	Bombala Racecourse and Recreation Ground - Horse Stalls - ROOF	\$6,000.00	0.00	2020	2020	2	8096432	2093	\$6,000.00	\$36.00	\$168.00	\$6,204.00	Buildings Specialised	1

Model Category	Asset Name	Renewal Cost	Risk	Expiry Year	Funded Year	Condition	JRAKM S ID	Client ID	Renewal Need	Maintenance Need	Operations Need	Total Need	Treatment	Dimension 1
BUILDINGS\BUILDINGS SPECIALISED\BUILDING OTHER SER	Bombala Racecourse and Recreation Ground - Horse Stalls - SERVICES	\$12,000.00	0.00	2020	2020	2	8096433	2094	\$12,000.00	\$72.00	\$336.00	\$12,408.00	Buildings Specialised	1
BUILDINGS\BUILDINGS SPECIALISED\BUILDING STRUCTURE	Bombala Racecourse and Recreation Ground - Horse Stalls - STRUCTURE	\$72,000.00	0.00	2020	2020	2	8096434	2095	\$72,000.00	\$432.00	\$2,016.00	\$74,448.00	Buildings Specialised	1
BUILDINGS\BUILDINGS NON-SPECIALISED\BUILDING FLOOR	Workshop - FLOOR	\$66,750.00	0.00	2020	2020	2	8096527	2193	\$66,750.00	\$400.50	\$1,869.00	\$69,019.50	Buildings Non-Specialised	1
BUILDINGS\BUILDINGS NON-SPECIALISED\BUILDING ROOF	Workshop - ROOF	\$13,350.00	0.00	2020	2020	2	8096528	2194	\$13,350.00	\$80.10	\$373.80	\$13,803.90	Buildings Non-Specialised	1
BUILDINGS\BUILDINGS NON-SPECIALISED\BUILDING OTHER	Workshop - SERVICES	\$26,700.00	0.00	2020	2020	2	8096529	2195	\$26,700.00	\$160.20	\$747.60	\$27,607.80	Buildings Non-Specialised	1
BUILDINGS\BUILDINGS NON-SPECIALISED\BUILDING STRUC	Workshop - STRUCTURE	\$160,200.00	0.00	2020	2020	2	8096530	2196	\$160,200.00	\$961.20	\$4,485.60	\$165,646.80	Buildings Non-Specialised	1
BUILDINGS\BUILDINGS SPECIALISED\BUILDING FLOOR	Exhibition Ground - Sheep Yards - FLOOR	\$53,000.00	0.00	2020	2020	2	8096608	2280	\$53,000.00	\$318.00	\$1,484.00	\$54,802.00	Buildings Specialised	1
BUILDINGS\BUILDINGS SPECIALISED\BUILDING ROOF	Exhibition Ground - Sheep Yards - ROOF	\$10,600.00	0.00	2020	2020	2	8096609	2281	\$10,600.00	\$63.60	\$296.80	\$10,960.40	Buildings Specialised	1
BUILDINGS\BUILDINGS SPECIALISED\BUILDING OTHER SER	Exhibition Ground - Sheep Yards - SERVICES	\$21,200.00	0.00	2020	2020	2	8096610	2282	\$21,200.00	\$127.20	\$593.60	\$21,920.80	Buildings Specialised	1
BUILDINGS\BUILDINGS SPECIALISED\BUILDING STRUCTURE	Exhibition Ground - Sheep Yards - STRUCTURE	\$127,200.00	0.00	2020	2020	2	8096611	2283	\$127,200.00	\$763.20	\$3,561.60	\$131,524.80	Buildings Specialised	1
BUILDINGS\BUILDINGS NON-SPECIALISED\BUILDING FLOOR	Caretakers House & Garage - Exhibition Ground - FLOOR	\$42,250.00	0.00	2020	2020	2	8096557	2229	\$42,250.00	\$253.50	\$1,183.00	\$43,686.50	Buildings Non-Specialised	1
BUILDINGS\BUILDINGS NON-SPECIALISED\BUILDING ROOF	Caretakers House & Garage - Exhibition Ground - ROOF	\$8,450.00	0.00	2020	2020	2	8096558	2230	\$8,450.00	\$50.70	\$236.60	\$8,737.30	Buildings Non-Specialised	1
BUILDINGS\BUILDINGS NON-SPECIALISED\BUILDING OTHER	Caretakers House & Garage - Exhibition Ground - SERVICES	\$16,900.00	0.00	2020	2020	2	8096559	2231	\$16,900.00	\$101.40	\$473.20	\$17,474.60	Buildings Non-Specialised	1
BUILDINGS\BUILDINGS NON-SPECIALISED\BUILDING STRUC	Caretakers House & Garage - Exhibition Ground - STRUCTURE	\$101,400.00	0.00	2020	2020	2	8096560	2232	\$101,400.00	\$608.40	\$2,839.20	\$104,847.60	Buildings Non-Specialised	1
BUILDINGS\BUILDINGS SPECIALISED\BUILDING FLOOR	School of Arts Hall - FLOOR	\$221,750.00	0.00	2020	2020	2	8096502	2167	\$221,750.00	\$1,330.50	\$6,209.00	\$229,289.50	Buildings Specialised	1
BUILDINGS\BUILDINGS SPECIALISED\BUILDING ROOF	School of Arts Hall - ROOF	\$44,350.00	0.00	2020	2020	2	8096503	2168	\$44,350.00	\$266.10	\$1,241.80	\$45,857.90	Buildings Specialised	1
BUILDINGS\BUILDINGS SPECIALISED\BUILDING OTHER SER	School of Arts Hall - SERVICES	\$88,700.00	0.00	2020	2020	2	8096504	2169	\$88,700.00	\$532.20	\$2,483.60	\$91,715.80	Buildings Specialised	1
BUILDINGS\BUILDINGS SPECIALISED\BUILDING STRUCTURE	School of Arts Hall - STRUCTURE	\$532,200.00	0.00	2020	2020	2	8096505	2170	\$532,200.00	\$3,193.20	\$14,901.60	\$550,294.80	Buildings Specialised	1
BUILDINGS\BUILDINGS NON-SPECIALISED\BUILDING FLOOR	Exhibition Ground - CWA Building - FLOOR	\$44,750.00	0.00	2020	2020	2	8096595	2267	\$44,750.00	\$268.50	\$1,253.00	\$46,271.50	Buildings Non-Specialised	1
BUILDINGS\BUILDINGS NON-SPECIALISED\BUILDING ROOF	Exhibition Ground - CWA Building - ROOF	\$8,950.00	0.00	2020	2020	2	8096596	2268	\$8,950.00	\$53.70	\$250.60	\$9,254.30	Buildings Non-Specialised	1
BUILDINGS\BUILDINGS NON-SPECIALISED\BUILDING OTHER	Exhibition Ground - CWA Building - SERVICES	\$17,900.00	0.00	2020	2020	2	8096597	2269	\$17,900.00	\$107.40	\$501.20	\$18,508.60	Buildings Non-Specialised	1
BUILDINGS\BUILDINGS NON-SPECIALISED\BUILDING STRUC	Exhibition Ground - CWA Building - STRUCTURE	\$107,400.00	0.00	2020	2020	2	8096598	2270	\$107,400.00	\$644.40	\$3,007.20	\$111,051.60	Buildings Non-Specialised	1
OTHER STRUCTURES\OTHER STRUCTURES\BUILDING	Toilet Block - Adaminaby Trout Public Res Toilet Block - Adaminaby	\$92,000.00	0.00	2020	2020	1	8118822	4858	\$92,000.00	\$552.00	\$2,576.00	\$95,128.00	Infrastructure: Other Structures	1
OTHER STRUCTURES\OTHER STRUCTURES\BUILDING	Toilet Block - Adj. Jindabyne Hall Full Brick - Concrete Roof	\$195,000.00	0.00	2020	2020	1	8118826	4859	\$195,000.00	\$1,170.00	\$5,460.00	\$201,630.00	Infrastructure: Other Structures	1
BUILDINGS\BUILDINGS SPECIALISED\BUILDING ROOF	JHP - Cabin Reroofing (X15) Colourbond	\$0.01	0	2020	2020	1	8117940	4769	\$0.01	\$0.00	\$0.00	\$0.01	Buildings Specialised	1
BUILDINGS\BUILDINGS SPECIALISED\BUILDING COMPLETE	RFS Shed Berridale	\$143,000.00	0	2020	2020	1	8117989	4774	\$143,000.00	\$858.00	\$4,004.00	\$147,862.00	Buildings Specialised	1
BUILDINGS\FURNITURE & FITTINGS\ARTWORKS	Aerial Photographs of Each Town in Shire	\$2,058.00	0	2020	2020	1	8118229	4798	\$2,058.00	\$12.35	\$57.62	\$2,127.97	Furniture & Fittings	1
BUILDINGS\FURNITURE & FITTINGS\OFFICE EQUIPMENT	Microfilm Aperture Cards - DP&S Plans	\$5,787.20	0	2020	2020	1	8118233	4799	\$5,787.20	\$34.72	\$162.04	\$5,983.96	Furniture & Fittings	1
BUILDINGS\OFFICE EQUIPMENT\OFFICE EQUIPMENT	Orana Aged Care Software	\$5,490.91	0	2020	2020	1	8118348	4810	\$5,490.91	\$32.95	\$153.75	\$5,677.60	Office Equipment	1
BUILDINGS\OFFICE EQUIPMENT\OFFICE EQUIPMENT	Desktop Computer, Printer & Win 7 - Neighbourhood Ctr	\$1,931.83	0	2020	2020	1	8118354	4811	\$1,931.83	\$11.59	\$54.09	\$1,997.51	Office Equipment	1

Model Category	Asset Name	Renewal Cost	Risk	Expiry Year	Funded Year	Condition	JRAKM S ID	Client ID	Renewal Need	Maintenance Need	Operations Need	Total Need	Treatment	Dimension 1
BUILDINGS\OFFICE EQUIPMENT\OFFICE EQUIPMENT	Dell R720 Server - Snowy River Health Centre	\$14,450.00	0	2020	2020	1	8118357	48115	\$14,450.00	\$86.70	\$404.60	\$14,941.30	Office Equipment	1
BUILDINGS\OFFICE EQUIPMENT\OFFICE EQUIPMENT	Electronic Whiteboard Panasonic KXB735	\$3,264.51	0	2020	2020	1	8118394	48152	\$3,264.51	\$19.59	\$91.41	\$3,375.50	Office Equipment	1
OTHER STRUCTURES\OTHER STRUCTURES\BUILDING	Toilet Block - Dalgety Double Brick - Colourbond Roof	\$52,000.00	0	2020	2020	1	8118824	48588	\$52,000.00	\$312.00	\$1,456.00	\$53,768.00	Infrastructure: Other Structures	1
OTHER STRUCTURES\OTHER STRUCTURES\BUILDING	Toilet Block - Lions Park Jindabyne Brick - Tile Roof - Concrete F	\$59,278.00	0	2020	2020	1	8118825	48589	\$59,278.00	\$355.67	\$1,659.78	\$61,293.45	Infrastructure: Other Structures	1
OTHER STRUCTURES\OTHER STRUCTURES\FIXTURES & FITTINGS	Snowy River Hostel - Rear Fence 50% with F Pascoe - Colourbond	\$1,885.85	0	2020	2020	1	8118870	48634	\$1,885.85	\$11.32	\$52.80	\$1,949.97	Infrastructure: Other Structures	1
<b>Total 2020</b>		<b>\$5,906,593.40</b>							<b>\$5,906,593.40</b>	<b>\$35,989.56</b>	<b>\$168,572.12</b>	<b>\$6,111,155.08</b>		
BUILDINGS\BUILDINGS NON-SPECIALISED\BUILDING ROOF	Roof	\$22,700.00	1.9164	2021	2021	4	8102509	29541	\$22,700.00	\$136.20	\$635.60	\$23,471.80	Buildings Non-Specialised	1
BUILDINGS\BUILDINGS NON-SPECIALISED\BUILDING ROOF	Roof	\$45,400.00	1.9164	2021	2021	4	8102510	29542	\$45,400.00	\$272.40	\$1,271.20	\$46,943.60	Buildings Non-Specialised	1
OTHER STRUCTURES\OTHER STRUCTURES\OTHER INFRASTRUCTURE	Weigh Bridge 01 Cattle	\$58,652.71	1.9164	2021	2021	4	8106656	33872	\$58,652.71	\$351.92	\$1,642.28	\$60,646.90	Infrastructure: Other Structures	1
OTHER STRUCTURES\OTHER STRUCTURES\OTHER INFRASTRUCTURE	Weigh Bridge 02 Vehicle	\$58,652.71	1.9164	2021	2021	4	8106657	33873	\$58,652.71	\$351.92	\$1,642.28	\$60,646.90	Infrastructure: Other Structures	1
OTHER STRUCTURES\OTHER STRUCTURES\FURNITURE	Fence 01 - RHS	\$3,039.00	1.9164	2021	2021	4	8106693	33909	\$3,039.00	\$18.23	\$85.09	\$3,142.33	Infrastructure: Other Structures	1
OTHER STRUCTURES\OTHER STRUCTURES\FURNITURE	Fence 02 - Perimeter LHS	\$13,037.31	1.9164	2021	2021	4	8106695	33912	\$13,037.31	\$78.22	\$365.04	\$13,480.58	Infrastructure: Other Structures	1
OTHER STRUCTURES\OTHER STRUCTURES\FURNITURE	Fence 06 - Storage Yards	\$962.35	1.9164	2021	2021	4	8106700	33917	\$962.35	\$5.77	\$26.95	\$995.07	Infrastructure: Other Structures	1
BUILDINGS\FURNITURE & FITTINGS\FIXTURES & FITTINGS	Hobart Dishwasher Hostel	\$5,454.77	0.0868	2021	2021	4	8118311	48069	\$5,454.77	\$32.73	\$152.73	\$5,640.23	Furniture & Fittings	1
BUILDINGS\FURNITURE & FITTINGS\FIXTURES & FITTINGS	Roller Blinds - Snowy River Aged Hostel	\$1,763.64	0.0868	2021	2021	4	8118312	48070	\$1,763.64	\$10.58	\$49.38	\$1,823.60	Furniture & Fittings	1
BUILDINGS\FURNITURE & FITTINGS\FURNITURE	Lounge 3 piece & Club Chair	\$2,163.64	0.0868	2021	2021	4	8118315	48073	\$2,163.64	\$12.98	\$60.58	\$2,237.20	Furniture & Fittings	1
BUILDINGS\FURNITURE & FITTINGS\FIXTURES & FITTINGS	Airconditioner Inverter Split System	\$5,636.36	0.0868	2021	2021	4	8118316	48074	\$5,636.36	\$33.82	\$157.82	\$5,828.00	Furniture & Fittings	1
BUILDINGS\FURNITURE & FITTINGS\FIXTURES & FITTINGS	Airconditioner Daikin Inverter	\$2,527.27	0.0868	2021	2021	4	8118318	48076	\$2,527.27	\$15.16	\$70.76	\$2,613.20	Furniture & Fittings	1
OTHER STRUCTURES\OTHER STRUCTURES\FIXTURES & FITTINGS	JHP Skirting on Cabins	\$6,830.00	0.0868	2021	2021	4	8118847	48611	\$6,830.00	\$40.98	\$191.24	\$7,062.22	Infrastructure: Other Structures	1
OTHER STRUCTURES\OTHER STRUCTURES\OTHER ASSETS\TIP ASSETS	Shipping Container x 2 Jindabyne Landfill	\$5,230.00	0.0868	2021	2021	4	8118945	48709	\$5,230.00	\$31.38	\$146.44	\$5,407.82	Infrastructure: Other Structures	1
OTHER STRUCTURES\OTHER STRUCTURES\OTHER ASSETS\TIP ASSETS	Container for Cooking Oil Jindabyne Landfill	\$8,180.00	0.0868	2021	2021	4	8118948	48712	\$8,180.00	\$49.08	\$229.04	\$8,458.12	Infrastructure: Other Structures	1
BUILDINGS\BUILDINGS NON-SPECIALISED\BUILDING COMPL	Building 57 Vale Street Cooma CP 150224	\$311,894.56	0.021	2021	2021	4	8117894	47651	\$311,894.56	\$1,871.37	\$8,733.05	\$322,498.98	Buildings Non-Specialised	1
BUILDINGS\BUILDINGS NON-SPECIALISED\BUILDING COMPL	Building 59 Vale Street Cooma CP 150223	\$219,025.43	0.021	2021	2021	4	8117895	47652	\$219,025.43	\$1,314.15	\$6,132.71	\$226,472.29	Buildings Non-Specialised	1
LAND\COMMUNITY LAND\COMMUNITY LAND	Adaminaby Swimming Pool 6096M	\$44,380.00	0.021	2021	2021	4	8118399	48157	\$44,380.00	\$2,219.00	\$12,559.54	\$59,158.54	Community Land	1
LAND\COMMUNITY LAND\COMMUNITY LAND	Public Reserve Abaminaby 3492M - T/28078	\$30,200.00	0.021	2021	2021	4	8118408	48166	\$30,200.00	\$1,510.00	\$8,546.60	\$40,256.60	Community Land	1
LAND\COMMUNITY LAND\COMMUNITY LAND	Land Dalgety Hall & Public Recreation 210 OM	\$42,600.00	0.021	2021	2021	4	8118541	48299	\$42,600.00	\$2,130.00	\$12,055.80	\$56,785.80	Community Land	1
BUILDINGS\OFFICE EQUIPMENT\OFFICE EQUIPMENT	Berridale Tipsite - Handheld PDT device	\$4,682.50	0	2021	2021	2	8118360	48118	\$4,682.50	\$28.10	\$131.11	\$4,841.71	Office Equipment	1
BUILDINGS\OFFICE EQUIPMENT\OFFICE EQUIPMENT	Cabeling for Leaseville Depot	\$7,240.00	0	2021	2021	2	8118356	48114	\$7,240.00	\$43.44	\$202.72	\$7,486.16	Office Equipment	1
BUILDINGS\OFFICE EQUIPMENT\OFFICE EQUIPMENT	Telstra TBS Telephone System Equipment - Snowy River Health Centre	\$18,437.54	0	2021	2021	2	8118358	48116	\$18,437.54	\$110.63	\$516.25	\$19,064.42	Office Equipment	1
BUILDINGS\OFFICE EQUIPMENT\OFFICE EQUIPMENT	Audio Visual System - Snowy River Health Centre	\$16,681.00	0	2021	2021	2	8118359	48117	\$16,681.00	\$100.09	\$467.07	\$17,248.15	Office Equipment	1

Model Category	Asset Name	Renewal Cost	Risk	Expiry Year	Funded Year	Condition	JRAKM S ID	Client ID	Renewal Need	Maintenance Need	Operations Need	Total Need	Treatment	Dimension 1
BUILDINGS\OFFICE EQUIPMENT\OFFICE EQUIPMENT	Infocouncil Software	\$24,572.00	0	2021	2021	2	8118361	48119	\$24,572.00	\$147.43	\$688.02	\$25,407.45	Office Equipment	1
BUILDINGS\OFFICE EQUIPMENT\OFFICE EQUIPMENT	Telstra Upgrade - Coporate System	\$311,688.48	0	2021	2021	2	8118362	48120	\$311,688.48	\$1,870.13	\$8,727.28	\$322,285.89	Office Equipment	1
BUILDINGS\OFFICE EQUIPMENT\OFFICE EQUIPMENT	Technology One Software Licence Fees	\$213,764.50	0	2021	2021	2	8118363	48121	\$213,764.50	\$1,282.59	\$5,985.41	\$221,032.49	Office Equipment	1
BUILDINGS\OFFICE EQUIPMENT\OFFICE EQUIPMENT	Outcome Manager Software Application	\$42,400.00	0	2021	2021	2	8118364	48122	\$42,400.00	\$254.40	\$1,187.20	\$43,841.60	Office Equipment	1
BUILDINGS\OFFICE EQUIPMENT\OFFICE EQUIPMENT	SRSC Website	\$55,270.76	0	2021	2021	2	8118365	48123	\$55,270.76	\$331.62	\$1,547.58	\$57,149.97	Office Equipment	1
BUILDINGS\OFFICE EQUIPMENT\OFFICE EQUIPMENT	Technology One Fixed Asset Module	\$3,160.00	0	2021	2021	2	8118366	48124	\$3,160.00	\$18.96	\$88.48	\$3,267.44	Office Equipment	1
BUILDINGS\OFFICE EQUIPMENT\OFFICE EQUIPMENT	Trim Document System	\$21,150.00	0	2021	2021	2	8118367	48125	\$21,150.00	\$126.90	\$592.20	\$21,869.10	Office Equipment	1
BUILDINGS\OFFICE EQUIPMENT\OFFICE EQUIPMENT	Shadow Protect Software Computer Security system	\$3,995.00	0	2021	2021	2	8118368	48126	\$3,995.00	\$23.97	\$111.86	\$4,130.83	Office Equipment	1
BUILDINGS\OFFICE EQUIPMENT\OFFICE EQUIPMENT	13 UPS	\$5,938.28	0	2021	2021	2	8118369	48127	\$5,938.28	\$35.63	\$166.27	\$6,140.18	Office Equipment	1
BUILDINGS\OFFICE EQUIPMENT\OFFICE EQUIPMENT	Panasonic Toughbook	\$6,829.00	0	2021	2021	2	8118370	48128	\$6,829.00	\$40.97	\$191.21	\$7,061.19	Office Equipment	1
BUILDINGS\OFFICE EQUIPMENT\OFFICE EQUIPMENT	Technology One Ci Payroll HR	\$47,688.70	0	2021	2021	2	8118371	48129	\$47,688.70	\$286.13	\$1,335.28	\$49,310.21	Office Equipment	1
BUILDINGS\OFFICE EQUIPMENT\OFFICE EQUIPMENT	Technology One Ci Finance	\$54,783.87	0	2021	2021	2	8118372	48130	\$54,783.87	\$328.70	\$1,533.95	\$56,646.52	Office Equipment	1
BUILDINGS\OFFICE EQUIPMENT\OFFICE EQUIPMENT	Computer Servcer - ICT Insurance Claim Replacement Equipment	\$41,794.75	0	2021	2021	2	8118373	48131	\$41,794.75	\$250.77	\$1,170.25	\$43,215.77	Office Equipment	1
BUILDINGS\OFFICE EQUIPMENT\OFFICE EQUIPMENT	Ci Implementation - Proclaim	\$22,920.38	0	2021	2021	2	8118374	48132	\$22,920.38	\$137.52	\$641.77	\$23,699.67	Office Equipment	1
BUILDINGS\OFFICE EQUIPMENT\OFFICE EQUIPMENT	Epson Projector for Chambers	\$2,150.00	0	2021	2021	2	8118375	48133	\$2,150.00	\$12.90	\$60.20	\$2,223.10	Office Equipment	1
BUILDINGS\OFFICE EQUIPMENT\OFFICE EQUIPMENT	TRIM EDMS Upgrade	\$10,818.83	0	2021	2021	2	8118377	48135	\$10,818.83	\$64.91	\$302.93	\$11,186.67	Office Equipment	1
BUILDINGS\OFFICE EQUIPMENT\OFFICE EQUIPMENT	Trips software Program	\$7,781.86	0	2021	2021	2	8118380	48138	\$7,781.86	\$46.69	\$217.89	\$8,046.44	Office Equipment	1
BUILDINGS\OFFICE EQUIPMENT\OFFICE EQUIPMENT	Epson DM1 Computer Projector (Respite)	\$1,057.50	0	2021	2021	2	8118381	48139	\$1,057.50	\$6.35	\$29.61	\$1,093.46	Office Equipment	1
BUILDINGS\OFFICE EQUIPMENT\OFFICE EQUIPMENT	Comms Cabinet HACC	\$3,200.00	0	2021	2021	2	8118384	48142	\$3,200.00	\$19.20	\$89.60	\$3,308.80	Office Equipment	1
BUILDINGS\OFFICE EQUIPMENT\OFFICE EQUIPMENT	Ezescan Imaging Software	\$2,400.00	0	2021	2021	2	8118385	48143	\$2,400.00	\$14.40	\$67.20	\$2,481.60	Office Equipment	1
BUILDINGS\OFFICE EQUIPMENT\OFFICE EQUIPMENT	3M Overhead Projector	\$679.00	0	2021	2021	2	8118386	48144	\$679.00	\$4.07	\$19.01	\$702.09	Office Equipment	1
BUILDINGS\OFFICE EQUIPMENT\OFFICE EQUIPMENT	Software - Water Billing Module	\$4,200.00	0	2021	2021	2	8118387	48145	\$4,200.00	\$25.20	\$117.60	\$4,342.80	Office Equipment	1
BUILDINGS\OFFICE EQUIPMENT\OFFICE EQUIPMENT	Cabling for Phone & Computer - Cat 5 Thin Ethernet Cable	\$12,308.35	0	2021	2021	2	8118388	48146	\$12,308.35	\$73.85	\$344.63	\$12,726.83	Office Equipment	1
BUILDINGS\OFFICE EQUIPMENT\OFFICE EQUIPMENT	Novapli Letter Folding Machine	\$2,034.34	0	2021	2021	2	8118389	48147	\$2,034.34	\$12.21	\$56.96	\$2,103.51	Office Equipment	1
BUILDINGS\OFFICE EQUIPMENT\OFFICE EQUIPMENT	Digital Cadastre Data - 11218 Legal Parcels - 2nd Inst	\$11,908.55	0	2021	2021	2	8118390	48148	\$11,908.55	\$71.45	\$333.44	\$12,313.44	Office Equipment	1
BUILDINGS\OFFICE EQUIPMENT\OFFICE EQUIPMENT	GPS - Garmin GPSII Plus Nav System	\$681.97	0	2021	2021	2	8118391	48149	\$681.97	\$4.09	\$19.10	\$705.16	Office Equipment	1
BUILDINGS\OFFICE EQUIPMENT\OFFICE EQUIPMENT	Projector & Carry Case	\$7,380.57	0	2021	2021	2	8118392	48150	\$7,380.57	\$44.28	\$206.66	\$7,631.51	Office Equipment	1
BUILDINGS\OFFICE EQUIPMENT\OFFICE EQUIPMENT	Shredder - Powershred 480 ST/Cut	\$2,573.45	0	2021	2021	2	8118393	48151	\$2,573.45	\$15.44	\$72.06	\$2,660.95	Office Equipment	1
BUILDINGS\OFFICE EQUIPMENT\OFFICE EQUIPMENT	IT Networking Upgrade	\$51,687.00	0	2021	2021	2	8118395	48153	\$51,687.00	\$310.12	\$1,447.24	\$53,444.36	Office Equipment	1
BUILDINGS\OFFICE EQUIPMENT\OFFICE EQUIPMENT	IT Corporate Software Systems	\$312,910.65	0	2021	2021	2	8118396	48154	\$312,910.65	\$1,877.46	\$8,761.50	\$323,549.61	Office Equipment	1



Model Category	Asset Name	Renewal Cost	Risk	Expiry Year	Funded Year	Condition	JRAKM S ID	Client ID	Renewal Need	Maintenance Need	Operations Need	Total Need	Treatment	Dimension 1
BUILDINGS\OFFICE EQUIPMENT\OFFICE EQUIPMENT	RFS Canon IR2270 Photocopier	\$7,584.97	0	2021	2021	2	811839	4815	\$7,584.97	\$45.51	\$212.38	\$7,842.86	Office Equipment	1
LAND\COMMUNITY LAND\COMMUNITY LAND	Reserve 82678 - Public Rec Adaminaby 3536M - G/756677	\$38,300.00	0	2021	2021	2	811840	4816	\$38,300.00	\$1,915.00	\$10,838.90	\$51,053.90	Community Land	1
OTHER STRUCTURES\OTHER STRUCTURES\BUILDING	Toilet Block - Adaminaby Showground Public Res Toilet Block	\$15,000.00	0	2021	2021	2	811882	4858	\$15,000.00	\$90.00	\$420.00	\$15,510.00	Infrastructure: Other Structures	1
OTHER STRUCTURES\OTHER STRUCTURES\FIXTURES & FITTI	Hostel Courtyard Shade Structure	\$29,165.66	0	2021	2021	2	811887	4863	\$29,165.66	\$174.99	\$816.64	\$30,157.29	Infrastructure: Other Structures	1
OTHER STRUCTURES\OTHER STRUCTURES\BUILDING	Toilet Block - Claypits Jindabyne	\$120,000.00	0	2021	2021	2	811892	4868	\$120,000.00	\$720.00	\$3,360.00	\$124,080.00	Infrastructure: Other Structures	1
BUILDINGS\BUILDINGS SPECIALISED\BUILDING ROOF	JHP - Cabin Reroofing (X15) Colourbond	\$0.01	0	2021	2021	1	811794	4769	\$0.01	\$0.00	\$0.00	\$0.01	Buildings Specialised	1
BUILDINGS\BUILDINGS SPECIALISED\BUILDING COMPLETE	RFS Shed Berridale	\$143,000.00	0	2021	2021	1	811798	4774	\$143,000.00	\$858.00	\$4,004.00	\$147,862.00	Buildings Specialised	1
BUILDINGS\FURNITURE & FITTINGS\ARTWORKS	Aerial Photographs of Each Town in Shire	\$2,058.00	0	2021	2021	1	811822	4798	\$2,058.00	\$12.35	\$57.62	\$2,127.97	Furniture & Fittings	1
BUILDINGS\FURNITURE & FITTINGS\OFFICE EQUIPMENT	Microfilm Aperture Cards - DP&S Plans	\$5,787.20	0	2021	2021	1	811823	4799	\$5,787.20	\$34.72	\$162.04	\$5,983.96	Furniture & Fittings	1
BUILDINGS\OFFICE EQUIPMENT\OFFICE EQUIPMENT	Orana Aged Care Software	\$5,490.91	0	2021	2021	1	811834	4810	\$5,490.91	\$32.95	\$153.75	\$5,677.60	Office Equipment	1
BUILDINGS\OFFICE EQUIPMENT\OFFICE EQUIPMENT	Desktop Computer, Printer & Win 7 - Neighbourhood Ctre	\$1,931.83	0	2021	2021	1	811835	4811	\$1,931.83	\$11.59	\$54.09	\$1,997.51	Office Equipment	1
BUILDINGS\OFFICE EQUIPMENT\OFFICE EQUIPMENT	Dell R720 Server - Snowy River Health Centre	\$14,450.00	0	2021	2021	1	811835	4811	\$14,450.00	\$86.70	\$404.60	\$14,941.30	Office Equipment	1
BUILDINGS\OFFICE EQUIPMENT\OFFICE EQUIPMENT	Electronic Whiteboard Panasonic KXB735	\$3,264.51	0	2021	2021	1	811839	4815	\$3,264.51	\$19.59	\$91.41	\$3,375.50	Office Equipment	1
OTHER STRUCTURES\OTHER STRUCTURES\BUILDING	Toilet Block - Dalgety Double Brick - Colourbond Roof	\$52,000.00	0	2021	2021	1	811882	4858	\$52,000.00	\$312.00	\$1,456.00	\$53,768.00	Infrastructure: Other Structures	1
OTHER STRUCTURES\OTHER STRUCTURES\BUILDING	Toilet Block - Lions Park Jindabyne Brick - Tile Roof - Concrete F	\$59,278.00	0	2021	2021	1	811882	4858	\$59,278.00	\$355.67	\$1,659.78	\$61,293.45	Infrastructure: Other Structures	1
OTHER STRUCTURES\OTHER STRUCTURES\FIXTURES & FITTI	Snowy River Hostel - Rear Fence 50% with F Pascoe - Colourbond	\$1,885.85	0	2021	2021	1	811887	4863	\$1,885.85	\$11.32	\$52.80	\$1,949.97	Infrastructure: Other Structures	1
<b>Total 2021</b>		<b>\$2,724,295.52</b>							<b>\$2,724,295.52</b>	<b>\$23,186.89</b>	<b>\$115,927.67</b>	<b>\$2,863,410.09</b>		
OTHER STRUCTURES\OTHER STRUCTURES\PLAYGROUND EQUIP	Sandpit	\$1,013.00	2.89	2022	2022	5	810675	3397	\$1,013.00	\$6.08	\$28.36	\$1,047.44	Infrastructure: Other Structures	1
BUILDINGS\FURNITURE & FITTINGS\FURNITURE	Cabin Furniture - Tables, chairs, sofas	\$18,135.00	1.93	2023	2022	5	811828	4803	\$18,135.00	\$108.81	\$507.78	\$18,751.59	Furniture & Fittings	1
BUILDINGS\FURNITURE & FITTINGS\FURNITURE	13 LCD TV 48cm	\$5,381.82	1.93	2023	2022	5	811828	4803	\$5,381.82	\$32.29	\$150.69	\$5,564.80	Furniture & Fittings	1
BUILDINGS\BUILDINGS SPECIALISED\BUILDING ELECTRICA	Electrical	\$12,000.00	1.91	2022	2022	5	810269	2973	\$12,000.00	\$72.00	\$336.00	\$12,408.00	Buildings Specialised	1
BUILDINGS\BUILDINGS SPECIALISED\BUILDING ELECTRICA	Electrical	\$9,000.00	1.91	2022	2022	5	810290	2995	\$9,000.00	\$54.00	\$252.00	\$9,306.00	Buildings Specialised	1
BUILDINGS\BUILDINGS NON-SPECIALISED\BUILDING ELECT	Electrical	\$12,000.00	1.43	2023	2022	5	810250	2953	\$12,000.00	\$72.00	\$336.00	\$12,408.00	Buildings Non-Specialised	1
BUILDINGS\BUILDINGS SPECIALISED\BUILDING ELECTRICA	Electrical	\$5,400.00	1.43	2023	2022	5	810266	2970	\$5,400.00	\$32.40	\$151.20	\$5,583.60	Buildings Specialised	1
BUILDINGS\BUILDINGS SPECIALISED\BUILDING ROOF	Roof	\$15,200.00	1.43	2023	2022	5	810267	2971	\$15,200.00	\$91.20	\$425.60	\$15,716.80	Buildings Specialised	1
BUILDINGS\BUILDINGS SPECIALISED\BUILDING ELECTRICA	Electrical	\$2,600.00	1.43	2023	2022	5	810270	2974	\$2,600.00	\$15.60	\$72.80	\$2,688.40	Buildings Specialised	1
BUILDINGS\BUILDINGS SPECIALISED\BUILDING ELECTRICA	Electrical	\$80,300.00	1.43	2023	2022	5	810271	2975	\$80,300.00	\$481.80	\$2,248.40	\$83,030.20	Buildings Specialised	1
BUILDINGS\BUILDINGS SPECIALISED\BUILDING ROOF	Roof	\$8,600.00	1.43	2023	2022	5	810279	2984	\$8,600.00	\$51.60	\$240.80	\$8,892.40	Buildings Specialised	1
BUILDINGS\BUILDINGS SPECIALISED\BUILDING ROOF	Roof	\$7,000.00	1.43	2023	2022	5	810281	2985	\$7,000.00	\$42.00	\$196.00	\$7,238.00	Buildings Specialised	1
BUILDINGS\BUILDINGS SPECIALISED\BUILDING ELECTRICA	Electrical	\$10,100.00	1.43	2023	2022	5	810290	2995	\$10,100.00	\$60.60	\$282.80	\$10,443.40	Buildings Specialised	1

Model Category	Asset Name	Renewal Cost	Risk	Expiry Year	Funded Year	Condition	JRAKM S ID	Client ID	Renewal Need	Maintenance Need	Operations Need	Total Need	Treatment	Dimension 1
BUILDINGS\BUILDINGS SPECIALISED\BUILDING ELECTRICA	Electrical	\$8,000.00	1.43 33	2023	2022	5	810290 5	2995 2	\$8,000.00	\$48.00	\$224.00	\$8,272.00	Buildings Specialised	1
BUILDINGS\BUILDINGS SPECIALISED\BUILDING ELECTRICA	Electrical	\$7,300.00	1.43 33	2023	2022	5	810290 7	2995 4	\$7,300.00	\$43.80	\$204.40	\$7,548.20	Buildings Specialised	1
BUILDINGS\BUILDINGS SPECIALISED\BUILDING ROOF	Roof	\$27,600.00	1.43 33	2023	2022	5	810293 2	2998 7	\$27,600.00	\$165.60	\$772.80	\$28,538.40	Buildings Specialised	1
BUILDINGS\BUILDINGS SPECIALISED\BUILDING ROOF	Roof	\$21,900.00	1.43 33	2023	2022	5	810293 3	2998 8	\$21,900.00	\$131.40	\$613.20	\$22,644.60	Buildings Specialised	1
BUILDINGS\BUILDINGS SPECIALISED\BUILDING ROOF	Roof	\$25,900.00	1.43 33	2023	2022	5	810293 5	2999 0	\$25,900.00	\$155.40	\$725.20	\$26,780.60	Buildings Specialised	1
BUILDINGS\BUILDINGS SPECIALISED\BUILDING ROOF	Roof	\$20,000.00	1.43 33	2023	2022	5	810293 6	2999 1	\$20,000.00	\$120.00	\$560.00	\$20,680.00	Buildings Specialised	1
BUILDINGS\BUILDINGS SPECIALISED\BUILDING ROOF	Roof	\$24,900.00	1.43 33	2023	2022	5	810297 5	3003 5	\$24,900.00	\$149.40	\$697.20	\$25,746.60	Buildings Specialised	1
BUILDINGS\BUILDINGS SPECIALISED\BUILDING ELECTRICA	Electrical	\$13,600.00	1.43 33	2023	2022	5	810298 6	3004 6	\$13,600.00	\$81.60	\$380.80	\$14,062.40	Buildings Specialised	1
BUILDINGS\BUILDINGS SPECIALISED\BUILDING ROOF	Roof	\$37,300.00	1.43 33	2023	2022	5	810301 1	3007 2	\$37,300.00	\$223.80	\$1,044.40	\$38,568.20	Buildings Specialised	1
BUILDINGS\BUILDINGS SPECIALISED\BUILDING ELECTRICA	Electrical	\$23,400.00	1.43 33	2024	2022	5	810270 1	2974 3	\$23,400.00	\$140.40	\$655.20	\$24,195.60	Buildings Specialised	1
BUILDINGS\BUILDINGS NON-SPECIALISED\BUILDING FITTI	Fittings	\$24,275.00	0.94 45	2022	2022	5	810254 3	2957 5	\$24,275.00	\$145.65	\$679.70	\$25,100.35	Buildings Non-Specialised	1
BUILDINGS\BUILDINGS SPECIALISED\BUILDING FIRE SERV	Fire Services	\$900.00	0.94 45	2022	2022	5	810271 8	2976 2	\$900.00	\$5.40	\$25.20	\$930.60	Buildings Specialised	1
BUILDINGS\BUILDINGS SPECIALISED\BUILDING FIRE SERV	Fire Services	\$300.00	0.94 45	2022	2022	5	810272 1	2976 5	\$300.00	\$1.80	\$8.40	\$310.20	Buildings Specialised	1
BUILDINGS\BUILDINGS SPECIALISED\BUILDING FIRE SERV	Fire Services	\$2,800.00	0.94 45	2022	2022	5	810272 3	2976 7	\$2,800.00	\$16.80	\$78.40	\$2,895.20	Buildings Specialised	1
BUILDINGS\BUILDINGS SPECIALISED\BUILDING FIRE SERV	Fire Services	\$302.47	0.94 45	2022	2022	5	810303 3	3009 5	\$302.47	\$1.81	\$8.47	\$312.75	Buildings Specialised	1
BUILDINGS\BUILDINGS SPECIALISED\BUILDING FIRE SERV	Fire Services	\$500.00	0.94 45	2022	2022	5	810303 4	3009 6	\$500.00	\$3.00	\$14.00	\$517.00	Buildings Specialised	1
BUILDINGS\BUILDINGS SPECIALISED\BUILDING FIRE SERV	Fire Services	\$1,300.00	0.94 45	2022	2022	5	810303 5	3009 7	\$1,300.00	\$7.80	\$36.40	\$1,344.20	Buildings Specialised	1
BUILDINGS\BUILDINGS SPECIALISED\BUILDING FIRE SERV	Fire Services	\$100.00	0.94 45	2022	2022	5	810303 7	3009 9	\$100.00	\$0.60	\$2.80	\$103.40	Buildings Specialised	1
BUILDINGS\BUILDINGS SPECIALISED\BUILDING FIRE SERV	Fire Services	\$100.00	0.94 45	2022	2022	5	810303 8	3010 0	\$100.00	\$0.60	\$2.80	\$103.40	Buildings Specialised	1
BUILDINGS\BUILDINGS SPECIALISED\BUILDING FIRE SERV	Fire Services	\$100.00	0.94 45	2022	2022	5	810303 9	3010 1	\$100.00	\$0.60	\$2.80	\$103.40	Buildings Specialised	1
BUILDINGS\BUILDINGS NON-SPECIALISED\BUILDING OTHER	Services	\$28,494.69	0.57 67	2022	2022	4	810247 8	2950 6	\$28,494.69	\$170.97	\$797.85	\$29,463.51	Buildings Non-Specialised	1
BUILDINGS\BUILDINGS NON-SPECIALISED\BUILDING SITEW	Siteworks	\$1,218.45	0.57 67	2022	2022	4	810248 0	2950 8	\$1,218.45	\$7.31	\$34.12	\$1,259.88	Buildings Non-Specialised	1
BUILDINGS\BUILDINGS NON-SPECIALISED\BUILDING OTHER	Services	\$540,797.30	0.57 67	2022	2022	4	810257 7	2961 0	\$540,797.30	\$3,244.78	\$15,142.32	\$559,184.41	Buildings Non-Specialised	1
OTHER STRUCTURES\OPEN SPACES\PUBLIC ART	Compass	\$1,013.00	0.08 65	2022	2022	4	810589 7	3301 2	\$1,013.00	\$6.08	\$28.36	\$1,047.44	Infrastructure: Other Structures	1
OTHER STRUCTURES\OPEN SPACES\PUBLIC ART	Monument 01	\$1,013.00	0.08 65	2022	2022	4	810609 0	3321 2	\$1,013.00	\$6.08	\$28.36	\$1,047.44	Infrastructure: Other Structures	1
OTHER STRUCTURES\OPEN SPACES\PUBLIC ART	Monument 01 - Anzac	\$1,013.00	0.08 65	2022	2022	4	810609 1	3321 3	\$1,013.00	\$6.08	\$28.36	\$1,047.44	Infrastructure: Other Structures	1
OTHER STRUCTURES\OPEN SPACES\PUBLIC ART	Monument 01 - Goat	\$30,390.00	0.08 65	2022	2022	4	810609 3	3321 5	\$30,390.00	\$182.34	\$850.92	\$31,423.26	Infrastructure: Other Structures	1
OTHER STRUCTURES\OPEN SPACES\PUBLIC ART	Monument 01 - Log	\$1,013.00	0.08 65	2022	2022	4	810609 4	3321 6	\$1,013.00	\$6.08	\$28.36	\$1,047.44	Infrastructure: Other Structures	1
OTHER STRUCTURES\OPEN SPACES\PUBLIC ART	Monument 02 - Trough	\$1,013.00	0.08 65	2022	2022	4	810610 4	3322 6	\$1,013.00	\$6.08	\$28.36	\$1,047.44	Infrastructure: Other Structures	1
BUILDINGS\FURNITURE & FITTINGS\FURNITURE	Dalgety Hall - Chairs 40 Plastic Stacking & Lifetime FLD Grey Tabl	\$1,439.23	0.08 65	2022	2022	4	811831 3	4807 1	\$1,439.23	\$8.64	\$40.30	\$1,488.16	Furniture & Fittings	1

Model Category	Asset Name	Renewal Cost	Risk	Expiry Year	Funded Year	Condition	JRAKM S ID	Client ID	Renewal Need	Maintenance Need	Operations Need	Total Need	Treatment	Dimension 1
BUILDINGS\FURNITURE & FITTINGS\FIXTURES & FITTINGS	Holland Blinds - supply & install	\$5,831.82	0.08 65	2022	2022	4	811831 7	4807 5	\$5,831.82	\$34.99	\$163.29	\$6,030.10	Furniture & Fittings	1
BUILDINGS\OFFICE EQUIPMENT\OFFICE EQUIPMENT	Laser Printer Brother H15350Dn 7 only	\$1,645.00	0.08 65	2022	2022	4	811834 2	4810 0	\$1,645.00	\$9.87	\$46.06	\$1,700.93	Office Equipment	1
OTHER STRUCTURES\OTHER STRUCTURES\FIXTURES & FITTINGS	Jindabyne Depot W&S - Other Improvements 50%	\$16,148.40	0.08 65	2022	2022	4	811889 5	4865 9	\$16,148.40	\$96.89	\$452.16	\$16,697.45	Infrastructure: Other Structures	1
BUILDINGS\BUILDINGS SPECIALISED\BUILDING FLOOR	Floor Coverings	\$4,200.00	0.01 27	2022	2022	4	810288 1	2992 8	\$4,200.00	\$25.20	\$117.60	\$4,342.80	Buildings Specialised	1
BUILDINGS\BUILDINGS SPECIALISED\BUILDING FLOOR	Floor Coverings	\$3,700.00	0.01 27	2022	2022	4	810288 2	2992 9	\$3,700.00	\$22.20	\$103.60	\$3,825.80	Buildings Specialised	1
BUILDINGS\FURNITURE & FITTINGS\FURNITURE & FITTING	JHP - Supply and Install 8 A/C units	\$12,846.56	0.00 02	2022	2022	4	811831 9	4807 7	\$12,846.56	\$77.08	\$359.70	\$13,283.34	Furniture & Fittings	1
BUILDINGS\FURNITURE & FITTINGS\FURNITURE & FITTING	JHP - Supply and Install 13 A/C units	\$25,155.00	0.00 02	2022	2022	4	811832 0	4807 8	\$25,155.00	\$150.93	\$704.34	\$26,010.27	Furniture & Fittings	1
BUILDINGS\BUILDINGS SPECIALISED\BUILDING COMPLETE	Workshop Store - Carpenters & Plumbers Workshop Steel Portal Frame	\$21,000.00	0 0	2022	2022	2	811792 0	4767 7	\$21,000.00	\$126.00	\$588.00	\$21,714.00	Buildings Specialised	1
BUILDINGS\BUILDINGS SPECIALISED\BUILDING COMPLETE	Chemical & Noxious Weeds Store Steel Portal Frame - Steel Cladding	\$33,000.00	0 0	2022	2022	2	811792 1	4767 8	\$33,000.00	\$198.00	\$924.00	\$34,122.00	Buildings Specialised	1
BUILDINGS\BUILDINGS SPECIALISED\FIXTURES & FITTING	Berridale Aged Hostel - Platypus Water System	\$0.01	0	2022	2022	2	811792 8	4768 5	\$0.01	\$0.00	\$0.00	\$0.01	Buildings Specialised	1
BUILDINGS\BUILDINGS SPECIALISED\FIXTURES & FITTING	JHP - Camp Kitchen Renovation	\$0.01	0	2022	2022	2	811794 2	4769 9	\$0.01	\$0.00	\$0.00	\$0.01	Buildings Specialised	1
BUILDINGS\BUILDINGS SPECIALISED\BUILDING COMPLETE	Jindabyne Childcare Centre Sister Passmore Community Centre	\$590,000.00	0 0	2022	2022	2	811794 3	4770 0	\$590,000.00	\$3,540.00	\$16,520.00	\$610,060.00	Buildings Specialised	1
BUILDINGS\BUILDINGS SPECIALISED\BUILDING COMPLETE	Jindabyne Waste Depot - Recycling	\$12,400.00	0 0	2022	2022	2	811794 4	4770 1	\$12,400.00	\$74.40	\$347.20	\$12,821.60	Buildings Specialised	1
BUILDINGS\BUILDINGS SPECIALISED\FIXTURES & FITTING	Berridale Community Centre - Ramp Handrail Path	\$0.01	0	2022	2022	2	811794 8	4770 5	\$0.01	\$0.00	\$0.00	\$0.01	Buildings Specialised	1
BUILDINGS\BUILDINGS SPECIALISED\FIXTURES & FITTING	Berridale Community Centre - Hall Extension	\$0.01	0	2022	2022	2	811794 9	4770 6	\$0.01	\$0.00	\$0.00	\$0.01	Buildings Specialised	1
BUILDINGS\BUILDINGS SPECIALISED\BUILDING COMPLETE	Baanya Hall Weatherboard - Iron Roof	\$160,000.00	0 0	2022	2022	2	811795 0	4770 7	\$160,000.00	\$960.00	\$4,480.00	\$165,440.00	Buildings Specialised	1
BUILDINGS\BUILDINGS SPECIALISED\BUILDING COMPLETE	Dalgety Memorial Hall Blockwork - Iron Roof	\$930,564.00	0 0	2022	2022	2	811795 1	4770 8	\$930,564.00	\$5,583.38	\$26,055.79	\$962,203.18	Buildings Specialised	1
BUILDINGS\BUILDINGS SPECIALISED\BUILDING COMPLETE	Adaminaby School of Arts Timber W/brd Imitation Brick Clad - Iron R	\$1,471,000.00	0 0	2022	2022	2	811795 3	4771 0	\$1,471,000.00	\$8,826.00	\$41,188.00	\$1,521,014.00	Buildings Specialised	1
BUILDINGS\BUILDINGS SPECIALISED\FIXTURES & FITTING	Adaminaby School of Arts Refurbishment	\$0.01	0	2022	2022	2	811795 5	4771 2	\$0.01	\$0.00	\$0.00	\$0.01	Buildings Specialised	1
BUILDINGS\BUILDINGS SPECIALISED\BUILDING ARTWORKS	Painting Berridale Community Centre	\$0.01	0	2022	2022	2	811796 0	4771 7	\$0.01	\$0.00	\$0.00	\$0.01	Buildings Specialised	1
BUILDINGS\BUILDINGS SPECIALISED\BUILDING COMPLETE	Hostel Hostel Extension	\$0.01	0	2022	2022	2	811796 1	4771 8	\$0.01	\$0.00	\$0.00	\$0.01	Buildings Specialised	1
BUILDINGS\BUILDINGS SPECIALISED\BUILDING COMPLETE	Berridale Depot	\$0.01	0	2022	2022	2	811796 2	4771 9	\$0.01	\$0.00	\$0.00	\$0.01	Buildings Specialised	1
BUILDINGS\BUILDINGS SPECIALISED\FIXTURES & FITTING	Adaminaby Community Hall Renovations - Adaminaby School of Arts	\$0.01	0	2022	2022	2	811796 8	4772 5	\$0.01	\$0.00	\$0.00	\$0.01	Buildings Specialised	1
BUILDINGS\BUILDINGS SPECIALISED\BUILDING COMPLETE	Hostel Building Extension	\$0.01	0	2022	2022	2	811796 9	4772 6	\$0.01	\$0.00	\$0.00	\$0.01	Buildings Specialised	1
BUILDINGS\BUILDINGS SPECIALISED\BUILDING COMPLETE	Jindabyne Holiday Park - 13 Cabins	\$325,000.00	0 0	2022	2022	2	811797 4	4773 1	\$325,000.00	\$1,950.00	\$9,100.00	\$336,050.00	Buildings Specialised	1
BUILDINGS\BUILDINGS SPECIALISED\BUILDING COMPLETE	Jindabyne Holiday Park - 8 Cabin Vans	\$160,000.00	0 0	2022	2022	2	811797 5	4773 2	\$160,000.00	\$960.00	\$4,480.00	\$165,440.00	Buildings Specialised	1
BUILDINGS\BUILDINGS SPECIALISED\BUILDING COMPLETE	Jindabyne Holiday Park - 8 Park Units	\$190,953.00	0 0	2022	2022	2	811797 6	4773 3	\$190,953.00	\$1,145.72	\$5,346.68	\$197,445.40	Buildings Specialised	1
BUILDINGS\BUILDINGS SPECIALISED\BUILDING ROOF	Jindabyne Memorial Hall - Roof	\$153,450.00	0 0	2022	2022	2	811797 7	4773 4	\$153,450.00	\$920.70	\$4,296.60	\$158,667.30	Buildings Specialised	1
BUILDINGS\BUILDINGS SPECIALISED\FIXTURES & FITTING	Jindabyne Memorial Hall - Floor Coverings	\$255,750.00	0 0	2022	2022	2	811797 8	4773 5	\$255,750.00	\$1,534.50	\$7,161.00	\$264,445.50	Buildings Specialised	1
BUILDINGS\BUILDINGS SPECIALISED\FIXTURES & FITTING	JHP Vinyl Flooring Managers Residence	\$1,748.18	0	2022	2022	2	811797 9	4773 6	\$1,748.18	\$10.49	\$48.95	\$1,807.62	Buildings Specialised	1

Model Category	Asset Name	Renewal Cost	Risk	Expiry Year	Funded Year	Condition	JRAKM S ID	Client ID	Renewal Need	Maintenance Need	Operations Need	Total Need	Treatment	Dimension 1
BUILDINGS\BUILDINGS SPECIALISED\FIXTURES & FITTING	Jindabyne Hall Stage Deck & Steps	\$32,277.06	0	2022	2022	2	8117980	47737	\$32,277.06	\$193.66	\$903.76	\$33,374.48	Buildings Specialised	1
BUILDINGS\BUILDINGS SPECIALISED\FIXTURES & FITTING	Jindabyne Hall Storeroom & Changeroom	\$9,530.51	0	2022	2022	2	8117981	47738	\$9,530.51	\$57.18	\$266.85	\$9,854.55	Buildings Specialised	1
BUILDINGS\BUILDINGS SPECIALISED\FIXTURES & FITTING	JHP Vinyl Flooring & Cabins	\$9,047.27	0	2022	2022	2	8117982	47739	\$9,047.27	\$54.28	\$253.32	\$9,354.88	Buildings Specialised	1
BUILDINGS\BUILDINGS SPECIALISED\FIXTURES & FITTING	Berridale Community Hall Refurbishment	\$67,383.89	0	2022	2022	2	8117984	47741	\$67,383.89	\$404.30	\$1,886.75	\$69,674.94	Buildings Specialised	1
OTHER STRUCTURES\OTHER ASSETS\TIP ASSETS	Container for Mattress Adaminaby Landfill	\$5,160.00	0	2022	2022	2	8118947	48711	\$5,160.00	\$30.96	\$144.48	\$5,335.44	Infrastructure: Other Structures	1
OTHER STRUCTURES\OTHER ASSETS\TIP ASSETS	Container for Cooking Oil Adaminaby Landfill	\$8,150.00	0	2022	2022	2	8118949	48713	\$8,150.00	\$48.90	\$228.20	\$8,427.10	Infrastructure: Other Structures	1
BUILDINGS\BUILDINGS SPECIALISED\BUILDING COMPLETE	Snowy River Health Centre (Super Clinic)	\$4,578,087.19	0	2022	2022	2	8117986	47743	\$4,578,087.19	\$27,468.52	\$128,186.44	\$4,733,742.15	Buildings Specialised	1
BUILDINGS\BUILDINGS SPECIALISED\FIXTURES & FITTING	RFS Shed Dalgety Upgrade	\$153,000.00	0	2022	2022	2	8117988	47745	\$153,000.00	\$918.00	\$4,284.00	\$158,202.00	Buildings Specialised	1
BUILDINGS\BUILDINGS SPECIALISED\FIXTURES & FITTING	Berridale Office Mens Toilet refurbishment	\$24,257.99	0	2022	2022	2	8117987	47744	\$24,257.99	\$145.55	\$679.22	\$25,082.76	Buildings Specialised	1
OTHER STRUCTURES\OTHER STRUCTURES\BUILDING	Toilet Block - Adaminaby Trout Public Res Toilet Block - Adaminaby	\$92,000.00	0	2022	2022	1	8118822	48586	\$92,000.00	\$552.00	\$2,576.00	\$95,128.00	Infrastructure: Other Structures	1
OTHER STRUCTURES\OTHER STRUCTURES\BUILDING	Toilet Block - Adj. Jindabyne Hall Full Brick - Concrete Roof	\$195,000.00	0	2022	2022	1	8118826	48590	\$195,000.00	\$1,170.00	\$5,460.00	\$201,630.00	Infrastructure: Other Structures	1
BUILDINGS\BUILDINGS SPECIALISED\BUILDING ROOF	JHP - Cabin Reroofing (X15) Colourbond	\$0.01	0	2022	2022	1	8117940	47697	\$0.01	\$0.00	\$0.00	\$0.01	Buildings Specialised	1
BUILDINGS\BUILDINGS SPECIALISED\BUILDING COMPLETE	RFS Shed Berridale	\$143,000.00	0	2022	2022	1	8117989	47746	\$143,000.00	\$858.00	\$4,004.00	\$147,862.00	Buildings Specialised	1
BUILDINGS\FURNITURE & FITTINGS\ARTWORKS	Aerial Photographs of Each Town in Shire	\$2,058.00	0	2022	2022	1	8118229	47987	\$2,058.00	\$12.35	\$57.62	\$2,127.97	Furniture & Fittings	1
BUILDINGS\FURNITURE & FITTINGS\OFFICE EQUIPMENT	Microfilm Aperture Cards - DP&S Plans	\$5,787.20	0	2022	2022	1	8118233	47991	\$5,787.20	\$34.72	\$162.04	\$5,983.96	Furniture & Fittings	1
BUILDINGS\OFFICE EQUIPMENT\OFFICE EQUIPMENT	Orana Aged Care Software	\$5,490.91	0	2022	2022	1	8118348	48106	\$5,490.91	\$32.95	\$153.75	\$5,677.60	Office Equipment	1
BUILDINGS\OFFICE EQUIPMENT\OFFICE EQUIPMENT	Desktop Computer, Printer & Win 7 - Neighbourhood Ctre	\$1,931.83	0	2022	2022	1	8118354	48112	\$1,931.83	\$11.59	\$54.09	\$1,997.51	Office Equipment	1
BUILDINGS\OFFICE EQUIPMENT\OFFICE EQUIPMENT	Dell R720 Server - Snowy River Health Centre	\$14,450.00	0	2022	2022	1	8118357	48115	\$14,450.00	\$86.70	\$404.60	\$14,941.30	Office Equipment	1
BUILDINGS\OFFICE EQUIPMENT\OFFICE EQUIPMENT	Electronic Whiteboard Panasonic KXB735	\$3,264.51	0	2022	2022	1	8118394	48152	\$3,264.51	\$19.59	\$91.41	\$3,375.50	Office Equipment	1
OTHER STRUCTURES\OTHER STRUCTURES\BUILDING	Toilet Block - Dalgety Double Brick - Colourbond Roof	\$52,000.00	0	2022	2022	1	8118824	48588	\$52,000.00	\$312.00	\$1,456.00	\$53,768.00	Infrastructure: Other Structures	1
OTHER STRUCTURES\OTHER STRUCTURES\BUILDING	Toilet Block - Lions Park Jindabyne Brick - Tile Roof - Concrete F	\$59,278.00	0	2022	2022	1	8118825	48589	\$59,278.00	\$355.67	\$1,659.78	\$61,293.45	Infrastructure: Other Structures	1
OTHER STRUCTURES\OTHER STRUCTURES\FIXTURES & FITTI	Snowy River Hostel - Rear Fence 50% with F Pascoe - Colourbond	\$1,885.85	0	2022	2022	1	8118870	48634	\$1,885.85	\$11.32	\$52.80	\$1,949.97	Infrastructure: Other Structures	1
<b>Total 2022</b>		<b>\$10,872,144.24</b>							<b>\$10,872,144.24</b>	<b>\$65,232.87</b>	<b>\$304,420.04</b>	<b>\$11,241,797.14</b>		
BUILDINGS\BUILDINGS NON-SPECIALISED\BUILDING FITTI	Fittings	\$79,500.00	0.94	2023	2023	5	8102628	29665	\$79,500.00	\$477.00	\$2,226.00	\$82,203.00	Buildings Non-Specialised	1
BUILDINGS\BUILDINGS NON-SPECIALISED\BUILDING FITTI	Fittings	\$79,500.00	0.94	2023	2023	5	8102629	29666	\$79,500.00	\$477.00	\$2,226.00	\$82,203.00	Buildings Non-Specialised	1
BUILDINGS\BUILDINGS NON-SPECIALISED\BUILDING FITTI	Fittings	\$79,500.00	0.94	2023	2023	5	8102630	29667	\$79,500.00	\$477.00	\$2,226.00	\$82,203.00	Buildings Non-Specialised	1
BUILDINGS\BUILDINGS SPECIALISED\BUILDING FIRE SERV	Fire Services	\$100.00	0.94	2023	2023	5	8102713	29757	\$100.00	\$0.60	\$2.80	\$103.40	Buildings Specialised	1
BUILDINGS\BUILDINGS SPECIALISED\BUILDING FIRE SERV	Fire Services	\$400.00	0.94	2023	2023	5	8102725	29769	\$400.00	\$2.40	\$11.20	\$413.60	Buildings Specialised	1
BUILDINGS\BUILDINGS SPECIALISED\BUILDING FIRE SERV	Fire Services	\$300.00	0.94	2023	2023	5	8102726	29770	\$300.00	\$1.80	\$8.40	\$310.20	Buildings Specialised	1
BUILDINGS\BUILDINGS SPECIALISED\BUILDING FIRE SERV	Fire Services	\$12,000.00	0.94	2023	2023	5	8102732	29776	\$12,000.00	\$72.00	\$336.00	\$12,408.00	Buildings Specialised	1

Model Category	Asset Name	Renewal Cost	Risk	Expiry Year	Funded Year	Condition	JRAKM S ID	Client ID	Renewal Need	Maintenance Need	Operations Need	Total Need	Treatment	Dimension 1
BUILDINGS\BUILDINGS SPECIALISED\BUILDING FIRE SERV	Fire Services	\$1,200.00	0.94 19	2023	2023	5	810291 2	2996 1	\$1,200.00	\$7.20	\$33.60	\$1,240.80	Buildings Specialised	1
BUILDINGS\BUILDINGS SPECIALISED\BUILDING FIRE SERV	Fire Services	\$100.00	0.94 19	2023	2023	5	810296 0	3002 0	\$100.00	\$0.60	\$2.80	\$103.40	Buildings Specialised	1
BUILDINGS\BUILDINGS SPECIALISED\BUILDING FIRE SERV	Fire Services	\$1,500.00	0.94 19	2023	2023	5	810296 1	3002 1	\$1,500.00	\$9.00	\$42.00	\$1,551.00	Buildings Specialised	1
BUILDINGS\BUILDINGS SPECIALISED\BUILDING FIRE SERV	Fire Services	\$2,700.00	0.94 19	2023	2023	5	810298 9	3004 9	\$2,700.00	\$16.20	\$75.60	\$2,791.80	Buildings Specialised	1
BUILDINGS\BUILDINGS SPECIALISED\BUILDING FIRE SERV	Fire Services	\$2,000.00	0.94 19	2023	2023	5	810299 2	3005 2	\$2,000.00	\$12.00	\$56.00	\$2,068.00	Buildings Specialised	1
BUILDINGS\BUILDINGS NON-SPECIALISED\BUILDING FITTI	Fittings	\$13,500.00	0.70 64	2024	2023	5	810254 9	2958 1	\$13,500.00	\$81.00	\$378.00	\$13,959.00	Buildings Non-Specialised	1
BUILDINGS\BUILDINGS NON-SPECIALISED\BUILDING FINIS	Finishes	\$90,800.00	0.70 64	2024	2023	5	810262 2	2965 9	\$90,800.00	\$544.80	\$2,542.40	\$93,887.20	Buildings Non-Specialised	1
BUILDINGS\BUILDINGS NON-SPECIALISED\BUILDING FINIS	Finishes	\$90,800.00	0.70 64	2024	2023	5	810262 3	2966 0	\$90,800.00	\$544.80	\$2,542.40	\$93,887.20	Buildings Non-Specialised	1
BUILDINGS\BUILDINGS NON-SPECIALISED\BUILDING FINIS	Finishes	\$90,800.00	0.70 64	2024	2023	5	810262 4	2966 1	\$90,800.00	\$544.80	\$2,542.40	\$93,887.20	Buildings Non-Specialised	1
BUILDINGS\BUILDINGS NON-SPECIALISED\BUILDING SITEW	Siteworks	\$2,300.00	0.46 55	2023	2023	5	810251 5	2954 7	\$2,300.00	\$13.80	\$64.40	\$2,378.20	Buildings Non-Specialised	1
BUILDINGS\BUILDINGS NON-SPECIALISED\BUILDING PLUMB	Plumbing	\$40,500.00	0.46 55	2024	2023	5	810255 9	2959 1	\$40,500.00	\$243.00	\$1,134.00	\$41,877.00	Buildings Non-Specialised	1
BUILDINGS\BUILDINGS NON-SPECIALISED\BUILDING SITEW	Siteworks	\$56,800.00	0.46 55	2024	2023	5	810258 6	2961 9	\$56,800.00	\$340.80	\$1,590.40	\$58,731.20	Buildings Non-Specialised	1
BUILDINGS\BUILDINGS SPECIALISED\BUILDING FIRE SERV	Fire Services	\$800.00	0.46 55	2024	2023	5	810273 0	2977 4	\$800.00	\$4.80	\$22.40	\$827.20	Buildings Specialised	1
BUILDINGS\BUILDINGS SPECIALISED\BUILDING PLUMBING	Plumbing	\$12,900.00	0.46 55	2024	2023	5	810300 2	3006 3	\$12,900.00	\$77.40	\$361.20	\$13,338.60	Buildings Specialised	1
BUILDINGS\BUILDINGS NON-SPECIALISED\BUILDING SITEW	Siteworks	\$21,700.00	0.46 55	2025	2023	5	810258 4	2961 7	\$21,700.00	\$130.20	\$607.60	\$22,437.80	Buildings Non-Specialised	1
BUILDINGS\BUILDINGS SPECIALISED\BUILDING PLUMBING	Plumbing	\$5,200.00	0.46 55	2025	2023	5	810300 3	3006 4	\$5,200.00	\$31.20	\$145.60	\$5,376.80	Buildings Specialised	1
BUILDINGS\BUILDINGS NON-SPECIALISED\BUILDING OTHER	Services	\$29,000.00	0.34 91	2026	2023	5	810251 3	2954 5	\$29,000.00	\$174.00	\$812.00	\$29,986.00	Buildings Non-Specialised	1
BUILDINGS\BUILDINGS NON-SPECIALISED\BUILDING SITEW	Siteworks	\$11,400.00	0.34 91	2026	2023	5	810258 3	2961 6	\$11,400.00	\$68.40	\$319.20	\$11,787.60	Buildings Non-Specialised	1
BUILDINGS\BUILDINGS SPECIALISED\BUILDING PLUMBING	Plumbing	\$800.00	0.34 91	2026	2023	5	810276 2	2980 7	\$800.00	\$4.80	\$22.40	\$827.20	Buildings Specialised	1
BUILDINGS\BUILDINGS SPECIALISED\BUILDING PLUMBING	Plumbing	\$2,900.00	0.34 91	2026	2023	5	810276 5	2981 0	\$2,900.00	\$17.40	\$81.20	\$2,998.60	Buildings Specialised	1
BUILDINGS\BUILDINGS SPECIALISED\BUILDING PLUMBING	Plumbing	\$1,400.00	0.34 91	2026	2023	5	810276 6	2981 1	\$1,400.00	\$8.40	\$39.20	\$1,447.60	Buildings Specialised	1
BUILDINGS\BUILDINGS SPECIALISED\BUILDING PLUMBING	Plumbing	\$16,100.00	0.34 91	2026	2023	5	810276 9	2981 4	\$16,100.00	\$96.60	\$450.80	\$16,647.40	Buildings Specialised	1
BUILDINGS\BUILDINGS SPECIALISED\BUILDING PLUMBING	Plumbing	\$30,500.00	0.34 91	2026	2023	5	810277 1	2981 6	\$30,500.00	\$183.00	\$854.00	\$31,537.00	Buildings Specialised	1
BUILDINGS\BUILDINGS SPECIALISED\BUILDING PLUMBING	Plumbing	\$4,800.00	0.34 91	2026	2023	5	810277 3	2981 8	\$4,800.00	\$28.80	\$134.40	\$4,963.20	Buildings Specialised	1
BUILDINGS\BUILDINGS SPECIALISED\BUILDING PLUMBING	Plumbing	\$1,200.00	0.34 91	2026	2023	5	810277 4	2981 9	\$1,200.00	\$7.20	\$33.60	\$1,240.80	Buildings Specialised	1
BUILDINGS\BUILDINGS SPECIALISED\BUILDING PLUMBING	Plumbing	\$2,400.00	0.34 91	2026	2023	5	810277 5	2982 0	\$2,400.00	\$14.40	\$67.20	\$2,481.60	Buildings Specialised	1
BUILDINGS\BUILDINGS SPECIALISED\BUILDING PLUMBING	Plumbing	\$1,300.00	0.34 91	2026	2023	5	810277 8	2982 3	\$1,300.00	\$7.80	\$36.40	\$1,344.20	Buildings Specialised	1
BUILDINGS\BUILDINGS SPECIALISED\BUILDING PLUMBING	Plumbing	\$2,700.00	0.34 91	2026	2023	5	810277 9	2982 4	\$2,700.00	\$16.20	\$75.60	\$2,791.80	Buildings Specialised	1
BUILDINGS\BUILDINGS SPECIALISED\BUILDING PLUMBING	Plumbing	\$4,500.00	0.34 91	2026	2023	5	810278 0	2982 5	\$4,500.00	\$27.00	\$126.00	\$4,653.00	Buildings Specialised	1
BUILDINGS\BUILDINGS SPECIALISED\BUILDING PLUMBING	Plumbing	\$3,600.00	0.34 91	2026	2023	5	810288 3	2993 0	\$3,600.00	\$21.60	\$100.80	\$3,722.40	Buildings Specialised	1

Model Category	Asset Name	Renewal Cost	Risk	Expiry Year	Funded Year	Condition	JRAKM S ID	Client ID	Renewal Need	Maintenance Need	Operations Need	Total Need	Treatment	Dimension 1
BUILDINGS\BUILDINGS SPECIALISED\BUILDING PLUMBING	Plumbing	\$4,200.00	0.34 91	2026	2023	5	810292 6	2997 9	\$4,200.00	\$25.20	\$117.60	\$4,342.80	Buildings Specialised	1
BUILDINGS\BUILDINGS SPECIALISED\BUILDING PLUMBING	Plumbing	\$300.00	0.34 91	2026	2023	5	810296 6	3002 6	\$300.00	\$1.80	\$8.40	\$310.20	Buildings Specialised	1
BUILDINGS\BUILDINGS SPECIALISED\BUILDING PLUMBING	Plumbing	\$5,400.00	0.34 91	2026	2023	5	810296 7	3002 7	\$5,400.00	\$32.40	\$151.20	\$5,583.60	Buildings Specialised	1
BUILDINGS\BUILDINGS SPECIALISED\BUILDING PLUMBING	Plumbing	\$4,900.00	0.34 91	2026	2023	5	810296 8	3002 8	\$4,900.00	\$29.40	\$137.20	\$5,066.60	Buildings Specialised	1
BUILDINGS\BUILDINGS SPECIALISED\BUILDING PLUMBING	Plumbing	\$4,400.00	0.34 91	2026	2023	5	810300 6	3006 7	\$4,400.00	\$26.40	\$123.20	\$4,549.60	Buildings Specialised	1
BUILDINGS\BUILDINGS NON-SPECIALISED\BUILDING SITEWORKS	Siteworks	\$22,700.00	0.34 91	2027	2023	5	810264 7	2968 4	\$22,700.00	\$136.20	\$635.60	\$23,471.80	Buildings Non-Specialised	1
BUILDINGS\BUILDINGS NON-SPECIALISED\BUILDING SITEWORKS	Siteworks	\$22,700.00	0.34 91	2027	2023	5	810264 8	2968 5	\$22,700.00	\$136.20	\$635.60	\$23,471.80	Buildings Non-Specialised	1
BUILDINGS\BUILDINGS NON-SPECIALISED\BUILDING SITEWORKS	Siteworks	\$22,700.00	0.34 91	2027	2023	5	810264 9	2968 6	\$22,700.00	\$136.20	\$635.60	\$23,471.80	Buildings Non-Specialised	1
BUILDINGS\BUILDINGS SPECIALISED\BUILDING PLUMBING	Plumbing	\$9,700.00	0.34 91	2027	2023	5	810300 1	3006 2	\$9,700.00	\$58.20	\$271.60	\$10,029.80	Buildings Specialised	1
BUILDINGS\BUILDINGS SPECIALISED\BUILDING PLUMBING	Plumbing	\$20,200.00	0.34 91	2027	2023	5	810300 5	3006 6	\$20,200.00	\$121.20	\$565.60	\$20,886.80	Buildings Specialised	1
BUILDINGS\BUILDINGS SPECIALISED\BUILDING PLUMBING	Plumbing	\$906.26	0.34 91	2027	2023	5	810304 9	3011 3	\$906.26	\$5.44	\$25.38	\$937.07	Buildings Specialised	1
BUILDINGS\BUILDINGS SPECIALISED\BUILDING PLUMBING	Plumbing	\$1,700.00	0.34 91	2027	2023	5	810305 0	3011 4	\$1,700.00	\$10.20	\$47.60	\$1,757.80	Buildings Specialised	1
BUILDINGS\BUILDINGS SPECIALISED\BUILDING PLUMBING	Plumbing	\$4,400.00	0.34 91	2027	2023	5	810305 1	3011 5	\$4,400.00	\$26.40	\$123.20	\$4,549.60	Buildings Specialised	1
BUILDINGS\BUILDINGS SPECIALISED\BUILDING PLUMBING	Plumbing	\$200.00	0.34 91	2027	2023	5	810305 3	3011 7	\$200.00	\$1.20	\$5.60	\$206.80	Buildings Specialised	1
BUILDINGS\BUILDINGS SPECIALISED\BUILDING PLUMBING	Plumbing	\$200.00	0.34 91	2027	2023	5	810305 4	3011 8	\$200.00	\$1.20	\$5.60	\$206.80	Buildings Specialised	1
BUILDINGS\BUILDINGS SPECIALISED\BUILDING PLUMBING	Plumbing	\$200.00	0.34 91	2027	2023	5	810305 5	3011 9	\$200.00	\$1.20	\$5.60	\$206.80	Buildings Specialised	1
BUILDINGS\BUILDINGS NON-SPECIALISED\BUILDING OTHER	Services	\$325,224.00	0.34 91	2028	2023	5	810264 1	2967 8	\$325,224.00	\$1,951.34	\$9,106.27	\$336,281.62	Buildings Non-Specialised	1
BUILDINGS\BUILDINGS NON-SPECIALISED\BUILDING OTHER	Services	\$325,224.00	0.34 91	2028	2023	5	810264 2	2967 9	\$325,224.00	\$1,951.34	\$9,106.27	\$336,281.62	Buildings Non-Specialised	1
BUILDINGS\BUILDINGS NON-SPECIALISED\BUILDING OTHER	Services	\$325,442.90	0.34 91	2028	2023	5	810264 3	2968 0	\$325,442.90	\$1,952.66	\$9,112.40	\$336,507.96	Buildings Non-Specialised	1
BUILDINGS\BUILDINGS SPECIALISED\BUILDING COMPLETE	Site Shed and Portable Toilet - Old Adaminaby Rd	\$13,000.00	0.23 55	2038	2023	5	811799 4	4775 1	\$13,000.00	\$78.00	\$364.00	\$13,442.00	Buildings Specialised	1
BUILDINGS\BUILDINGS SPECIALISED\BUILDING COMPLETE	Double Bay Bush Fire Shed - Anglers Reach	\$41,000.00	0.23 55	2038	2023	5	811799 6	4775 3	\$41,000.00	\$246.00	\$1,148.00	\$42,394.00	Buildings Specialised	1
OTHER STRUCTURES\OTHER ASSETS\OTHER INFRASTRUCTURE	Vehicle Dog Cage	\$2,164.04	0.04 31	2023	2023	5	811888 4	4864 8	\$2,164.04	\$12.98	\$60.59	\$2,237.62	Infrastructure: Other Structures	1
BUILDINGS\OFFICE EQUIPMENT\OFFICE EQUIPMENT	Projector and Screen - Berridale Hall	\$5,670.00	0.04 31	2024	2023	5	811834 6	4810 4	\$5,670.00	\$34.02	\$158.76	\$5,862.78	Office Equipment	1
BUILDINGS\OFFICE EQUIPMENT\OFFICE EQUIPMENT	ICT Corporate Systems Upgrade	\$1,023,405.66	0.04 31	2024	2023	5	811837 8	4813 6	\$1,023,405.66	\$6,140.43	\$28,655.36	\$1,058,201.45	Office Equipment	1
OTHER STRUCTURES\OTHER ASSETS\TIP ASSETS	Second Lift - Jindabyne Landfill	\$390,450.77	0.04 31	2024	2023	5	811892 9	4869 3	\$390,450.77	\$2,342.70	\$10,932.62	\$403,726.10	Infrastructure: Other Structures	1
OTHER STRUCTURES\OTHER ASSETS\SOLAR SYSTEMS	Berridale Depot - 15kW Solar PV System	\$22,500.00	0.04 31	2025	2023	5	811889 0	4865 4	\$22,500.00	\$135.00	\$630.00	\$23,265.00	Infrastructure: Other Structures	1
BUILDINGS\BUILDINGS NON-SPECIALISED\BUILDING FLOOR	Floor Coverings	\$52,800.00	0.00 77	2023	2023	4	810255 3	2958 5	\$52,800.00	\$316.80	\$1,478.40	\$54,595.20	Buildings Non-Specialised	1
BUILDINGS\BUILDINGS SPECIALISED\BUILDING FLOOR	Floor Coverings	\$13,300.00	0.00 77	2023	2023	4	810288 0	2992 7	\$13,300.00	\$79.80	\$372.40	\$13,752.20	Buildings Specialised	1
OTHER STRUCTURES\OPEN SPACES\PUBLIC ART	Monument 04 - War Memorial Pillars	\$2,801.96	0.00 01	2023	2023	4	810611 4	3323 7	\$2,801.96	\$16.81	\$78.45	\$2,897.23	Infrastructure: Other Structures	1
OTHER STRUCTURES\OTHER STRUCTURES\FURNITURE	Bicycle Rack - Entry	\$2,053.65	0.00 01	2023	2023	4	810668 6	3390 2	\$2,053.65	\$12.32	\$57.50	\$2,123.47	Infrastructure: Other Structures	1

Model Category	Asset Name	Renewal Cost	Risk	Expiry Year	Funded Year	Condition	JRAKM S ID	Client ID	Renewal Need	Maintenance Need	Operations Need	Total Need	Treatment	Dimension 1
BUILDINGS\FURNITURE & FITTINGS\FURNITURE	Williams Freezer and Fridge - Hostel	\$9,796.00	0.00 01	2023	2023	4	811832 1	4807 9	\$9,796.00	\$58.78	\$274.29	\$10,129.06	Furniture & Fittings	1
BUILDINGS\FURNITURE & FITTINGS\FIXTURES & FITTINGS	Hostel - Cannon Fitzroy Gas Heater	\$4,966.93	0.00 01	2023	2023	4	811832 2	4808 0	\$4,966.93	\$29.80	\$139.07	\$5,135.81	Furniture & Fittings	1
BUILDINGS\FURNITURE & FITTINGS\FIXTURES & FITTINGS	Berridale Office Refurbishment - Records & RCU Area	\$57,879.14	0.00 01	2023	2023	4	811832 3	4808 1	\$57,879.14	\$347.27	\$1,620.62	\$59,847.03	Furniture & Fittings	1
BUILDINGS\FURNITURE & FITTINGS\FURNITURE	Section 355 Piano Jindabyne Memorial Hall - Schumann Grand Piano	\$17,734.67	0.00 01	2023	2023	4	811832 4	4808 2	\$17,734.67	\$106.41	\$496.57	\$18,337.65	Furniture & Fittings	1
BUILDINGS\FURNITURE & FITTINGS\FIXTURES & FITTINGS	Rinnai Hot Water System - JHP	\$33,600.00	0.00 01	2023	2023	4	811832 5	4808 3	\$33,600.00	\$201.60	\$940.80	\$34,742.40	Furniture & Fittings	1
BUILDINGS\OFFICE EQUIPMENT\OFFICE EQUIPMENT	Computer Server Hardware - System Storage	\$14,979.69	0	2023	2023	4	811833 6	4809 4	\$14,979.69	\$89.88	\$419.43	\$15,489.00	Office Equipment	1
BUILDINGS\FURNITURE & FITTINGS\FURNITURE	Screens - Acoustic	\$1,952.00	0	2023	2023	3	811822 7	4798 5	\$1,952.00	\$11.71	\$54.66	\$2,018.37	Furniture & Fittings	1
BUILDINGS\FURNITURE & FITTINGS\FURNITURE	Furniture Package 1/5 Kunarma Close	\$2,265.40	0	2023	2023	3	811827 4	4803 2	\$2,265.40	\$13.59	\$63.43	\$2,342.42	Furniture & Fittings	1
BUILDINGS\FURNITURE & FITTINGS\FIXTURES & FITTINGS	Oven Jindabyne Oval	\$2,100.00	0	2023	2023	3	811827 7	4803 5	\$2,100.00	\$12.60	\$58.80	\$2,171.40	Furniture & Fittings	1
BUILDINGS\FURNITURE & FITTINGS\FIXTURES & FITTINGS	Carrier Xpower Gold Hi-wall Heater	\$9,854.55	0	2023	2023	3	811827 9	4803 7	\$9,854.55	\$59.13	\$275.93	\$10,189.60	Furniture & Fittings	1
BUILDINGS\FURNITURE & FITTINGS\FIXTURES & FITTINGS	21 Bosch Hot Water Heaters	\$49,635.00	0	2023	2023	3	811828 2	4804 0	\$49,635.00	\$297.81	\$1,389.78	\$51,322.59	Furniture & Fittings	1
BUILDINGS\FURNITURE & FITTINGS\FIXTURES & FITTINGS	Jindabyne Hall Folding Doors	\$2,072.00	0	2023	2023	3	811829 4	4805 2	\$2,072.00	\$12.43	\$58.02	\$2,142.45	Furniture & Fittings	1
BUILDINGS\FURNITURE & FITTINGS\FIXTURES & FITTINGS	Blinds Curtains Cabins 22,23,24,25	\$5,936.36	0	2023	2023	3	811829 6	4805 4	\$5,936.36	\$35.62	\$166.22	\$6,138.20	Furniture & Fittings	1
BUILDINGS\OFFICE EQUIPMENT\OFFICE EQUIPMENT	RAM for Server 4GB + 2x2GB	\$2,115.62	0	2023	2023	3	811839 8	4815 6	\$2,115.62	\$12.69	\$59.24	\$2,187.55	Office Equipment	1
BUILDINGS\OFFICE EQUIPMENT\OFFICE EQUIPMENT	MacBook Air & iPad	\$1,606.32	0	2023	2023	3	811834 1	4809 9	\$1,606.32	\$9.64	\$44.98	\$1,660.93	Office Equipment	1
BUILDINGS\OFFICE EQUIPMENT\OFFICE EQUIPMENT	R61 Computer Laptop Thinkpad 3GB (Respite)	\$1,745.26	0	2023	2023	3	811838 2	4814 0	\$1,745.26	\$10.47	\$48.87	\$1,804.60	Office Equipment	1
LAND\COMMUNITY LAND\COMMUNITY LAND	Berridale Aged Hostel - Managers Carport	\$3,501.86	0	2023	2023	3	811886 5	4862 9	\$3,501.86	\$175.09	\$991.03	\$4,667.98	Community Land	1
OTHER STRUCTURES\OTHER STRUCTURES\FIXTURES & FITTINGS	Berridale Aged Hostel - Concrete Path & Seating	\$2,115.65	0	2023	2023	3	811886 8	4863 2	\$2,115.65	\$12.69	\$59.24	\$2,187.58	Infrastructure: Other Structures	1
OTHER STRUCTURES\OTHER STRUCTURES\BUILDING	RFS Shed Rocky Plains	\$61,000.00	0	2023	2023	3	811887 9	4864 3	\$61,000.00	\$366.00	\$1,708.00	\$63,074.00	Infrastructure: Other Structures	1
OTHER STRUCTURES\OTHER STRUCTURES\FIXTURES & FITTINGS	RFS Shed Frampton Electricity connection	\$9,326.35	0	2023	2023	3	811888 0	4864 4	\$9,326.35	\$55.96	\$261.14	\$9,643.45	Infrastructure: Other Structures	1
OTHER STRUCTURES\OTHER STRUCTURES\BUILDING	Adaminaby Works Depot - 2 Bay Garage Permissive Occupancy	\$5,760.00	0	2023	2023	3	811888 5	4864 9	\$5,760.00	\$34.56	\$161.28	\$5,955.84	Infrastructure: Other Structures	1
OTHER STRUCTURES\OTHER STRUCTURES\BUILDING	Toilet Block - Anglers Reach Brick - Tile Roof Concrete Slab	\$66,000.00	0	2023	2023	3	811892 1	4868 5	\$66,000.00	\$396.00	\$1,848.00	\$68,244.00	Infrastructure: Other Structures	1
OTHER STRUCTURES\OTHER STRUCTURES\BUILDING	Toilet Block - Dalgety Showground Blockwork - Iron Roof	\$56,000.00	0	2023	2023	3	811892 7	4869 1	\$56,000.00	\$336.00	\$1,568.00	\$57,904.00	Infrastructure: Other Structures	1
OTHER STRUCTURES\OTHER ASSETS\TIP ASSETS	Surveillance Equipment	\$5,399.77	0	2023	2023	3	811893 6	4870 0	\$5,399.77	\$32.40	\$151.19	\$5,583.36	Infrastructure: Other Structures	1
BUILDINGS\BUILDINGS SPECIALISED\BUILDING ROOF	JHP - Cabin Reroofing (X15) Colourbond	\$0.01	0	2023	2023	1	811794 0	4769 7	\$0.01	\$0.00	\$0.00	\$0.01	Buildings Specialised	1
BUILDINGS\BUILDINGS SPECIALISED\BUILDING COMPLETE	RFS Shed Berridale	\$143,000.00	0	2023	2023	1	811798 9	4774 6	\$143,000.00	\$858.00	\$4,004.00	\$147,862.00	Buildings Specialised	1
BUILDINGS\FURNITURE & FITTINGS\ARTWORKS	Aerial Photographs of Each Town in Shire	\$2,058.00	0	2023	2023	1	811822 9	4798 7	\$2,058.00	\$12.35	\$57.62	\$2,127.97	Furniture & Fittings	1
BUILDINGS\FURNITURE & FITTINGS\OFFICE EQUIPMENT	Microfilm Aperture Cards - DP&S Plans	\$5,787.20	0	2023	2023	1	811823 3	4799 1	\$5,787.20	\$34.72	\$162.04	\$5,983.96	Furniture & Fittings	1
BUILDINGS\OFFICE EQUIPMENT\OFFICE EQUIPMENT	Orana Aged Care Software	\$5,490.91	0	2023	2023	1	811834 8	4810 6	\$5,490.91	\$32.95	\$153.75	\$5,677.60	Office Equipment	1
BUILDINGS\OFFICE EQUIPMENT\OFFICE EQUIPMENT	Desktop Computer, Printer & Win 7 - Neighbourhood Ctr	\$1,931.83	0	2023	2023	1	811835 4	4811 2	\$1,931.83	\$11.59	\$54.09	\$1,997.51	Office Equipment	1

Model Category	Asset Name	Renewal Cost	Risk	Expiry Year	Funded Year	Condition	JRAKM S ID	Client ID	Renewal Need	Maintenance Need	Operations Need	Total Need	Treatment	Dimension 1
BUILDINGS\OFFICE EQUIPMENT\OFFICE EQUIPMENT	Dell R720 Server - Snowy River Health Centre	\$14,450.00	0	2023	2023	1	8118357	48115	\$14,450.00	\$86.70	\$404.60	\$14,941.30	Office Equipment	1
BUILDINGS\OFFICE EQUIPMENT\OFFICE EQUIPMENT	Electronic Whiteboard Panasonic KXB735	\$3,264.51	0	2023	2023	1	8118394	48152	\$3,264.51	\$19.59	\$91.41	\$3,375.50	Office Equipment	1
OTHER STRUCTURES\OTHER STRUCTURES\BUILDING	Toilet Block - Dalgety Double Brick - Colourbond Roof	\$52,000.00	0	2023	2023	1	8118824	48588	\$52,000.00	\$312.00	\$1,456.00	\$53,768.00	Infrastructure: Other Structures	1
OTHER STRUCTURES\OTHER STRUCTURES\BUILDING	Toilet Block - Lions Park Jindabyne Brick - Tile Roof - Concrete F	\$59,278.00	0	2023	2023	1	8118825	48589	\$59,278.00	\$355.67	\$1,659.78	\$61,293.45	Infrastructure: Other Structures	1
OTHER STRUCTURES\OTHER STRUCTURES\FIXTURES & FITTINGS	Snowy River Hostel - Rear Fence 50% with F Pascoe - Colourbond	\$1,885.85	0	2023	2023	1	8118870	48634	\$1,885.85	\$11.32	\$52.80	\$1,949.97	Infrastructure: Other Structures	1
<b>Total 2023</b>		<b>\$4,183,832.12</b>							<b>\$4,183,832.12</b>	<b>\$25,257.07</b>	<b>\$118,040.27</b>	<b>\$4,327,129.47</b>		
OTHER STRUCTURES\OTHER STRUCTURES\BUILDING	Nimmitabel Old Mill Roof	\$6,963.36	0.0979	2031	2024	5	8106714	33932	\$6,963.36	\$41.78	\$194.97	\$7,200.11	Infrastructure: Other Structures	1
BUILDINGS\BUILDINGS SPECIALISED\BUILDING COMPLETE	Radio Shed - Mount Warnbrook	\$5,000.00	0.0326	2053	2024	5	8118011	47768	\$5,000.00	\$30.00	\$140.00	\$5,170.00	Buildings Specialised	1
BUILDINGS\BUILDINGS NON-SPECIALISED\BUILDING FLOOR	Floor Coverings	\$162,000.00	0.0051	2024	2024	5	8102554	29586	\$162,000.00	\$972.00	\$4,536.00	\$167,508.00	Buildings Non-Specialised	1
BUILDINGS\BUILDINGS NON-SPECIALISED\BUILDING ELECT	Electrical	\$45,000.00	0.0007	2024	2024	4	8102529	29561	\$45,000.00	\$270.00	\$1,260.00	\$46,530.00	Buildings Non-Specialised	1
BUILDINGS\BUILDINGS NON-SPECIALISED\BUILDING ROOF	Roof	\$31,500.00	0.0007	2024	2024	4	8102568	29601	\$31,500.00	\$189.00	\$882.00	\$32,571.00	Buildings Non-Specialised	1
BUILDINGS\BUILDINGS SPECIALISED\BUILDING ROOF	Roof	\$27,700.00	0.0007	2024	2024	4	8102970	30030	\$27,700.00	\$166.20	\$775.60	\$28,641.80	Buildings Specialised	1
BUILDINGS\FURNITURE & FITTINGS\FIXTURES & FITTINGS	Carpet - Hostel - John Paske Floorcoverings	\$11,909.09	0.0001	2024	2024	4	8118326	48084	\$11,909.09	\$71.45	\$333.45	\$12,314.00	Furniture & Fittings	1
BUILDINGS\FURNITURE & FITTINGS\FIXTURES & FITTINGS	Ceiling and Wall Lights - Snowy River Health Centre	\$9,885.00	0.0001	2024	2024	4	8118327	48085	\$9,885.00	\$59.31	\$276.78	\$10,221.09	Furniture & Fittings	1
BUILDINGS\FURNITURE & FITTINGS\FIXTURES & FITTINGS	Medical Furniture and Fittings - Snowy River Health Centre - As pe	\$30,479.00	0.0001	2024	2024	4	8118328	48086	\$30,479.00	\$182.87	\$853.41	\$31,515.29	Furniture & Fittings	1
BUILDINGS\FURNITURE & FITTINGS\FIXTURES & FITTINGS	1/5 Kunama Cl Berridale - Air Conditioning Unit	\$4,395.00	0.0001	2024	2024	4	8118330	48088	\$4,395.00	\$26.37	\$123.06	\$4,544.43	Furniture & Fittings	1
BUILDINGS\FURNITURE & FITTINGS\FURNITURE	Vegetation Management - Workstations and Draw Units	\$4,130.00	0.0001	2024	2024	4	8118334	48092	\$4,130.00	\$24.78	\$115.64	\$4,270.42	Furniture & Fittings	1
BUILDINGS\FURNITURE & FITTINGS\FIXTURES & FITTINGS	20 Denison St Adamnaby - Braemar WF25 LPG Gas Heater	\$3,595.55	0	2024	2024	4	8118329	48087	\$3,595.55	\$21.57	\$100.68	\$3,717.80	Furniture & Fittings	1
BUILDINGS\OFFICE EQUIPMENT\OFFICE EQUIPMENT	Berridale Tipsite - Handheld PDT device	\$4,682.50	0	2024	2024	2	8118360	48118	\$4,682.50	\$28.10	\$131.11	\$4,841.71	Office Equipment	1
BUILDINGS\OFFICE EQUIPMENT\OFFICE EQUIPMENT	Cabeling for Leaseville Depot	\$7,240.00	0	2024	2024	2	8118356	48114	\$7,240.00	\$43.44	\$202.72	\$7,486.16	Office Equipment	1
BUILDINGS\OFFICE EQUIPMENT\OFFICE EQUIPMENT	Telstra TBS Telephone System Equipment - Snowy River Health Centre	\$18,437.54	0	2024	2024	2	8118358	48116	\$18,437.54	\$110.63	\$516.25	\$19,064.42	Office Equipment	1
BUILDINGS\OFFICE EQUIPMENT\OFFICE EQUIPMENT	Audio Visual System - Snowy River Health Centre	\$16,681.00	0	2024	2024	2	8118359	48117	\$16,681.00	\$100.09	\$467.07	\$17,248.15	Office Equipment	1
BUILDINGS\OFFICE EQUIPMENT\OFFICE EQUIPMENT	Infocouncil Software	\$24,572.00	0	2024	2024	2	8118361	48119	\$24,572.00	\$147.43	\$688.02	\$25,407.45	Office Equipment	1
BUILDINGS\OFFICE EQUIPMENT\OFFICE EQUIPMENT	Telstra Upgrade - Coporate System	\$311,688.48	0	2024	2024	2	8118362	48120	\$311,688.48	\$1,870.13	\$8,727.28	\$322,285.89	Office Equipment	1
BUILDINGS\OFFICE EQUIPMENT\OFFICE EQUIPMENT	Technology One Software Licence Fees	\$213,764.50	0	2024	2024	2	8118363	48121	\$213,764.50	\$1,282.59	\$5,985.41	\$221,032.49	Office Equipment	1
BUILDINGS\OFFICE EQUIPMENT\OFFICE EQUIPMENT	Outcome Manager Software Application	\$42,400.00	0	2024	2024	2	8118364	48122	\$42,400.00	\$254.40	\$1,187.20	\$43,841.60	Office Equipment	1
BUILDINGS\OFFICE EQUIPMENT\OFFICE EQUIPMENT	SRSC Website	\$55,270.76	0	2024	2024	2	8118365	48123	\$55,270.76	\$331.62	\$1,547.58	\$57,149.97	Office Equipment	1
BUILDINGS\OFFICE EQUIPMENT\OFFICE EQUIPMENT	Technology One Fixed Asset Module	\$3,160.00	0	2024	2024	2	8118366	48124	\$3,160.00	\$18.96	\$88.48	\$3,267.44	Office Equipment	1
BUILDINGS\OFFICE EQUIPMENT\OFFICE EQUIPMENT	Trim Document System	\$21,150.00	0	2024	2024	2	8118367	48125	\$21,150.00	\$126.90	\$592.20	\$21,869.10	Office Equipment	1
BUILDINGS\OFFICE EQUIPMENT\OFFICE EQUIPMENT	Shadow Protect Software Computer Security system	\$3,995.00	0	2024	2024	2	8118368	48126	\$3,995.00	\$23.97	\$111.86	\$4,130.83	Office Equipment	1



Model Category	Asset Name	Renewal Cost	Risk	Expiry Year	Funded Year	Condition	JRAKM S ID	Client ID	Renewal Need	Maintenance Need	Operations Need	Total Need	Treatment	Dimension 1
BUILDINGS\OFFICE EQUIPMENT\OFFICE EQUIPMENT	13 UPS	\$5,938.28	0	2024	2024	2	8118369	48127	\$5,938.28	\$35.63	\$166.27	\$6,140.18	Office Equipment	1
BUILDINGS\OFFICE EQUIPMENT\OFFICE EQUIPMENT	Panasonic Toughbook	\$6,829.00	0	2024	2024	2	8118370	48128	\$6,829.00	\$40.97	\$191.21	\$7,061.19	Office Equipment	1
BUILDINGS\OFFICE EQUIPMENT\OFFICE EQUIPMENT	Technology One Ci Payroll HR	\$47,688.70	0	2024	2024	2	8118371	48129	\$47,688.70	\$286.13	\$1,335.28	\$49,310.12	Office Equipment	1
BUILDINGS\OFFICE EQUIPMENT\OFFICE EQUIPMENT	Technology One Ci Finance	\$54,783.87	0	2024	2024	2	8118372	48130	\$54,783.87	\$328.70	\$1,533.95	\$56,646.52	Office Equipment	1
BUILDINGS\OFFICE EQUIPMENT\OFFICE EQUIPMENT	Computer Servcer - ICT Insurance Claim Replacement Equipment	\$41,794.75	0	2024	2024	2	8118373	48131	\$41,794.75	\$250.77	\$1,170.25	\$43,215.77	Office Equipment	1
BUILDINGS\OFFICE EQUIPMENT\OFFICE EQUIPMENT	Ci Implementation - Proclaim	\$22,920.38	0	2024	2024	2	8118374	48132	\$22,920.38	\$137.52	\$641.77	\$23,699.67	Office Equipment	1
BUILDINGS\OFFICE EQUIPMENT\OFFICE EQUIPMENT	Epson Projector for Chambers	\$2,150.00	0	2024	2024	2	8118375	48133	\$2,150.00	\$12.90	\$60.20	\$2,223.10	Office Equipment	1
BUILDINGS\OFFICE EQUIPMENT\OFFICE EQUIPMENT	TRIM EDMS Upgrade	\$10,818.83	0	2024	2024	2	8118377	48135	\$10,818.83	\$64.91	\$302.93	\$11,186.67	Office Equipment	1
BUILDINGS\OFFICE EQUIPMENT\OFFICE EQUIPMENT	Trips software Program	\$7,781.86	0	2024	2024	2	8118380	48138	\$7,781.86	\$46.69	\$217.89	\$8,046.44	Office Equipment	1
BUILDINGS\OFFICE EQUIPMENT\OFFICE EQUIPMENT	Epson DM1 Computer Projector (Respite)	\$1,057.50	0	2024	2024	2	8118381	48139	\$1,057.50	\$6.35	\$29.61	\$1,093.46	Office Equipment	1
BUILDINGS\OFFICE EQUIPMENT\OFFICE EQUIPMENT	Comms Cabinet HACC	\$3,200.00	0	2024	2024	2	8118384	48142	\$3,200.00	\$19.20	\$89.60	\$3,308.80	Office Equipment	1
BUILDINGS\OFFICE EQUIPMENT\OFFICE EQUIPMENT	Ezescan Imaging Software	\$2,400.00	0	2024	2024	2	8118385	48143	\$2,400.00	\$14.40	\$67.20	\$2,481.60	Office Equipment	1
BUILDINGS\OFFICE EQUIPMENT\OFFICE EQUIPMENT	3M Overhead Projector	\$679.00	0	2024	2024	2	8118386	48144	\$679.00	\$4.07	\$19.01	\$702.09	Office Equipment	1
BUILDINGS\OFFICE EQUIPMENT\OFFICE EQUIPMENT	Software - Water Billing Module	\$4,200.00	0	2024	2024	2	8118387	48145	\$4,200.00	\$25.20	\$117.60	\$4,342.80	Office Equipment	1
BUILDINGS\OFFICE EQUIPMENT\OFFICE EQUIPMENT	Cabling for Phone & Computer - Cat 5 Thin Ethernet Cable	\$12,308.35	0	2024	2024	2	8118388	48146	\$12,308.35	\$73.85	\$344.63	\$12,726.83	Office Equipment	1
BUILDINGS\OFFICE EQUIPMENT\OFFICE EQUIPMENT	Novapli Letter Folding Machine	\$2,034.34	0	2024	2024	2	8118389	48147	\$2,034.34	\$12.21	\$56.96	\$2,103.51	Office Equipment	1
BUILDINGS\OFFICE EQUIPMENT\OFFICE EQUIPMENT	Digital Cadastre Data - 11218 Legal Parcels - 2nd Inst	\$11,908.55	0	2024	2024	2	8118390	48148	\$11,908.55	\$71.45	\$333.44	\$12,313.44	Office Equipment	1
BUILDINGS\OFFICE EQUIPMENT\OFFICE EQUIPMENT	GPS - Garmin GPSII Plus Nav System	\$681.97	0	2024	2024	2	8118391	48149	\$681.97	\$4.09	\$19.10	\$705.16	Office Equipment	1
BUILDINGS\OFFICE EQUIPMENT\OFFICE EQUIPMENT	Projector & Carry Case	\$7,380.57	0	2024	2024	2	8118392	48150	\$7,380.57	\$44.28	\$206.66	\$7,631.51	Office Equipment	1
BUILDINGS\OFFICE EQUIPMENT\OFFICE EQUIPMENT	Shredder - Powershred 480 ST/Cut	\$2,573.45	0	2024	2024	2	8118393	48151	\$2,573.45	\$15.44	\$72.06	\$2,660.95	Office Equipment	1
BUILDINGS\OFFICE EQUIPMENT\OFFICE EQUIPMENT	IT Networking Upgrade	\$51,687.00	0	2024	2024	2	8118395	48153	\$51,687.00	\$310.12	\$1,447.24	\$53,444.36	Office Equipment	1
BUILDINGS\OFFICE EQUIPMENT\OFFICE EQUIPMENT	IT Corporate Software Systems	\$312,910.65	0	2024	2024	2	8118396	48154	\$312,910.65	\$1,877.46	\$8,761.50	\$323,549.61	Office Equipment	1
BUILDINGS\OFFICE EQUIPMENT\OFFICE EQUIPMENT	RFS Canon IR2270 Photocopier	\$7,584.97	0	2024	2024	2	8118397	48155	\$7,584.97	\$45.51	\$212.38	\$7,842.86	Office Equipment	1
LAND\COMMUNITY LAND\COMMUNITY LAND	Reserve 82678 - Public Rec Adaminaby 3536M - G/756677	\$38,300.00	0	2024	2024	2	8118407	48165	\$38,300.00	\$1,915.00	\$10,838.90	\$51,053.90	Community Land	1
OTHER STRUCTURES\OTHER STRUCTURES\BUILDING	Toilet Block - Adaminaby Showground Public Res Toilet Block	\$15,000.00	0	2024	2024	2	8118823	48587	\$15,000.00	\$90.00	\$420.00	\$15,510.00	Infrastructure: Other Structures	1
OTHER STRUCTURES\OTHER STRUCTURES\FIXTURES & FITTI	Hostel Courtyard Shade Structure	\$29,165.66	0	2024	2024	2	8118872	48636	\$29,165.66	\$174.99	\$816.64	\$30,157.26	Infrastructure: Other Structures	1
OTHER STRUCTURES\OTHER STRUCTURES\BUILDING	Toilet Block - Claypits Jindabyne	\$120,000.00	0	2024	2024	2	8118920	48684	\$120,000.00	\$720.00	\$3,360.00	\$124,080.00	Infrastructure: Other Structures	1
OTHER STRUCTURES\OTHER STRUCTURES\BUILDING	Toilet Block - Adaminaby Trout Public Res Toilet Block - Adaminaby	\$92,000.00	0	2024	2024	1	8118822	48586	\$92,000.00	\$552.00	\$2,576.00	\$95,128.00	Infrastructure: Other Structures	1
OTHER STRUCTURES\OTHER STRUCTURES\BUILDING	Toilet Block - Adj. Jindabyne Hall Full Brick - Concrete Roof	\$195,000.00	0	2024	2024	1	8118826	48590	\$195,000.00	\$1,170.00	\$5,460.00	\$201,630.00	Infrastructure: Other Structures	1
BUILDINGS\BUILDINGS SPECIALISED\BUILDING ROOF	JHP - Cabin Reroofing (X15) Colourbond	\$0.01	0	2024	2024	1	8117940	47697	\$0.01	\$0.00	\$0.00	\$0.01	Buildings Specialised	1

Model Category	Asset Name	Renewal Cost	Risk	Expiry Year	Funded Year	Condition	JRAKM S ID	Client ID	Renewal Need	Maintenance Need	Operations Need	Total Need	Treatment	Dimension 1
BUILDINGS\BUILDINGS SPECIALISED\BUILDING COMPLETE	RFS Shed Berridale	\$143,000.00	0	2024	2024	1	8117989	47746	\$143,000.00	\$858.00	\$4,004.00	\$147,862.00	Buildings Specialised	1
BUILDINGS\FURNITURE & FITTINGS\ARTWORKS	Aerial Photographs of Each Town in Shire	\$2,058.00	0	2024	2024	1	8118229	47987	\$2,058.00	\$12.35	\$57.62	\$2,127.97	Furniture & Fittings	1
BUILDINGS\FURNITURE & FITTINGS\OFFICE EQUIPMENT	Microfilm Aperture Cards - DP&S Plans	\$5,787.20	0	2024	2024	1	8118233	47991	\$5,787.20	\$34.72	\$162.04	\$5,983.96	Furniture & Fittings	1
BUILDINGS\OFFICE EQUIPMENT\OFFICE EQUIPMENT	Orana Aged Care Software	\$5,490.91	0	2024	2024	1	8118348	48106	\$5,490.91	\$32.95	\$153.75	\$5,677.60	Office Equipment	1
BUILDINGS\OFFICE EQUIPMENT\OFFICE EQUIPMENT	Desktop Computer, Printer & Win 7 - Neighbourhood Ctre	\$1,931.83	0	2024	2024	1	8118354	48112	\$1,931.83	\$11.59	\$54.09	\$1,997.51	Office Equipment	1
BUILDINGS\OFFICE EQUIPMENT\OFFICE EQUIPMENT	Dell R720 Server - Snowy River Health Centre	\$14,450.00	0	2024	2024	1	8118357	48115	\$14,450.00	\$86.70	\$404.60	\$14,941.30	Office Equipment	1
BUILDINGS\OFFICE EQUIPMENT\OFFICE EQUIPMENT	Electronic Whiteboard Panasonic KXB735	\$3,264.51	0	2024	2024	1	8118394	48152	\$3,264.51	\$19.59	\$91.41	\$3,375.50	Office Equipment	1
OTHER STRUCTURES\OTHER STRUCTURES\BUILDING	Toilet Block - Dalgety Double Brick - Colourbond Roof	\$52,000.00	0	2024	2024	1	8118824	48588	\$52,000.00	\$312.00	\$1,456.00	\$53,768.00	Infrastructure: Other Structures	1
OTHER STRUCTURES\OTHER STRUCTURES\BUILDING	Toilet Block - Lions Park Jindabyne Brick - Tile Roof - Concrete F	\$59,278.00	0	2024	2024	1	8118825	48589	\$59,278.00	\$355.67	\$1,659.78	\$61,293.45	Infrastructure: Other Structures	1
OTHER STRUCTURES\OTHER STRUCTURES\FIXTURES & FITTI	Snowy River Hostel - Rear Fence 50% with F Pascoe - Colourbond	\$1,885.85	0	2024	2024	1	8118870	48634	\$1,885.85	\$11.32	\$52.80	\$1,949.97	Infrastructure: Other Structures	1
<b>Total 2024</b>		<b>\$2,465,522.77</b>							<b>\$2,465,522.77</b>	<b>\$16,478.34</b>	<b>\$78,801.14</b>	<b>\$2,560,802.24</b>		
BUILDINGS\BUILDINGS SPECIALISED\BUILDING STRUCTURE	Structure	\$248,300.00	0.04	2026	2025	5	8103015	30076	\$248,300.00	\$1,489.80	\$6,952.40	\$256,742.20	Buildings Specialised	1
BUILDINGS\BUILDINGS NON-SPECIALISED\BUILDING SUBST	Substructure	\$11,400.00	0.04	2027	2025	5	8102482	29511	\$11,400.00	\$68.40	\$319.20	\$11,787.60	Buildings Non-Specialised	1
BUILDINGS\BUILDINGS NON-SPECIALISED\BUILDING SUBST	Substructure	\$34,100.00	0.04	2027	2025	5	8102606	29640	\$34,100.00	\$204.60	\$954.80	\$35,259.40	Buildings Non-Specialised	1
BUILDINGS\BUILDINGS SPECIALISED\BUILDING COMPLETE	Stage	\$33,500.00	0.04	2027	2025	5	8102676	29717	\$33,500.00	\$201.00	\$938.00	\$34,639.00	Buildings Specialised	1
BUILDINGS\BUILDINGS SPECIALISED\BUILDING STRUCTURE	Structure	\$278,117.00	0.04	2027	2025	5	8102679	29720	\$278,117.00	\$1,668.70	\$7,787.28	\$287,572.98	Buildings Specialised	1
BUILDINGS\BUILDINGS SPECIALISED\BUILDING STRUCTURE	Structure	\$183,905.00	0.04	2027	2025	5	8102680	29721	\$183,905.00	\$1,103.43	\$5,149.34	\$190,157.77	Buildings Specialised	1
BUILDINGS\BUILDINGS SPECIALISED\BUILDING STRUCTURE	Structure	\$19,600.00	0.04	2027	2025	5	8102681	29722	\$19,600.00	\$117.60	\$548.80	\$20,266.40	Buildings Specialised	1
BUILDINGS\BUILDINGS SPECIALISED\BUILDING STRUCTURE	Structure	\$67,400.00	0.04	2027	2025	5	8102684	29725	\$67,400.00	\$404.40	\$1,887.20	\$69,691.60	Buildings Specialised	1
BUILDINGS\BUILDINGS NON-SPECIALISED\BUILDING SUPER	Superstructure	\$45,400.00	0.04	2028	2025	5	8102504	29535	\$45,400.00	\$272.40	\$1,271.20	\$46,943.60	Buildings Non-Specialised	1
BUILDINGS\BUILDINGS NON-SPECIALISED\BUILDING SUPER	Superstructure	\$181,700.00	0.04	2028	2025	5	8102613	29647	\$181,700.00	\$1,090.20	\$5,087.60	\$187,877.80	Buildings Non-Specialised	1
BUILDINGS\BUILDINGS SPECIALISED\BUILDING STRUCTURE	Structure	\$100,400.00	0.04	2028	2025	5	8103016	30077	\$100,400.00	\$602.40	\$2,811.20	\$103,813.60	Buildings Specialised	1
BUILDINGS\BUILDINGS SPECIALISED\BUILDING STRUCTURE	Structure	\$54,000.00	0.04	2029	2025	5	8102841	29888	\$54,000.00	\$324.00	\$1,512.00	\$55,836.00	Buildings Specialised	1
BUILDINGS\BUILDINGS SPECIALISED\BUILDING STRUCTURE	Structure	\$25,700.00	0.04	2029	2025	5	8102845	29892	\$25,700.00	\$154.20	\$719.60	\$26,573.80	Buildings Specialised	1
BUILDINGS\BUILDINGS NON-SPECIALISED\BUILDING SUBST	Substructure	\$68,100.00	0.04	2030	2025	5	8102472	29500	\$68,100.00	\$408.60	\$1,906.80	\$70,415.40	Buildings Non-Specialised	1
BUILDINGS\BUILDINGS NON-SPECIALISED\BUILDING STRUC	Structure	\$35,200.00	0.04	2030	2025	5	8102498	29529	\$35,200.00	\$211.20	\$985.60	\$36,396.80	Buildings Non-Specialised	1
BUILDINGS\BUILDINGS NON-SPECIALISED\BUILDING SUBST	Substructure	\$34,100.00	0.04	2030	2025	5	8102501	29532	\$34,100.00	\$204.60	\$954.80	\$35,259.40	Buildings Non-Specialised	1
BUILDINGS\BUILDINGS NON-SPECIALISED\BUILDING SUBST	Substructure	\$11,400.00	0.04	2030	2025	5	8102517	29549	\$11,400.00	\$68.40	\$319.20	\$11,787.60	Buildings Non-Specialised	1
BUILDINGS\BUILDINGS SPECIALISED\BUILDING STRUCTURE	Structure	\$47,600.00	0.04	2030	2025	5	8102685	29726	\$47,600.00	\$285.60	\$1,332.80	\$49,218.40	Buildings Specialised	1
BUILDINGS\BUILDINGS SPECIALISED\BUILDING STRUCTURE	Structure	\$54,600.00	0.04	2030	2025	5	8102832	29879	\$54,600.00	\$327.60	\$1,528.80	\$56,456.40	Buildings Specialised	1

Model Category	Asset Name	Renewal Cost	Risk	Expiry Year	Funded Year	Condition	JRAKM S ID	Client ID	Renewal Need	Maintenance Need	Operations Need	Total Need	Treatment	Dimension 1
BUILDINGS\BUILDINGS SPECIALISED\BUILDING STRUCTURE	Structure	\$53,400.00	0.04 22	2030	2025	5	810283 5	2988 2	\$53,400.00	\$320.40	\$1,495.20	\$55,215.60	Buildings Specialised	1
BUILDINGS\BUILDINGS SPECIALISED\BUILDING STRUCTURE	Structure	\$31,300.00	0.04 22	2030	2025	5	810283 8	2988 5	\$31,300.00	\$187.80	\$876.40	\$32,364.20	Buildings Specialised	1
BUILDINGS\BUILDINGS SPECIALISED\BUILDING STRUCTURE	Structure	\$340,000.00	0.04 22	2030	2025	5	810283 9	2988 6	\$340,000.00	\$2,040.00	\$9,520.00	\$351,560.00	Buildings Specialised	1
BUILDINGS\BUILDINGS SPECIALISED\BUILDING STRUCTURE	Structure	\$82,000.00	0.04 22	2030	2025	5	810284 6	2989 3	\$82,000.00	\$492.00	\$2,296.00	\$84,788.00	Buildings Specialised	1
BUILDINGS\BUILDINGS SPECIALISED\BUILDING STRUCTURE	Structure	\$31,000.00	0.04 22	2030	2025	5	810284 8	2989 5	\$31,000.00	\$186.00	\$868.00	\$32,054.00	Buildings Specialised	1
BUILDINGS\BUILDINGS SPECIALISED\BUILDING STRUCTURE	Structure	\$59,600.00	0.04 22	2030	2025	5	810285 2	2989 9	\$59,600.00	\$357.60	\$1,668.80	\$61,626.40	Buildings Specialised	1
BUILDINGS\BUILDINGS SPECIALISED\BUILDING STRUCTURE	Structure	\$6,900.00	0.04 22	2030	2025	5	810285 4	2990 1	\$6,900.00	\$41.40	\$193.20	\$7,134.60	Buildings Specialised	1
BUILDINGS\BUILDINGS SPECIALISED\BUILDING STRUCTURE	Structure	\$85,200.00	0.04 22	2030	2025	5	810285 5	2990 2	\$85,200.00	\$511.20	\$2,385.60	\$88,096.80	Buildings Specialised	1
BUILDINGS\BUILDINGS SPECIALISED\BUILDING STRUCTURE	Structure	\$18,300.00	0.04 22	2030	2025	5	810286 5	2991 2	\$18,300.00	\$109.80	\$512.40	\$18,922.20	Buildings Specialised	1
BUILDINGS\BUILDINGS SPECIALISED\BUILDING STRUCTURE	Structure	\$21,900.00	0.04 22	2030	2025	5	810289 3	2994 0	\$21,900.00	\$131.40	\$613.20	\$22,644.60	Buildings Specialised	1
BUILDINGS\BUILDINGS SPECIALISED\BUILDING STRUCTURE	Structure	\$3,300.00	0.04 22	2030	2025	5	810289 4	2994 1	\$3,300.00	\$19.80	\$92.40	\$3,412.20	Buildings Specialised	1
BUILDINGS\BUILDINGS NON-SPECIALISED\BUILDING SUPER	Superstructure	\$249,800.00	0.04 22	2031	2025	5	810247 3	2950 1	\$249,800.00	\$1,498.80	\$6,994.40	\$258,293.20	Buildings Non-Specialised	1
BUILDINGS\BUILDINGS NON-SPECIALISED\BUILDING SUBST	Substructure	\$12,984.45	0.04 22	2031	2025	5	810248 1	2951 0	\$12,984.45	\$77.91	\$363.56	\$13,425.92	Buildings Non-Specialised	1
BUILDINGS\BUILDINGS SPECIALISED\BUILDING STRUCTURE	Structure	\$19,700.00	0.04 22	2031	2025	5	810267 8	2971 9	\$19,700.00	\$118.20	\$551.60	\$20,369.80	Buildings Specialised	1
BUILDINGS\BUILDINGS SPECIALISED\BUILDING STRUCTURE	Structure	\$8,600.00	0.04 22	2031	2025	5	810282 2	2986 9	\$8,600.00	\$51.60	\$240.80	\$8,892.40	Buildings Specialised	1
BUILDINGS\BUILDINGS SPECIALISED\BUILDING STRUCTURE	Structure	\$55,200.00	0.04 22	2031	2025	5	810282 6	2987 3	\$55,200.00	\$331.20	\$1,545.60	\$57,076.80	Buildings Specialised	1
BUILDINGS\BUILDINGS SPECIALISED\BUILDING STRUCTURE	Structure	\$88,800.00	0.04 22	2031	2025	5	810285 8	2990 5	\$88,800.00	\$532.80	\$2,486.40	\$91,819.20	Buildings Specialised	1
BUILDINGS\BUILDINGS SPECIALISED\BUILDING STRUCTURE	Structure	\$55,086.82	0.04 22	2031	2025	5	810286 0	2990 7	\$55,086.82	\$330.52	\$1,542.43	\$56,959.77	Buildings Specialised	1
BUILDINGS\BUILDINGS SPECIALISED\BUILDING STRUCTURE	Structure - First Floor	\$3,200.00	0.04 22	2031	2025	5	810286 7	2991 4	\$3,200.00	\$19.20	\$89.60	\$3,308.80	Buildings Specialised	1
BUILDINGS\BUILDINGS SPECIALISED\BUILDING STRUCTURE	Structure - Ground Floor	\$3,200.00	0.04 22	2031	2025	5	810286 8	2991 5	\$3,200.00	\$19.20	\$89.60	\$3,308.80	Buildings Specialised	1
BUILDINGS\BUILDINGS SPECIALISED\BUILDING STRUCTURE	Structure	\$2,200.00	0.04 22	2031	2025	5	810290 2	2994 9	\$2,200.00	\$13.20	\$61.60	\$2,274.80	Buildings Specialised	1
BUILDINGS\BUILDINGS SPECIALISED\BUILDING STRUCTURE	Structure	\$162,900.00	0.04 22	2031	2025	5	810290 3	2995 0	\$162,900.00	\$977.40	\$4,561.20	\$168,438.60	Buildings Specialised	1
BUILDINGS\BUILDINGS SPECIALISED\BUILDING STRUCTURE	Structure	\$6,900.00	0.04 22	2031	2025	5	810298 0	3004 0	\$6,900.00	\$41.40	\$193.20	\$7,134.60	Buildings Specialised	1
BUILDINGS\BUILDINGS SPECIALISED\BUILDING STRUCTURE	Structure	\$34,100.00	0.04 22	2031	2025	5	810298 1	3004 1	\$34,100.00	\$204.60	\$954.80	\$35,259.40	Buildings Specialised	1
BUILDINGS\BUILDINGS SPECIALISED\BUILDING STRUCTURE	Structure	\$31,300.00	0.04 22	2031	2025	5	810302 2	3008 3	\$31,300.00	\$187.80	\$876.40	\$32,364.20	Buildings Specialised	1
BUILDINGS\BUILDINGS NON-SPECIALISED\BUILDING SUPER	Superstructure	\$22,700.00	0.03 16	2032	2025	5	810251 9	2955 1	\$22,700.00	\$136.20	\$635.60	\$23,471.80	Buildings Non-Specialised	1
BUILDINGS\BUILDINGS NON-SPECIALISED\BUILDING SUPER	Superstructure	\$45,400.00	0.03 16	2032	2025	5	810252 0	2955 2	\$45,400.00	\$272.40	\$1,271.20	\$46,943.60	Buildings Non-Specialised	1
BUILDINGS\BUILDINGS SPECIALISED\BUILDING STRUCTURE	Structure	\$77,800.00	0.03 16	2032	2025	5	810302 1	3008 2	\$77,800.00	\$466.80	\$2,178.40	\$80,445.20	Buildings Specialised	1
BUILDINGS\BUILDINGS NON-SPECIALISED\BUILDING SUPER	Superstructure	\$26,185.39	0.03 16	2033	2025	5	810248 3	2951 2	\$26,185.39	\$157.11	\$733.19	\$27,075.69	Buildings Non-Specialised	1
BUILDINGS\BUILDINGS NON-SPECIALISED\BUILDING SUPER	Superstructure	\$34,100.00	0.03 16	2033	2025	5	810250 3	2953 4	\$34,100.00	\$204.60	\$954.80	\$35,259.40	Buildings Non-Specialised	1

Model Category	Asset Name	Renewal Cost	Risk	Expiry Year	Funded Year	Condition	JRAKM S ID	Client ID	Renewal Need	Maintenance Need	Operations Need	Total Need	Treatment	Dimension 1
BUILDINGS\BUILDINGS NON-SPECIALISED\BUILDING SUPER	Superstructure	\$370,700.00	0.0316	2033	2025	5	8102610	29644	\$370,700.00	\$2,224.20	\$10,379.60	\$383,303.80	Buildings Non-Specialised	1
BUILDINGS\BUILDINGS NON-SPECIALISED\BUILDING SUPER	Superstructure	\$30,100.00	0.0316	2034	2025	5	8102484	29513	\$30,100.00	\$180.60	\$842.80	\$31,123.40	Buildings Non-Specialised	1
BUILDINGS\BUILDINGS NON-SPECIALISED\BUILDING STRUC	Structure	\$2,490,051.10	0.0316	2034	2025	5	8102497	29528	\$2,490,051.10	\$14,940.31	\$69,721.43	\$2,574,712.84	Buildings Non-Specialised	12
BUILDINGS\BUILDINGS NON-SPECIALISED\BUILDING SUBST	Substructure	\$22,700.00	0.0316	2034	2025	5	8102518	29550	\$22,700.00	\$136.20	\$635.60	\$23,471.80	Buildings Non-Specialised	1
BUILDINGS\BUILDINGS NON-SPECIALISED\BUILDING SUBST	Substructure	\$178,300.00	0.0316	2034	2025	5	8102603	29637	\$178,300.00	\$1,069.80	\$4,992.40	\$184,362.20	Buildings Non-Specialised	1
BUILDINGS\BUILDINGS NON-SPECIALISED\BUILDING SUBST	Substructure	\$136,300.00	0.0316	2034	2025	5	8102605	29639	\$136,300.00	\$817.80	\$3,816.40	\$140,934.20	Buildings Non-Specialised	1
BUILDINGS\BUILDINGS NON-SPECIALISED\BUILDING SUPER	Superstructure	\$2,707,100.00	0.0316	2034	2025	5	8102614	29648	\$2,707,100.00	\$16,242.60	\$75,798.80	\$2,799,141.40	Buildings Non-Specialised	1
BUILDINGS\BUILDINGS SPECIALISED\BUILDING STRUCTURE	Structure	\$163,700.00	0.0316	2034	2025	5	8103020	30081	\$163,700.00	\$982.20	\$4,583.60	\$169,265.80	Buildings Specialised	1
BUILDINGS\BUILDINGS NON-SPECIALISED\BUILDING SUBST	Substructure	\$22,700.00	0.0316	2035	2025	5	8102500	29531	\$22,700.00	\$136.20	\$635.60	\$23,471.80	Buildings Non-Specialised	1
BUILDINGS\BUILDINGS NON-SPECIALISED\BUILDING SUPER	Superstructure	\$680,300.00	0.0316	2035	2025	5	8102612	29646	\$680,300.00	\$4,081.80	\$19,048.40	\$703,430.20	Buildings Non-Specialised	1
BUILDINGS\BUILDINGS SPECIALISED\BUILDING STRUCTURE	Structure	\$36,100.00	0.0316	2036	2025	5	8102830	29877	\$36,100.00	\$216.60	\$1,010.80	\$37,327.40	Buildings Specialised	1
OTHER STRUCTURES\OTHER ASSETS\TIP ASSETS	Oil storage container Berridale	\$7,394.00	0.0026	2028	2025	5	8118930	48694	\$7,394.00	\$44.36	\$207.03	\$7,645.40	Infrastructure: Other Structures	1
BUILDINGS\BUILDINGS NON-SPECIALISED\BUILDING ROOF	Roof	\$295,300.00	0.0005	2025	2025	4	8102563	29595	\$295,300.00	\$1,771.80	\$8,268.40	\$305,340.20	Buildings Non-Specialised	1
BUILDINGS\BUILDINGS NON-SPECIALISED\BUILDING ROOF	Roof	\$56,800.00	0.0005	2025	2025	4	8102634	29671	\$56,800.00	\$340.80	\$1,590.40	\$58,731.20	Buildings Non-Specialised	1
BUILDINGS\BUILDINGS NON-SPECIALISED\BUILDING ROOF	Roof	\$56,800.00	0.0005	2025	2025	4	8102635	29672	\$56,800.00	\$340.80	\$1,590.40	\$58,731.20	Buildings Non-Specialised	1
BUILDINGS\BUILDINGS NON-SPECIALISED\BUILDING ROOF	Roof	\$56,800.00	0.0005	2025	2025	4	8102636	29673	\$56,800.00	\$340.80	\$1,590.40	\$58,731.20	Buildings Non-Specialised	1
BUILDINGS\BUILDINGS SPECIALISED\BUILDING ELECTRICA	Electrical	\$13,500.00	0.0005	2025	2025	4	8102668	29705	\$13,500.00	\$81.00	\$378.00	\$13,959.00	Buildings Specialised	1
BUILDINGS\BUILDINGS SPECIALISED\BUILDING ELECTRICA	Electrical	\$5,700.00	0.0005	2025	2025	4	8102709	29751	\$5,700.00	\$34.20	\$159.60	\$5,893.80	Buildings Specialised	1
BUILDINGS\BUILDINGS SPECIALISED\BUILDING ROOF	Roof	\$73,100.00	0.0005	2025	2025	4	8102817	29862	\$73,100.00	\$438.60	\$2,046.80	\$75,585.40	Buildings Specialised	1
OTHER STRUCTURES\OPEN SPACES\SPORTS EQUIPMENT	Netball Courts	\$110,862.72	0.0005	2025	2025	4	8106489	33676	\$110,862.72	\$665.18	\$3,104.16	\$114,632.05	Infrastructure: Other Structures	1
OTHER STRUCTURES\OPEN SPACES\SPORTS EQUIPMENT	Netball Courts	\$73,908.48	0.0005	2025	2025	4	8106490	33677	\$73,908.48	\$443.45	\$2,069.44	\$76,421.37	Infrastructure: Other Structures	1
OTHER STRUCTURES\OPEN SPACES\SPORTS EQUIPMENT	Scoreboard 02 - Electric	\$15,195.00	0.0005	2025	2025	4	8106503	33692	\$15,195.00	\$91.17	\$425.46	\$15,711.63	Infrastructure: Other Structures	1
OTHER STRUCTURES\OPEN SPACES\SPORTS EQUIPMENT	Tennis Courts	\$53,528.46	0.0005	2025	2025	4	8106565	33757	\$53,528.46	\$321.17	\$1,498.80	\$55,348.43	Infrastructure: Other Structures	1
OTHER STRUCTURES\OTHER STRUCTURES\FURNITURE	Fence - To be Deleted	\$810.40	0.0005	2025	2025	4	8106689	33905	\$810.40	\$4.86	\$22.69	\$837.95	Infrastructure: Other Structures	1
OTHER STRUCTURES\OTHER STRUCTURES\FURNITURE	Fence 01	\$4,254.60	0.0005	2025	2025	4	8106690	33906	\$4,254.60	\$25.53	\$119.13	\$4,399.26	Infrastructure: Other Structures	1
OTHER STRUCTURES\OTHER STRUCTURES\FURNITURE	Fence 01 - Perimeter Rear	\$10,271.82	0.0005	2025	2025	4	8106692	33908	\$10,271.82	\$61.63	\$287.61	\$10,621.06	Infrastructure: Other Structures	1
OTHER STRUCTURES\OTHER STRUCTURES\FURNITURE	Fence 02 - LHS	\$3,144.35	0.0005	2025	2025	4	8106694	33911	\$3,144.35	\$18.87	\$88.04	\$3,251.26	Infrastructure: Other Structures	1
OTHER STRUCTURES\OTHER STRUCTURES\FURNITURE	Fence 03 - Front	\$1,645.11	0.0005	2025	2025	4	8106696	33913	\$1,645.11	\$9.87	\$46.06	\$1,701.04	Infrastructure: Other Structures	1
OTHER STRUCTURES\OTHER STRUCTURES\FURNITURE	Fence 03 - Storage Shed 2	\$153.97	0.0005	2025	2025	4	8106697	33914	\$153.97	\$0.92	\$4.31	\$159.21	Infrastructure: Other Structures	1
OTHER STRUCTURES\OTHER STRUCTURES\FURNITURE	Fence - Perimeter	\$911.71	0.0005	2025	2025	4	8106739	33961	\$911.71	\$5.47	\$25.53	\$942.71	Infrastructure: Other Structures	1

Model Category	Asset Name	Renewal Cost	Risk	Expiry Year	Funded Year	Condition	JRAKM S ID	Client ID	Renewal Need	Maintenance Need	Operations Need	Total Need	Treatment	Dimension 1
OTHER STRUCTURES\OTHER STRUCTURES\FURNITURE	Fence 01 - Lattice Garden	\$11,872.36	0.0005	2025	2025	4	8106793	34022	\$11,872.36	\$71.23	\$332.43	\$12,276.02	Infrastructure: Other Structures	1
OTHER STRUCTURES\OTHER STRUCTURES\FURNITURE	Fence 02 - Front Mittagang	\$7,127.47	0.0005	2025	2025	4	8106794	34023	\$7,127.47	\$42.76	\$199.57	\$7,369.80	Infrastructure: Other Structures	1
OTHER STRUCTURES\OTHER STRUCTURES\BUILDING	Toilet Block Lions Park Berridale - Tile Roof Concrete Slab	\$77,000.00	0.0003	2025	2025	4	8118861	48625	\$77,000.00	\$462.00	\$2,156.00	\$79,618.00	Infrastructure: Other Structures	1
OTHER STRUCTURES\OTHER STRUCTURES\FIXTURES & FITTI	Toilet Block - Lions Park Refurbishment	\$22,722.37	0.0003	2025	2025	4	8118864	48628	\$22,722.37	\$136.33	\$636.23	\$23,494.93	Infrastructure: Other Structures	1
OTHER STRUCTURES\OTHER STRUCTURES\BUILDING	Vegetation Group - Atco Building	\$43,200.00	0.0001	2025	2025	4	8118859	48623	\$43,200.00	\$259.20	\$1,209.60	\$44,668.80	Infrastructure: Other Structures	1
BUILDINGS\BUILDINGS SPECIALISED\BUILDING FLOOR	Showground Stables/Shelter - FLOOR	\$35,750.00	0	2025	2025	4	8096635	2307	\$35,750.00	\$214.50	\$1,001.00	\$36,965.50	Buildings Specialised	1
BUILDINGS\BUILDINGS SPECIALISED\BUILDING ROOF	Showground Stables/Shelter - ROOF	\$7,150.00	0	2025	2025	4	8096636	2308	\$7,150.00	\$42.90	\$200.20	\$7,393.10	Buildings Specialised	1
BUILDINGS\BUILDINGS SPECIALISED\BUILDING OTHER SER	Showground Stables/Shelter - SERVICES	\$14,300.00	0	2025	2025	4	8096637	2309	\$14,300.00	\$85.80	\$400.40	\$14,786.20	Buildings Specialised	1
BUILDINGS\BUILDINGS SPECIALISED\BUILDING STRUCTURE	Showground Stables/Shelter - STRUCTURE	\$85,800.00	0	2025	2025	4	8096638	2310	\$85,800.00	\$514.80	\$2,402.40	\$88,717.20	Buildings Specialised	1
BUILDINGS\BUILDINGS SPECIALISED\BUILDING FLOOR	Exhibition Ground - Locker Rooms - FLOOR	\$46,750.00	0	2025	2025	3	8096604	2276	\$46,750.00	\$280.50	\$1,309.00	\$48,339.50	Buildings Specialised	1
BUILDINGS\BUILDINGS SPECIALISED\BUILDING ROOF	Exhibition Ground - Locker Rooms - ROOF	\$9,350.00	0	2025	2025	3	8096605	2277	\$9,350.00	\$56.10	\$261.80	\$9,667.90	Buildings Specialised	1
BUILDINGS\BUILDINGS SPECIALISED\BUILDING OTHER SER	Exhibition Ground - Locker Rooms - SERVICES	\$18,700.00	0	2025	2025	3	8096606	2278	\$18,700.00	\$112.20	\$523.60	\$19,335.80	Buildings Specialised	1
BUILDINGS\BUILDINGS SPECIALISED\BUILDING STRUCTURE	Exhibition Ground - Locker Rooms - STRUCTURE	\$112,200.00	0	2025	2025	3	8096607	2279	\$112,200.00	\$673.20	\$3,141.60	\$116,014.80	Buildings Specialised	1
OTHER STRUCTURES\OPEN SPACES\PUBLIC ART	Monument 2 - Sochi 2014 Olympians Recognition	\$1,500.00	0	2025	2025	4	8106127	33250	\$1,500.00	\$9.00	\$42.00	\$1,551.00	Infrastructure: Other Structures	1
BUILDINGS\FURNITURE & FITTINGS\FURNITURE	Community Services - Reception Desk and Draw Units	\$4,900.00	0	2025	2025	4	8118331	48089	\$4,900.00	\$29.40	\$137.20	\$5,066.60	Furniture & Fittings	1
BUILDINGS\FURNITURE & FITTINGS\FIXTURES & FITTINGS	3/5 Kunama Cl Berridale - Carpet	\$3,100.00	0	2025	2025	4	8118332	48090	\$3,100.00	\$18.60	\$86.80	\$3,205.40	Furniture & Fittings	1
BUILDINGS\FURNITURE & FITTINGS\FIXTURES & FITTINGS	Berridale Hall - Carpet Tiles	\$11,681.82	0	2025	2025	4	8118333	48091	\$11,681.82	\$70.09	\$327.09	\$12,079.00	Furniture & Fittings	1
BUILDINGS\FURNITURE & FITTINGS\FIXTURES & FITTINGS	Berridale Depot - LED Lighting	\$19,973.65	0	2025	2025	4	8118335	48093	\$19,973.65	\$119.84	\$559.26	\$20,652.75	Furniture & Fittings	1
BUILDINGS\OFFICE EQUIPMENT\OFFICE EQUIPMENT	Itron Handheld FC300 Meter Reader	\$11,064.29	0	2025	2025	3	8118379	48137	\$11,064.29	\$66.39	\$309.80	\$11,440.48	Office Equipment	1
BUILDINGS\OFFICE EQUIPMENT\OFFICE EQUIPMENT	Thinkpad R61	\$1,649.00	0	2025	2025	4	8118383	48141	\$1,649.00	\$9.89	\$46.17	\$1,705.07	Office Equipment	1
BUILDINGS\BUILDINGS SPECIALISED\BUILDING ROOF	JHP - Cabin Reroofing (X15) Colourbond	\$0.01	0	2025	2025	1	8117940	47697	\$0.01	\$0.00	\$0.00	\$0.01	Buildings Specialised	1
BUILDINGS\BUILDINGS SPECIALISED\BUILDING COMPLETE	RFS Shed Berridale	\$143,000.00	0	2025	2025	1	8117989	47746	\$143,000.00	\$858.00	\$4,004.00	\$147,862.00	Buildings Specialised	1
BUILDINGS\FURNITURE & FITTINGS\ARTWORKS	Aerial Photographs of Each Town in Shire	\$2,058.00	0	2025	2025	1	8118229	47987	\$2,058.00	\$12.35	\$57.62	\$2,127.97	Furniture & Fittings	1
BUILDINGS\FURNITURE & FITTINGS\OFFICE EQUIPMENT	Microfilm Aperture Cards - DP&S Plans	\$5,787.20	0	2025	2025	1	8118233	47991	\$5,787.20	\$34.72	\$162.04	\$5,983.96	Furniture & Fittings	1
BUILDINGS\OFFICE EQUIPMENT\OFFICE EQUIPMENT	Orana Aged Care Software	\$5,490.91	0	2025	2025	1	8118348	48106	\$5,490.91	\$32.95	\$153.75	\$5,677.60	Office Equipment	1
BUILDINGS\OFFICE EQUIPMENT\OFFICE EQUIPMENT	Desktop Computer, Printer & Win 7 - Neighbourhood Ctre	\$1,931.83	0	2025	2025	1	8118354	48112	\$1,931.83	\$11.59	\$54.09	\$1,997.51	Office Equipment	1
BUILDINGS\OFFICE EQUIPMENT\OFFICE EQUIPMENT	Dell R720 Server - Snowy River Health Centre	\$14,450.00	0	2025	2025	1	8118357	48115	\$14,450.00	\$86.70	\$404.60	\$14,941.30	Office Equipment	1
BUILDINGS\OFFICE EQUIPMENT\OFFICE EQUIPMENT	Electronic Whiteboard Panasonic KXB735	\$3,264.51	0	2025	2025	1	8118394	48152	\$3,264.51	\$19.59	\$91.41	\$3,375.50	Office Equipment	1
OTHER STRUCTURES\OTHER STRUCTURES\BUILDING	Toilet Block - Dalgety Double Brick - Colourbond Roof	\$52,000.00	0	2025	2025	1	8118824	48588	\$52,000.00	\$312.00	\$1,456.00	\$53,768.00	Infrastructure: Other Structures	1
OTHER STRUCTURES\OTHER STRUCTURES\BUILDING	Toilet Block - Lions Park Jindabyne Brick - Tile Roof - Concrete F	\$59,278.00	0	2025	2025	1	8118825	48589	\$59,278.00	\$355.67	\$1,659.78	\$61,293.45	Infrastructure: Other Structures	1

Model Category	Asset Name	Renewal Cost	Risk	Expiry Year	Funded Year	Condition	JRAKMS ID	Client ID	Renewal Need	Maintenance Need	Operations Need	Total Need	Treatment	Dimension 1
OTHER STRUCTURES\OTHER STRUCTURES\FIXTURES & FITTI	Snowy River Hostel - Rear Fence 50% with F Pascoe - Coloumbond	\$1,885.85	0	2025	2025	1	8118870	48634	\$1,885.85	\$11.32	\$52.80	\$1,949.97	Infrastructure: Other Structures	1
<b>Total 2024</b>		<b>\$11,720,647.65</b>							<b>\$11,720,647.65</b>	<b>\$70,323.89</b>	<b>\$328,178.13</b>	<b>\$12,119,149.67</b>		
BUILDINGS\BUILDINGS SPECIALISED\BUILDING COMPLETE	Mens Shed - Jindabyne Airfield	\$26,000.00	0.0042	2067	2026	5	8117991	47748	\$26,000.00	\$156.00	\$728.00	\$26,884.00	Buildings Specialised	1
OTHER STRUCTURES\OTHER ASSETS\SOLAR SYSTEMS	Berridale STP - 30 kW Solar PV System	\$48,000.00	0.0005	2032	2026	5	8118918	48682	\$48,000.00	\$288.00	\$1,344.00	\$49,632.00	Infrastructure: Other Structures	1
BUILDINGS\BUILDINGS SPECIALISED\BUILDING ROOF	Roof	\$108,300.00	0.0003	2026	2026	5	8102675	29715	\$108,300.00	\$649.80	\$3,032.40	\$111,982.20	Buildings Specialised	1
BUILDINGS\BUILDINGS SPECIALISED\BUILDING ELECTRICAL	Electrical	\$14,700.00	0.0003	2026	2026	5	8103028	30089	\$14,700.00	\$88.20	\$411.60	\$15,199.80	Buildings Specialised	1
OTHER STRUCTURES\OPEN SPACES\SPORTS EQUIPMENT	Tennis Courts	\$59,564.40	0.0003	2026	2026	5	8106566	33758	\$59,564.40	\$357.39	\$1,667.80	\$61,589.59	Infrastructure: Other Structures	1
OTHER STRUCTURES\OTHER STRUCTURES\FIXTURES & FITTI	RFS Shed Abbington Park Electricity	\$16,214.79	0.0003	2026	2026	5	8118882	48646	\$16,214.79	\$97.29	\$454.01	\$16,766.09	Infrastructure: Other Structures	1
OTHER STRUCTURES\OTHER STRUCTURES\BUILDING	Banjo Paterson Park Amenities Block	\$130,000.00	0.0003	2026	2026	5	8118926	48690	\$130,000.00	\$780.00	\$3,640.00	\$134,420.00	Infrastructure: Other Structures	1
BUILDINGS\BUILDINGS NON-SPECIALISED\BUILDING ROOF	Roof	\$31,000.00	0.0003	2027	2026	5	8102511	29543	\$31,000.00	\$186.00	\$868.00	\$32,054.00	Buildings Non-Specialised	1
BUILDINGS\BUILDINGS NON-SPECIALISED\BUILDING ROOF	Roof	\$68,100.00	0.0003	2027	2026	5	8102560	29592	\$68,100.00	\$408.60	\$1,906.80	\$70,415.40	Buildings Non-Specialised	1
BUILDINGS\BUILDINGS SPECIALISED\BUILDING ROOF	Roof	\$3,672.86	0.0003	2027	2026	5	8102804	29849	\$3,672.86	\$22.04	\$102.84	\$3,797.74	Buildings Specialised	1
BUILDINGS\BUILDINGS SPECIALISED\BUILDING ROOF	Roof	\$13,200.00	0.0003	2027	2026	5	8102805	29850	\$13,200.00	\$79.20	\$369.60	\$13,648.80	Buildings Specialised	1
BUILDINGS\BUILDINGS SPECIALISED\BUILDING ELECTRICAL	Electrical	\$26,300.00	0.0003	2027	2026	5	8102872	29919	\$26,300.00	\$157.80	\$736.40	\$27,194.20	Buildings Specialised	1
BUILDINGS\BUILDINGS SPECIALISED\BUILDING ELECTRICAL	Electrical	\$23,400.00	0.0003	2027	2026	5	8102873	29920	\$23,400.00	\$140.40	\$655.20	\$24,195.60	Buildings Specialised	1
BUILDINGS\BUILDINGS SPECIALISED\BUILDING ROOF	Roof	\$11,476.09	0.0003	2027	2026	5	8102971	30031	\$11,476.09	\$68.86	\$321.33	\$11,866.28	Buildings Specialised	1
BUILDINGS\BUILDINGS SPECIALISED\BUILDING ROOF	Roof	\$9,000.00	0.0003	2027	2026	5	8102972	30032	\$9,000.00	\$54.00	\$252.00	\$9,306.00	Buildings Specialised	1
BUILDINGS\BUILDINGS SPECIALISED\BUILDING ROOF	Roof	\$49,600.00	0.0003	2027	2026	5	8103008	30069	\$49,600.00	\$297.60	\$1,388.80	\$51,286.40	Buildings Specialised	1
BUILDINGS\BUILDINGS SPECIALISED\BUILDING ROOF	Roof	\$24,900.00	0.0003	2027	2026	5	8103061	30126	\$24,900.00	\$149.40	\$697.20	\$25,746.60	Buildings Specialised	1
BUILDINGS\BUILDINGS SPECIALISED\BUILDING ROOF	Roof	\$3,200.00	0.0003	2027	2026	5	8103063	30128	\$3,200.00	\$19.20	\$89.60	\$3,308.80	Buildings Specialised	1
BUILDINGS\BUILDINGS SPECIALISED\BUILDING ROOF	Roof	\$3,600.00	0.0003	2027	2026	5	8103065	30130	\$3,600.00	\$21.60	\$100.80	\$3,722.40	Buildings Specialised	1
BUILDINGS\BUILDINGS SPECIALISED\BUILDING ROOF	Roof	\$3,000.00	0.0003	2027	2026	5	8103067	30132	\$3,000.00	\$18.00	\$84.00	\$3,102.00	Buildings Specialised	1
OTHER STRUCTURES\OPEN SPACES\PUBLIC ART	Monument	\$22,792.50	0.0003	2027	2026	5	8106601	33815	\$22,792.50	\$136.76	\$638.19	\$23,567.45	Infrastructure: Other Structures	1
OTHER STRUCTURES\OTHER STRUCTURES\OTHER INFRASTRUC	Weigh Bridge	\$65,338.50	0.0003	2027	2026	5	8106775	34004	\$65,338.50	\$392.03	\$1,829.48	\$67,560.01	Infrastructure: Other Structures	1
BUILDINGS\BUILDINGS NON-SPECIALISED\BUILDING ELECT	Electrical	\$13,500.00	0.0003	2028	2026	5	8102526	29558	\$13,500.00	\$81.00	\$378.00	\$13,959.00	Buildings Non-Specialised	1
BUILDINGS\BUILDINGS NON-SPECIALISED\BUILDING ELECT	Electrical	\$108,100.00	0.0003	2028	2026	5	8102528	29560	\$108,100.00	\$648.60	\$3,026.80	\$111,775.40	Buildings Non-Specialised	1
BUILDINGS\BUILDINGS NON-SPECIALISED\BUILDING ROOF	Roof	\$48,800.00	0.0003	2028	2026	5	8102616	29651	\$48,800.00	\$292.80	\$1,366.40	\$50,459.20	Buildings Non-Specialised	1
BUILDINGS\BUILDINGS SPECIALISED\BUILDING ROOF	Roof	\$72,700.00	0.0003	2028	2026	5	8102891	29938	\$72,700.00	\$436.20	\$2,035.60	\$75,171.80	Buildings Specialised	1
BUILDINGS\BUILDINGS SPECIALISED\BUILDING ROOF	Roof	\$64,700.00	0.0003	2028	2026	5	8102892	29939	\$64,700.00	\$388.20	\$1,811.60	\$66,899.80	Buildings Specialised	1
BUILDINGS\OFFICE EQUIPMENT\OFFICE EQUIPMENT	LEC Graduate Core Computer 2 GHZ XP Pro & 19 Monitor JHP	\$1,725.45	0.0003	2028	2026	5	8118349	48107	\$1,725.45	\$10.35	\$48.31	\$1,784.12	Office Equipment	1

Model Category	Asset Name	Renewal Cost	Risk	Expiry Year	Funded Year	Condition	JRAKM S ID	Client ID	Renewal Need	Maintenance Need	Operations Need	Total Need	Treatment	Dimension 1
OTHER STRUCTURES\OTHER ASSETS\TIP ASSETS	Front Boomgate - Jindabyne Landfill	\$5,998.00	0.00	2033	2026	5	8118928	48692	\$5,998.00	\$35.99	\$167.94	\$6,201.93	Infrastructure: Other Structures	1
BUILDINGS\BUILDINGS NON-SPECIALISED\BUILDING FINIS	Finishes	\$11,400.00	0	2026	2026	4	8102533	29565	\$11,400.00	\$68.40	\$319.20	\$11,787.60	Buildings Non-Specialised	1
BUILDINGS\BUILDINGS NON-SPECIALISED\BUILDING FINIS	Finishes	\$68,100.00	0	2026	2026	4	8102535	29567	\$68,100.00	\$408.60	\$1,906.80	\$70,415.40	Buildings Non-Specialised	1
LAND\COMMUNITY LAND\COMMUNITY LAND	Land Public Reserve - Adaminaby Trout & Toilets 7904M	\$33,400.00	0	2026	2026	4	8118539	48297	\$33,400.00	\$1,670.00	\$9,452.20	\$44,522.20	Community Land	1
LAND\COMMUNITY LAND\COMMUNITY LAND	Land Adaminaby Showground - Reserve 83545 5.1H	\$125,000.00	0	2026	2026	4	8118540	48298	\$125,000.00	\$6,250.00	\$35,375.00	\$166,625.00	Community Land	1
LAND\COMMUNITY LAND\COMMUNITY LAND	Land Jindabyne Hall Public Toilets Baby Health Centre 1587M	\$130,000.00	0	2026	2026	4	8118542	48300	\$130,000.00	\$6,500.00	\$36,790.00	\$173,290.00	Community Land	1
BUILDINGS\BUILDINGS NON-SPECIALISED\BUILDING FLOOR	Floor Coverings	\$76,300.00	0	2026	2026	4	8102552	29584	\$76,300.00	\$457.80	\$2,136.40	\$78,894.20	Buildings Non-Specialised	1
OTHER STRUCTURES\OTHER STRUCTURES\FIXTURES & FITTI	Emergency Assembly Refuse Snowy River Hostel	\$5,344.52	0	2026	2026	4	8118869	48633	\$5,344.52	\$32.07	\$149.65	\$5,526.23	Infrastructure: Other Structures	1
BUILDINGS\FURNITURE & FITTINGS\FIXTURES & FITTINGS	Fan Forced Oven Denison St Adaminaby	\$1,180.00	0	2026	2026	4	8118287	48045	\$1,180.00	\$7.08	\$33.04	\$1,220.12	Furniture & Fittings	1
BUILDINGS\BUILDINGS SPECIALISED\BUILDING COMPLETE	Workshop Store - Carpenters & Plumbers Workshop Steel Portal Frame	\$21,000.00	0	2026	2026	2	8117920	47677	\$21,000.00	\$126.00	\$588.00	\$21,714.00	Buildings Specialised	1
BUILDINGS\BUILDINGS SPECIALISED\BUILDING COMPLETE	Chemical & Noxious Weeds Store Steel Portal Frame - Steel Cladding	\$33,000.00	0	2026	2026	2	8117921	47678	\$33,000.00	\$198.00	\$924.00	\$34,122.00	Buildings Specialised	1
BUILDINGS\BUILDINGS SPECIALISED\FIXTURES & FITTING	Berridale Aged Hostel - Platypus Water System	\$0.01	0	2026	2026	2	8117928	47685	\$0.01	\$0.00	\$0.00	\$0.01	Buildings Specialised	1
BUILDINGS\BUILDINGS SPECIALISED\FIXTURES & FITTING	JHP - Camp Kitchen Renovation	\$0.01	0	2026	2026	2	8117942	47699	\$0.01	\$0.00	\$0.00	\$0.01	Buildings Specialised	1
BUILDINGS\BUILDINGS SPECIALISED\BUILDING COMPLETE	Jindabyne Childcare Centre Sister Passmore Community Centre	\$590,000.00	0	2026	2026	2	8117943	47700	\$590,000.00	\$3,540.00	\$16,520.00	\$610,060.00	Buildings Specialised	1
BUILDINGS\BUILDINGS SPECIALISED\BUILDING COMPLETE	Jindabyne Waste Depot - Recycling	\$12,400.00	0	2026	2026	2	8117944	47701	\$12,400.00	\$74.40	\$347.20	\$12,821.60	Buildings Specialised	1
BUILDINGS\BUILDINGS SPECIALISED\FIXTURES & FITTING	Berridale Community Centre - Ramp Handrail Path	\$0.01	0	2026	2026	2	8117948	47705	\$0.01	\$0.00	\$0.00	\$0.01	Buildings Specialised	1
BUILDINGS\BUILDINGS SPECIALISED\FIXTURES & FITTING	Berridale Community Centre - Hall Extension	\$0.01	0	2026	2026	2	8117949	47706	\$0.01	\$0.00	\$0.00	\$0.01	Buildings Specialised	1
BUILDINGS\BUILDINGS SPECIALISED\BUILDING COMPLETE	Baanya Hall Weatherboard - Iron Roof	\$160,000.00	0	2026	2026	2	8117950	47707	\$160,000.00	\$960.00	\$4,480.00	\$165,440.00	Buildings Specialised	1
BUILDINGS\BUILDINGS SPECIALISED\BUILDING COMPLETE	Dalgety Memorial Hall Blockwork - Iron Roof	\$930,564.00	0	2026	2026	2	8117951	47708	\$930,564.00	\$5,583.38	\$26,055.79	\$962,203.18	Buildings Specialised	1
BUILDINGS\BUILDINGS SPECIALISED\BUILDING COMPLETE	Adaminaby School of Arts Timber W/brd Imitation Brick Clad - Iron R	\$1,471,000.00	0	2026	2026	2	8117953	47710	\$1,471,000.00	\$8,826.00	\$41,188.00	\$1,521,014.00	Buildings Specialised	1
BUILDINGS\BUILDINGS SPECIALISED\FIXTURES & FITTING	Adaminaby School of Arts Refurbishment	\$0.01	0	2026	2026	2	8117955	47712	\$0.01	\$0.00	\$0.00	\$0.01	Buildings Specialised	1
BUILDINGS\BUILDINGS SPECIALISED\BUILDING ARTWORKS	Painting Berridale Community Centre	\$0.01	0	2026	2026	2	8117960	47717	\$0.01	\$0.00	\$0.00	\$0.01	Buildings Specialised	1
BUILDINGS\BUILDINGS SPECIALISED\BUILDING COMPLETE	Hostel Hostel Extension	\$0.01	0	2026	2026	2	8117961	47718	\$0.01	\$0.00	\$0.00	\$0.01	Buildings Specialised	1
BUILDINGS\BUILDINGS SPECIALISED\BUILDING COMPLETE	Berridale Depot	\$0.01	0	2026	2026	2	8117962	47719	\$0.01	\$0.00	\$0.00	\$0.01	Buildings Specialised	1
BUILDINGS\BUILDINGS SPECIALISED\FIXTURES & FITTING	Adaminaby Community Hall Renovations - Adaminaby School of Arts	\$0.01	0	2026	2026	2	8117968	47725	\$0.01	\$0.00	\$0.00	\$0.01	Buildings Specialised	1
BUILDINGS\BUILDINGS SPECIALISED\BUILDING COMPLETE	Hostel Building Extension	\$0.01	0	2026	2026	2	8117969	47726	\$0.01	\$0.00	\$0.00	\$0.01	Buildings Specialised	1
BUILDINGS\BUILDINGS SPECIALISED\BUILDING COMPLETE	Jindabyne Holiday Park - 13 Cabins	\$325,000.00	0	2026	2026	2	8117974	47731	\$325,000.00	\$1,950.00	\$9,100.00	\$336,050.00	Buildings Specialised	1
BUILDINGS\BUILDINGS SPECIALISED\BUILDING COMPLETE	Jindabyne Holiday Park - 8 Cabin Vans	\$160,000.00	0	2026	2026	2	8117975	47732	\$160,000.00	\$960.00	\$4,480.00	\$165,440.00	Buildings Specialised	1
BUILDINGS\BUILDINGS SPECIALISED\BUILDING COMPLETE	Jindabyne Holiday Park - 8 Park Units	\$190,953.00	0	2026	2026	2	8117976	47733	\$190,953.00	\$1,145.72	\$5,346.68	\$197,445.40	Buildings Specialised	1
BUILDINGS\BUILDINGS SPECIALISED\BUILDING ROOF	Jindabyne Memorial Hall - Roof	\$153,450.00	0	2026	2026	2	8117977	47734	\$153,450.00	\$920.70	\$4,296.60	\$158,667.30	Buildings Specialised	1

Model Category	Asset Name	Renewal Cost	Risk	Expiry Year	Funded Year	Condition	JRAKM S ID	Client ID	Renewal Need	Maintenance Need	Operations Need	Total Need	Treatment	Dimension 1
BUILDINGS\BUILDINGS SPECIALISED\FIXTURES & FITTING	Jindabyne Memorial Hall - Floor Coverings	\$255,750.00	0	2026	2026	2	8117978	47735	\$255,750.00	\$1,534.50	\$7,161.00	\$264,445.50	Buildings Specialised	1
BUILDINGS\BUILDINGS SPECIALISED\FIXTURES & FITTING	JHP Vinyl Flooring Managers Residence	\$1,748.18	0	2026	2026	2	8117979	47736	\$1,748.18	\$10.49	\$48.95	\$1,807.62	Buildings Specialised	1
BUILDINGS\BUILDINGS SPECIALISED\FIXTURES & FITTING	Jindabyne Hall Stage Deck & Steps	\$32,277.06	0	2026	2026	2	8117980	47737	\$32,277.06	\$193.66	\$903.76	\$33,374.48	Buildings Specialised	1
BUILDINGS\BUILDINGS SPECIALISED\FIXTURES & FITTING	Jindabyne Hall Storeroom & Changeroom	\$9,530.51	0	2026	2026	2	8117981	47738	\$9,530.51	\$57.18	\$266.85	\$9,854.55	Buildings Specialised	1
BUILDINGS\BUILDINGS SPECIALISED\FIXTURES & FITTING	JHP Vinyl Flooring 8 Cabins	\$9,047.27	0	2026	2026	2	8117982	47739	\$9,047.27	\$54.28	\$253.32	\$9,354.88	Buildings Specialised	1
BUILDINGS\BUILDINGS SPECIALISED\FIXTURES & FITTING	Berridale Community Hall Refurbishment	\$67,383.89	0	2026	2026	2	8117984	47741	\$67,383.89	\$404.30	\$1,886.75	\$69,674.94	Buildings Specialised	1
OTHER STRUCTURES\OTHER ASSETS\TIP ASSETS	Container for Mattress Adaminaby Landfill	\$5,160.00	0	2026	2026	2	8118947	48711	\$5,160.00	\$30.96	\$144.48	\$5,335.44	Infrastructure: Other Structures	1
OTHER STRUCTURES\OTHER ASSETS\TIP ASSETS	Container for Cooking Oil Adaminaby Landfill	\$8,150.00	0	2026	2026	2	8118949	48713	\$8,150.00	\$48.90	\$228.20	\$8,427.10	Infrastructure: Other Structures	1
BUILDINGS\BUILDINGS SPECIALISED\BUILDING COMPLETE	Snowy River Health Centre (Super Clinic)	\$4,578,087.19	0	2026	2026	2	8117986	47743	\$4,578,087.19	\$27,468.52	\$128,186.44	\$4,733,742.15	Buildings Specialised	1
BUILDINGS\BUILDINGS SPECIALISED\FIXTURES & FITTING	RFS Shed Dalgety Upgrade	\$153,000.00	0	2026	2026	2	8117988	47745	\$153,000.00	\$918.00	\$4,284.00	\$158,202.00	Buildings Specialised	1
OTHER STRUCTURES\OTHER STRUCTURES\BUILDING	Toilet Block - Adaminaby Trout Public Res Toilet Block - Adaminaby	\$92,000.00	0	2026	2026	1	8118822	48586	\$92,000.00	\$552.00	\$2,576.00	\$95,128.00	Infrastructure: Other Structures	1
OTHER STRUCTURES\OTHER STRUCTURES\BUILDING	Toilet Block - Adj. Jindabyne Hall Full Brick - Concrete Roof	\$195,000.00	0	2026	2026	1	8118826	48590	\$195,000.00	\$1,170.00	\$5,460.00	\$201,630.00	Infrastructure: Other Structures	1
BUILDINGS\BUILDINGS SPECIALISED\BUILDING ROOF	JHP - Cabin Reroofing (X15) Colourbond	\$0.01	0	2026	2026	1	8117940	47697	\$0.01	\$0.00	\$0.00	\$0.01	Buildings Specialised	1
BUILDINGS\BUILDINGS SPECIALISED\BUILDING COMPLETE	RFS Shed Berridale	\$143,000.00	0	2026	2026	1	8117989	47746	\$143,000.00	\$858.00	\$4,004.00	\$147,862.00	Buildings Specialised	1
BUILDINGS\FURNITURE & FITTINGS\ARTWORKS	Aerial Photographs of Each Town in Shire	\$2,058.00	0	2026	2026	1	8118229	47987	\$2,058.00	\$12.35	\$57.62	\$2,127.97	Furniture & Fittings	1
BUILDINGS\FURNITURE & FITTINGS\OFFICE EQUIPMENT	Microfilm Aperture Cards - DP&S Plans	\$5,787.20	0	2026	2026	1	8118233	47991	\$5,787.20	\$34.72	\$162.04	\$5,983.96	Furniture & Fittings	1
BUILDINGS\OFFICE EQUIPMENT\OFFICE EQUIPMENT	Orana Aged Care Software	\$5,490.91	0	2026	2026	1	8118348	48106	\$5,490.91	\$32.95	\$153.75	\$5,677.60	Office Equipment	1
BUILDINGS\OFFICE EQUIPMENT\OFFICE EQUIPMENT	Desktop Computer, Printer & Win 7 - Neighbourhood Ctr	\$1,931.83	0	2026	2026	1	8118354	48112	\$1,931.83	\$11.59	\$54.09	\$1,997.51	Office Equipment	1
BUILDINGS\OFFICE EQUIPMENT\OFFICE EQUIPMENT	Dell R720 Server - Snowy River Health Centre	\$14,450.00	0	2026	2026	1	8118357	48115	\$14,450.00	\$86.70	\$404.60	\$14,941.30	Office Equipment	1
BUILDINGS\OFFICE EQUIPMENT\OFFICE EQUIPMENT	Electronic Whiteboard Panasonic KXB735	\$3,264.51	0	2026	2026	1	8118394	48152	\$3,264.51	\$19.59	\$91.41	\$3,375.50	Office Equipment	1
OTHER STRUCTURES\OTHER STRUCTURES\BUILDING	Toilet Block - Dalgety Double Brick - Colourbond Roof	\$52,000.00	0	2026	2026	1	8118824	48588	\$52,000.00	\$312.00	\$1,456.00	\$53,768.00	Infrastructure: Other Structures	1
OTHER STRUCTURES\OTHER STRUCTURES\BUILDING	Toilet Block - Lions Park Jindabyne Brick - Tile Roof - Concrete F	\$59,278.00	0	2026	2026	1	8118825	48589	\$59,278.00	\$355.67	\$1,659.78	\$61,293.45	Infrastructure: Other Structures	1
OTHER STRUCTURES\OTHER STRUCTURES\FIXTURES & FITTI	Snowy River Hostel - Rear Fence 50% with F Pascoe - Colourbond	\$1,885.85	0	2026	2026	1	8118870	48634	\$1,885.85	\$11.32	\$52.80	\$1,949.97	Infrastructure: Other Structures	1
<b>Total 2026</b>		<b>\$11,271,254.62</b>							<b>\$80,317.13</b>		<b>\$389,137.13</b>	<b>\$11,740,708.88</b>		
BUILDINGS\BUILDINGS SPECIALISED\BUILDING COMPLETE	Berridale Community Centre - Main Building Main Building	\$1,442,616.00	0.0017	2050	2027	5	8117947	47704	\$1,442,616.00	\$8,655.70	\$40,393.25	\$1,491,664.94	Buildings Specialised	1
BUILDINGS\BUILDINGS SPECIALISED\BUILDING COMPLETE	JHP - Cabins (4)	\$140,000.00	0.0008	2064	2027	5	8117963	47720	\$140,000.00	\$840.00	\$3,920.00	\$144,760.00	Buildings Specialised	1
BUILDINGS\BUILDINGS SPECIALISED\BUILDING COMPLETE	JHP - Amenties Block Blockwork - Tile Roof	\$699,651.03	0.0008	2065	2027	5	8117936	47693	\$699,651.03	\$4,197.91	\$19,590.23	\$723,439.17	Buildings Specialised	1
BUILDINGS\BUILDINGS SPECIALISED\BUILDING COMPLETE	Workshop/Garage - Snowy River Holiday Park	\$10,000.00	0.0008	2073	2027	5	8117992	47749	\$10,000.00	\$60.00	\$280.00	\$10,340.00	Buildings Specialised	1
BUILDINGS\BUILDINGS NON-SPECIALISED\BUILDING FITTI	Fittings	\$11,400.00	0	2027	2027	5	8102544	29576	\$11,400.00	\$68.40	\$319.20	\$11,787.60	Buildings Non-Specialised	1
BUILDINGS\BUILDINGS SPECIALISED\BUILDING FIRE SERV	Fire Services	\$1,300.00	0	2027	2027	5	8102913	29962	\$1,300.00	\$7.80	\$36.40	\$1,344.20	Buildings Specialised	1



Model Category	Asset Name	Renewal Cost	Risk	Expiry Year	Funded Year	Condition	JRAKM S ID	Client ID	Renewal Need	Maintenance Need	Operations Need	Total Need	Treatment	Dimension 1
BUILDINGS\BUILDINGS SPECIALISED\BUILDING FIRE SERV	Fire Services	\$1,100.00	0	2027	2027	5	8102914	29963	\$1,100.00	\$6.60	\$30.80	\$1,137.40	Buildings Specialised	1
OTHER STRUCTURES\OTHER STRUCTURES\PLAYGROUND EQUIP	Cubbyhouse	\$2,638.87	0	2027	2027	5	8106738	33959	\$2,638.87	\$15.83	\$73.89	\$2,728.59	Infrastructure: Other Structures	1
OTHER STRUCTURES\OTHER STRUCTURES\PLAYGROUND EQUIP	Swing	\$2,228.60	0	2027	2027	5	8106758	33980	\$2,228.60	\$13.37	\$62.40	\$2,304.37	Infrastructure: Other Structures	1
OTHER STRUCTURES\OTHER STRUCTURES\BUILDING	Storage Shed Dalgety Hall	\$871.30	0	2027	2027	5	8118856	48620	\$871.30	\$5.23	\$24.40	\$900.92	Infrastructure: Other Structures	1
BUILDINGS\BUILDINGS SPECIALISED\BUILDING COMPLETE	Depot Amenities - ALL	\$20,000.00	0	2027	2027	4	8096512	2177	\$20,000.00	\$120.00	\$560.00	\$20,680.00	Buildings Specialised	1
BUILDINGS\BUILDINGS SPECIALISED\BUILDING FLOOR	Lunchroom & Locker-room - FLOOR	\$26,500.00	0	2027	2027	4	8096517	2182	\$26,500.00	\$159.00	\$742.00	\$27,401.00	Buildings Specialised	1
BUILDINGS\BUILDINGS SPECIALISED\BUILDING ROOF	Lunchroom & Locker-room - ROOF	\$5,300.00	0	2027	2027	4	8096518	2183	\$5,300.00	\$31.80	\$148.40	\$5,480.20	Buildings Specialised	1
BUILDINGS\BUILDINGS SPECIALISED\BUILDING OTHER SER	Lunchroom & Locker-room - SERVICES	\$10,600.00	0	2027	2027	4	8096519	2184	\$10,600.00	\$63.60	\$296.80	\$10,960.40	Buildings Specialised	1
BUILDINGS\BUILDINGS SPECIALISED\BUILDING STRUCTURE	Lunchroom & Locker-room - STRUCTURE	\$63,600.00	0	2027	2027	4	8096520	2185	\$63,600.00	\$381.60	\$1,780.80	\$65,762.40	Buildings Specialised	1
BUILDINGS\OFFICE EQUIPMENT\OFFICE EQUIPMENT	Berridale Tipsite - Handheld PDT device	\$4,682.50	0	2027	2027	2	8118360	48118	\$4,682.50	\$28.10	\$131.11	\$4,841.71	Office Equipment	1
BUILDINGS\OFFICE EQUIPMENT\OFFICE EQUIPMENT	Cabeling for Leaseville Depot	\$7,240.00	0	2027	2027	2	8118356	48114	\$7,240.00	\$43.44	\$202.72	\$7,486.16	Office Equipment	1
BUILDINGS\OFFICE EQUIPMENT\OFFICE EQUIPMENT	Telstra TBS Telephone System Equipment - Snowy River Health Centre	\$18,437.54	0	2027	2027	2	8118358	48116	\$18,437.54	\$110.63	\$516.25	\$19,064.42	Office Equipment	1
BUILDINGS\OFFICE EQUIPMENT\OFFICE EQUIPMENT	Audio Visual System - Snowy River Health Centre	\$16,681.00	0	2027	2027	2	8118359	48117	\$16,681.00	\$100.09	\$467.07	\$17,248.15	Office Equipment	1
BUILDINGS\OFFICE EQUIPMENT\OFFICE EQUIPMENT	Infocouncil Software	\$24,572.00	0	2027	2027	2	8118361	48119	\$24,572.00	\$147.43	\$688.02	\$25,407.54	Office Equipment	1
BUILDINGS\OFFICE EQUIPMENT\OFFICE EQUIPMENT	Telstra Upgrade - Coporate System	\$311,688.48	0	2027	2027	2	8118362	48120	\$311,688.48	\$1,870.13	\$8,727.28	\$322,285.89	Office Equipment	1
BUILDINGS\OFFICE EQUIPMENT\OFFICE EQUIPMENT	Technology One Software Licence Fees	\$213,764.50	0	2027	2027	2	8118363	48121	\$213,764.50	\$1,282.59	\$5,985.41	\$221,032.49	Office Equipment	1
BUILDINGS\OFFICE EQUIPMENT\OFFICE EQUIPMENT	Outcome Manager Software Application	\$42,400.00	0	2027	2027	2	8118364	48122	\$42,400.00	\$254.40	\$1,187.20	\$43,841.60	Office Equipment	1
BUILDINGS\OFFICE EQUIPMENT\OFFICE EQUIPMENT	SRSC Website	\$55,270.76	0	2027	2027	2	8118365	48123	\$55,270.76	\$331.62	\$1,547.58	\$57,149.97	Office Equipment	1
BUILDINGS\OFFICE EQUIPMENT\OFFICE EQUIPMENT	Technology One Fixed Asset Module	\$3,160.00	0	2027	2027	2	8118366	48124	\$3,160.00	\$18.96	\$88.48	\$3,267.44	Office Equipment	1
BUILDINGS\OFFICE EQUIPMENT\OFFICE EQUIPMENT	Trim Document System	\$21,150.00	0	2027	2027	2	8118367	48125	\$21,150.00	\$126.90	\$592.20	\$21,869.10	Office Equipment	1
BUILDINGS\OFFICE EQUIPMENT\OFFICE EQUIPMENT	Shadow Protect Software Computer Security system	\$3,995.00	0	2027	2027	2	8118368	48126	\$3,995.00	\$23.97	\$111.86	\$4,130.83	Office Equipment	1
BUILDINGS\OFFICE EQUIPMENT\OFFICE EQUIPMENT	13 UPS	\$5,938.28	0	2027	2027	2	8118369	48127	\$5,938.28	\$35.63	\$166.27	\$6,140.18	Office Equipment	1
BUILDINGS\OFFICE EQUIPMENT\OFFICE EQUIPMENT	Panasonic Toughbook	\$6,829.00	0	2027	2027	2	8118370	48128	\$6,829.00	\$40.97	\$191.21	\$7,061.19	Office Equipment	1
BUILDINGS\OFFICE EQUIPMENT\OFFICE EQUIPMENT	Technology One Ci Payroll HR	\$47,688.70	0	2027	2027	2	8118371	48129	\$47,688.70	\$286.13	\$1,335.28	\$49,310.12	Office Equipment	1
BUILDINGS\OFFICE EQUIPMENT\OFFICE EQUIPMENT	Technology One Ci Finance	\$54,783.87	0	2027	2027	2	8118372	48130	\$54,783.87	\$328.70	\$1,533.95	\$56,646.52	Office Equipment	1
BUILDINGS\OFFICE EQUIPMENT\OFFICE EQUIPMENT	Computer Servcer - ICT Insurance Claim Replacement Equipment	\$41,794.75	0	2027	2027	2	8118373	48131	\$41,794.75	\$250.77	\$1,170.25	\$43,215.77	Office Equipment	1
BUILDINGS\OFFICE EQUIPMENT\OFFICE EQUIPMENT	Ci Implementation - Proclaim	\$22,920.38	0	2027	2027	2	8118374	48132	\$22,920.38	\$137.52	\$641.77	\$23,699.67	Office Equipment	1
BUILDINGS\OFFICE EQUIPMENT\OFFICE EQUIPMENT	Epson Projector for Chambers	\$2,150.00	0	2027	2027	2	8118375	48133	\$2,150.00	\$12.90	\$60.20	\$2,223.10	Office Equipment	1
BUILDINGS\OFFICE EQUIPMENT\OFFICE EQUIPMENT	TRIM EDMS Upgrade	\$10,818.83	0	2027	2027	2	8118376	48134	\$10,818.83	\$64.91	\$302.93	\$11,186.67	Office Equipment	1
BUILDINGS\OFFICE EQUIPMENT\OFFICE EQUIPMENT	Trips software Program	\$7,781.86	0	2027	2027	2	8118380	48138	\$7,781.86	\$46.69	\$217.89	\$8,046.44	Office Equipment	1

Model Category	Asset Name	Renewal Cost	Risk	Expiry Year	Funded Year	Condition	JRAKM S ID	Client ID	Renewal Need	Maintenance Need	Operations Need	Total Need	Treatment	Dimension 1
BUILDINGS\OFFICE EQUIPMENT\OFFICE EQUIPMENT	Epson DM1 Computer Projector (Respite)	\$1,057.50	0	2027	2027	2	811838 1	4813 9	\$1,057.50	\$6.35	\$29.61	\$1,093.46	Office Equipment	1
BUILDINGS\OFFICE EQUIPMENT\OFFICE EQUIPMENT	Comms Cabinet HACC	\$3,200.00	0	2027	2027	2	811838 4	4814 2	\$3,200.00	\$19.20	\$89.60	\$3,308.80	Office Equipment	1
BUILDINGS\OFFICE EQUIPMENT\OFFICE EQUIPMENT	Ezescan Imaging Software	\$2,400.00	0	2027	2027	2	811838 5	4814 3	\$2,400.00	\$14.40	\$67.20	\$2,481.60	Office Equipment	1
BUILDINGS\OFFICE EQUIPMENT\OFFICE EQUIPMENT	3M Overhead Projector	\$679.00	0	2027	2027	2	811838 6	4814 4	\$679.00	\$4.07	\$19.01	\$702.09	Office Equipment	1
BUILDINGS\OFFICE EQUIPMENT\OFFICE EQUIPMENT	Software - Water Billing Module	\$4,200.00	0	2027	2027	2	811838 7	4814 5	\$4,200.00	\$25.20	\$117.60	\$4,342.80	Office Equipment	1
BUILDINGS\OFFICE EQUIPMENT\OFFICE EQUIPMENT	Cabling for Phone & Computer - Cat 5 Thin Ethernet Cable	\$12,308.35	0	2027	2027	2	811838 8	4814 6	\$12,308.35	\$73.85	\$344.63	\$12,726.83	Office Equipment	1
BUILDINGS\OFFICE EQUIPMENT\OFFICE EQUIPMENT	Novapli Letter Folding Machine	\$2,034.34	0	2027	2027	2	811838 9	4814 7	\$2,034.34	\$12.21	\$56.96	\$2,103.51	Office Equipment	1
BUILDINGS\OFFICE EQUIPMENT\OFFICE EQUIPMENT	Digital Cadastre Data - 11218 Legal Parcels - 2nd Inst	\$11,908.55	0	2027	2027	2	811839 0	4814 8	\$11,908.55	\$71.45	\$333.44	\$12,313.44	Office Equipment	1
BUILDINGS\OFFICE EQUIPMENT\OFFICE EQUIPMENT	GPS - Garmin GPSII Plus Nav System	\$681.97	0	2027	2027	2	811839 1	4814 9	\$681.97	\$4.09	\$19.10	\$705.16	Office Equipment	1
BUILDINGS\OFFICE EQUIPMENT\OFFICE EQUIPMENT	Projector & Carry Case	\$7,380.57	0	2027	2027	2	811839 2	4815 0	\$7,380.57	\$44.28	\$206.66	\$7,631.51	Office Equipment	1
BUILDINGS\OFFICE EQUIPMENT\OFFICE EQUIPMENT	Shredder - Powershred 480 ST/Cut	\$2,573.45	0	2027	2027	2	811839 3	4815 1	\$2,573.45	\$15.44	\$72.06	\$2,660.95	Office Equipment	1
BUILDINGS\OFFICE EQUIPMENT\OFFICE EQUIPMENT	IT Networking Upgrade	\$51,687.00	0	2027	2027	2	811839 5	4815 3	\$51,687.00	\$310.12	\$1,447.24	\$53,444.34	Office Equipment	1
BUILDINGS\OFFICE EQUIPMENT\OFFICE EQUIPMENT	IT Corporate Software Systems	\$312,910.65	0	2027	2027	2	811839 6	4815 4	\$312,910.65	\$1,877.46	\$8,761.50	\$323,549.61	Office Equipment	1
BUILDINGS\OFFICE EQUIPMENT\OFFICE EQUIPMENT	RFS Canon IR2270 Photocopier	\$7,584.97	0	2027	2027	2	811839 7	4815 5	\$7,584.97	\$45.51	\$212.38	\$7,842.86	Office Equipment	1
LAND\COMMUNITY LAND\COMMUNITY LAND	Reserve 82678 - Public Rec Adaminaby 3536M - G/756677	\$38,300.00	0	2027	2027	2	811840 7	4816 5	\$38,300.00	\$1,915.00	\$10,838.90	\$51,053.90	Community Land	1
OTHER STRUCTURES\OTHER STRUCTURES\BUILDING	Toilet Block - Adaminaby Showground Public Res Toilet Block	\$15,000.00	0	2027	2027	2	811882 3	4858 7	\$15,000.00	\$90.00	\$420.00	\$15,510.00	Infrastructure: Other Structures	1
OTHER STRUCTURES\OTHER STRUCTURES\FIXTURES & FITTI	Hostel Courtyard Shade Structure	\$29,165.66	0	2027	2027	2	811887 2	4863 6	\$29,165.66	\$174.99	\$816.64	\$30,157.29	Infrastructure: Other Structures	1
OTHER STRUCTURES\OTHER STRUCTURES\BUILDING	Toilet Block - Claypits Jindabyne	\$120,000.00	0	2027	2027	2	811892 0	4868 4	\$120,000.00	\$720.00	\$3,360.00	\$124,080.00	Infrastructure: Other Structures	1
BUILDINGS\BUILDINGS SPECIALISED\BUILDING ROOF	JHP - Cabin Reroofing (X15) Colourbond	\$0.01	0	2027	2027	1	811794 0	4769 7	\$0.01	\$0.00	\$0.00	\$0.01	Buildings Specialised	1
BUILDINGS\BUILDINGS SPECIALISED\BUILDING COMPLETE	RFS Shed Berridale	\$143,000.00	0	2027	2027	1	811798 9	4774 6	\$143,000.00	\$858.00	\$4,004.00	\$147,862.00	Buildings Specialised	1
BUILDINGS\FURNITURE & FITTINGS\ARTWORKS	Aerial Photographs of Each Town in Shire	\$2,058.00	0	2027	2027	1	811822 9	4798 7	\$2,058.00	\$12.35	\$57.62	\$2,127.97	Furniture & Fittings	1
BUILDINGS\FURNITURE & FITTINGS\OFFICE EQUIPMENT	Microfilm Aperture Cards - DP&S Plans	\$5,787.20	0	2027	2027	1	811823 3	4799 1	\$5,787.20	\$34.72	\$162.04	\$5,983.96	Furniture & Fittings	1
BUILDINGS\OFFICE EQUIPMENT\OFFICE EQUIPMENT	Orana Aged Care Software	\$5,490.91	0	2027	2027	1	811834 8	4810 6	\$5,490.91	\$32.95	\$153.75	\$5,677.60	Office Equipment	1
BUILDINGS\OFFICE EQUIPMENT\OFFICE EQUIPMENT	Desktop Computer, Printer & Win 7 - Neighbourhood Ctre	\$1,931.83	0	2027	2027	1	811835 4	4811 2	\$1,931.83	\$11.59	\$54.09	\$1,997.51	Office Equipment	1
BUILDINGS\OFFICE EQUIPMENT\OFFICE EQUIPMENT	Dell R720 Server - Snowy River Health Centre	\$14,450.00	0	2027	2027	1	811835 7	4811 5	\$14,450.00	\$86.70	\$404.60	\$14,941.30	Office Equipment	1
BUILDINGS\OFFICE EQUIPMENT\OFFICE EQUIPMENT	Electronic Whiteboard Panasonic KXB735	\$3,264.51	0	2027	2027	1	811839 4	4815 2	\$3,264.51	\$19.59	\$91.41	\$3,375.50	Office Equipment	1
OTHER STRUCTURES\OTHER STRUCTURES\BUILDING	Toilet Block - Dalgety Double Brick - Colourbond Roof	\$52,000.00	0	2027	2027	1	811882 4	4858 8	\$52,000.00	\$312.00	\$1,456.00	\$53,768.00	Infrastructure: Other Structures	1
OTHER STRUCTURES\OTHER STRUCTURES\BUILDING	Toilet Block - Lions Park Jindabyne Brick - Tile Roof - Concrete F	\$59,278.00	0	2027	2027	1	811882 5	4858 9	\$59,278.00	\$355.67	\$1,659.78	\$61,293.45	Infrastructure: Other Structures	1
OTHER STRUCTURES\OTHER STRUCTURES\FIXTURES & FITTI	Snowy River Hostel - Rear Fence 50% with F Pascoe - Colourbond	\$1,885.85	0	2027	2027	1	811887 0	4863 4	\$1,885.85	\$11.32	\$52.80	\$1,949.97	Infrastructure: Other Structures	1
<b>Total 2027</b>		<b>\$4,273,771.57</b>							<b>\$4,273,771.57</b>	<b>\$27,327.83</b>	<b>\$129,432.10</b>	<b>\$4,430,531.50</b>		

Model Category	Asset Name	Renewal Cost	Risk	Expiry Year	Funded Year	Condition	JRAKM S ID	Client ID	Renewal Need	Maintenance Need	Operations Need	Total Need	Treatment	Dimension 1
BUILDINGS\BUILDINGS NON-SPECIALISED\BUILDING FINIS	Finishes	\$123,018.46	0	2028	2028	5	8102626	29663	\$123,018.46	\$738.11	\$3,444.52	\$127,201.09	Buildings Non-Specialised	1
BUILDINGS\BUILDINGS SPECIALISED\BUILDING FIRE SERV	Fire Services	\$1,500.00	0	2028	2028	5	8102911	29960	\$1,500.00	\$9.00	\$42.00	\$1,551.00	Buildings Specialised	1
BUILDINGS\BUILDINGS NON-SPECIALISED\BUILDING FITTI	Fittings	\$149,363.58	0	2029	2028	5	8102632	29669	\$149,363.58	\$896.18	\$4,182.18	\$154,441.94	Buildings Non-Specialised	1
BUILDINGS\BUILDINGS NON-SPECIALISED\BUILDING FINIS	Finishes	\$102,200.00	0	2030	2028	5	8102625	29662	\$102,200.00	\$613.20	\$2,861.60	\$105,674.80	Buildings Non-Specialised	1
BUILDINGS\BUILDINGS NON-SPECIALISED\BUILDING FITTI	Fittings	\$90,800.00	0	2030	2028	5	8102631	29668	\$90,800.00	\$544.80	\$2,542.40	\$93,887.20	Buildings Non-Specialised	1
BUILDINGS\BUILDINGS SPECIALISED\BUILDING FIRE SERV	Fire Services	\$1,400.00	0	2030	2028	5	8103036	30098	\$1,400.00	\$8.40	\$39.20	\$1,447.60	Buildings Specialised	1
OTHER STRUCTURES\OTHER STRUCTURES\FIXTURES & FITTI	RFS Shed Dry Plain Upgrade	\$31,000.00	0	2031	2028	5	8118877	48641	\$31,000.00	\$186.00	\$868.00	\$32,054.00	Infrastructure: Other Structures	1
OTHER STRUCTURES\OTHER STRUCTURES\FIXTURES & FITTI	RFS Shed Wollondibby Extensions	\$41,000.00	0	2032	2028	5	8118878	48642	\$41,000.00	\$246.00	\$1,148.00	\$42,394.00	Infrastructure: Other Structures	1
OTHER STRUCTURES\OTHER ASSETS\TIP ASSETS	Fencing Jindabyne Tip	\$2,383.64	0	2034	2028	5	8118942	48706	\$2,383.64	\$14.30	\$66.74	\$2,464.68	Infrastructure: Other Structures	1
BUILDINGS\OFFICE EQUIPMENT\OFFICE EQUIPMENT	Interface Software Jindabyne Weighbridge	\$66,463.00	0	2036	2028	5	8118355	48113	\$66,463.00	\$398.78	\$1,860.96	\$68,722.74	Office Equipment	1
OTHER STRUCTURES\OTHER ASSETS\TIP ASSETS	Shipping Container Adaminaby Landfill	\$2,700.00	0	2036	2028	5	8118944	48708	\$2,700.00	\$16.20	\$75.60	\$2,791.80	Infrastructure: Other Structures	1
OTHER STRUCTURES\OTHER ASSETS\TIP ASSETS	Container for Mattress Jindabyne Landfill	\$5,160.00	0	2036	2028	5	8118946	48710	\$5,160.00	\$30.96	\$144.48	\$5,335.44	Infrastructure: Other Structures	1
OTHER STRUCTURES\OTHER ASSETS\SOLAR SYSTEMS	Berridale Community Hall Solar Energy	\$19,380.00	0	2037	2028	5	8118855	48619	\$19,380.00	\$116.28	\$542.64	\$20,038.92	Infrastructure: Other Structures	1
OTHER STRUCTURES\OTHER STRUCTURES\FIXTURES & FITTI	Jindabyne Hall Upgrade	\$12,144.22	0	2037	2028	5	8118858	48622	\$12,144.22	\$72.87	\$340.04	\$12,557.14	Infrastructure: Other Structures	1
OTHER STRUCTURES\OTHER STRUCTURES\FIXTURES & FITTI	Jindabyne Depot W&S - Other Improvements 50%	\$16,148.40	0	2037	2028	5	8118892	48656	\$16,148.40	\$96.89	\$452.16	\$16,697.46	Infrastructure: Other Structures	1
BUILDINGS\BUILDINGS SPECIALISED\BUILDING COMPLETE	Site Shed, Portable Toilet, Water Tank - Bobundara Rd	\$24,000.00	0	2038	2028	5	8117995	47752	\$24,000.00	\$144.00	\$672.00	\$24,816.00	Buildings Specialised	1
BUILDINGS\BUILDINGS SPECIALISED\BUILDING COMPLETE	Equipment Shed - Bullenbalong	\$20,000.00	0	2038	2028	5	8118002	47759	\$20,000.00	\$120.00	\$560.00	\$20,680.00	Buildings Specialised	1
BUILDINGS\OFFICE EQUIPMENT\OFFICE EQUIPMENT	CT HACC Service Improvement - 64GB iPad	\$1,179.09	0	2038	2028	5	8118344	48102	\$1,179.09	\$7.07	\$33.01	\$1,219.18	Office Equipment	1
BUILDINGS\OFFICE EQUIPMENT\OFFICE EQUIPMENT	Transitional Funding HACC - 4 x 64GB iPads	\$4,716.36	0	2038	2028	5	8118345	48103	\$4,716.36	\$28.30	\$132.06	\$4,876.72	Office Equipment	1
OTHER STRUCTURES\OTHER ASSETS\SOLAR SYSTEMS	Berridale Office - 30kW Solar PV System	\$45,000.00	0	2040	2028	5	8118860	48624	\$45,000.00	\$270.00	\$1,260.00	\$46,530.00	Infrastructure: Other Structures	1
OTHER STRUCTURES\OTHER STRUCTURES\BUILDING	Toilet Block Jindabyne Sports Ground Stone Constr - Ac Sheet Roof	\$60,000.00	0	2028	2028	4	8118863	48627	\$60,000.00	\$360.00	\$1,680.00	\$62,040.00	Infrastructure: Other Structures	1
BUILDINGS\BUILDINGS NON-SPECIALISED\BUILDING ROOF	Roof	\$81,523.59	0	2028	2028	4	8102638	29675	\$81,523.59	\$489.14	\$2,282.66	\$84,295.39	Buildings Non-Specialised	1
BUILDINGS\BUILDINGS SPECIALISED\BUILDING ELECTRICA	Electrical	\$83,500.00	0	2028	2028	4	8102871	29918	\$83,500.00	\$501.00	\$2,338.00	\$86,339.00	Buildings Specialised	1
BUILDINGS\BUILDINGS SPECIALISED\BUILDING ROOF	Roof	\$230,900.00	0	2028	2028	4	8102890	29937	\$230,900.00	\$1,385.40	\$6,465.20	\$238,750.60	Buildings Specialised	1
BUILDINGS\FURNITURE & FITTINGS\FURNITURE	Chairs - Model 602 & 603	\$2,746.00	0	2028	2028	4	8118234	47992	\$2,746.00	\$16.48	\$76.89	\$2,839.36	Furniture & Fittings	1
BUILDINGS\FURNITURE & FITTINGS\FIXTURES & FITTINGS	Carpets - Berridale Doctor's Surgery	\$1,450.00	0	2028	2028	4	8118235	47993	\$1,450.00	\$8.70	\$40.60	\$1,499.30	Furniture & Fittings	1
BUILDINGS\FURNITURE & FITTINGS\FURNITURE	Records Furniture (From Recon)	\$4,593.21	0	2028	2028	4	8118237	47995	\$4,593.21	\$27.56	\$128.61	\$4,749.38	Furniture & Fittings	1
BUILDINGS\FURNITURE & FITTINGS\FURNITURE	Administration Furniture (From Recon)	\$4,677.29	0	2028	2028	4	8118238	47996	\$4,677.29	\$28.06	\$130.96	\$4,836.32	Furniture & Fittings	1
BUILDINGS\FURNITURE & FITTINGS\FURNITURE	Operations Furniture (From Recon)	\$1,954.77	0	2028	2028	4	8118239	47997	\$1,954.77	\$11.73	\$54.73	\$2,021.23	Furniture & Fittings	1
BUILDINGS\FURNITURE & FITTINGS\FURNITURE	Workstation +MOB 4 Dwr Pedestal	\$994.44	0	2028	2028	4	8118241	47999	\$994.44	\$5.97	\$27.84	\$1,028.25	Furniture & Fittings	1

Model Category	Asset Name	Renewal Cost	Risk	Expiry Year	Funded Year	Condition	JRAKM S ID	Client ID	Renewal Need	Maintenance Need	Operations Need	Total Need	Treatment	Dimension 1
BUILDINGS\FURNITURE & FITTINGS\FURNITURE	Workstation +MOB 3 Dwr Pedestal	\$1,206.68	0	2028	2028	4	811824 2	4800 0	\$1,206.68	\$7.24	\$33.79	\$1,247.71	Furniture & Fittings	1
BUILDINGS\FURNITURE & FITTINGS\FURNITURE	Steel Shelving - Compactus	\$1,840.09	0	2028	2028	4	811824 3	4800 1	\$1,840.09	\$11.04	\$51.52	\$1,902.65	Furniture & Fittings	1
BUILDINGS\FURNITURE & FITTINGS\FURNITURE	Desks with Drawers and Filing Units	\$2,055.00	0	2028	2028	4	811824 4	4800 2	\$2,055.00	\$12.33	\$57.54	\$2,124.87	Furniture & Fittings	1
BUILDINGS\FURNITURE & FITTINGS\FURNITURE	Workstation	\$1,370.00	0	2028	2028	4	811824 5	4800 3	\$1,370.00	\$8.22	\$38.36	\$1,416.58	Furniture & Fittings	1
BUILDINGS\FURNITURE & FITTINGS\FURNITURE	Workstation	\$855.00	0	2028	2028	4	811824 6	4800 4	\$855.00	\$5.13	\$23.94	\$884.07	Furniture & Fittings	1
BUILDINGS\FURNITURE & FITTINGS\ARTWORKS	Hostel - Art Works by Alan Grosvenor	\$2,000.00	0	2028	2028	4	811824 7	4800 5	\$2,000.00	\$12.00	\$56.00	\$2,068.00	Furniture & Fittings	1
BUILDINGS\FURNITURE & FITTINGS\FURNITURE	Berridale Hall - Banks of Seats	\$1,500.00	0	2028	2028	4	811824 8	4800 6	\$1,500.00	\$9.00	\$42.00	\$1,551.00	Furniture & Fittings	1
BUILDINGS\FURNITURE & FITTINGS\FURNITURE	Jindabyne Hall Contents	\$8,294.35	0	2028	2028	4	811824 9	4800 7	\$8,294.35	\$49.77	\$232.24	\$8,576.36	Furniture & Fittings	1
BUILDINGS\FURNITURE & FITTINGS\FURNITURE	Adaminaby School of Arts - Laminated tables (10)	\$2,643.63	0	2028	2028	4	811825 0	4800 8	\$2,643.63	\$15.86	\$74.02	\$2,733.51	Furniture & Fittings	1
BUILDINGS\FURNITURE & FITTINGS\FURNITURE	Jindabyne memorial Hall - 200 High Sided Chairs	\$9,764.02	0	2028	2028	4	811825 1	4800 9	\$9,764.02	\$58.58	\$273.39	\$10,096.00	Furniture & Fittings	1
BUILDINGS\FURNITURE & FITTINGS\FURNITURE	Berridale Community Centre - Folding Tables	\$1,550.00	0	2028	2028	4	811825 2	4801 0	\$1,550.00	\$9.30	\$43.40	\$1,602.70	Furniture & Fittings	1
BUILDINGS\FURNITURE & FITTINGS\FURNITURE	Adaminaby School of Arts - 70 Stackable Chairs	\$3,295.50	0	2028	2028	4	811825 3	4801 1	\$3,295.50	\$19.77	\$92.27	\$3,407.55	Furniture & Fittings	1
BUILDINGS\FURNITURE & FITTINGS\FURNITURE	Workstations x 3 Grey Melamine	\$2,274.74	0	2028	2028	4	811825 4	4801 2	\$2,274.74	\$13.65	\$63.69	\$2,352.08	Furniture & Fittings	1
BUILDINGS\FURNITURE & FITTINGS\FURNITURE	Chairs - Office Chairs x 16 For Councillors	\$7,233.25	0	2028	2028	4	811825 5	4801 3	\$7,233.25	\$43.40	\$202.53	\$7,479.18	Furniture & Fittings	1
BUILDINGS\FURNITURE & FITTINGS\FIXTURES & FITTINGS	Stage Curtains Jindabyne Hall	\$5,867.48	0	2028	2028	4	811825 6	4801 4	\$5,867.48	\$35.20	\$164.29	\$6,066.97	Furniture & Fittings	1
BUILDINGS\FURNITURE & FITTINGS\FIXTURES & FITTINGS	Hostel - Gas Heater	\$3,732.44	0	2028	2028	4	811825 7	4801 5	\$3,732.44	\$22.39	\$104.51	\$3,859.34	Furniture & Fittings	1
BUILDINGS\FURNITURE & FITTINGS\FIXTURES & FITTINGS	Curtain - Venetian Blind	\$1,797.80	0	2028	2028	4	811825 8	4801 6	\$1,797.80	\$10.79	\$50.34	\$1,858.93	Furniture & Fittings	1
BUILDINGS\FURNITURE & FITTINGS\FIXTURES & FITTINGS	Razorback Carpet Shop 3	\$1,640.91	0	2028	2028	4	811825 9	4801 7	\$1,640.91	\$9.85	\$45.95	\$1,696.70	Furniture & Fittings	1
BUILDINGS\FURNITURE & FITTINGS\FIXTURES & FITTINGS	Razorback Carpet Shop 4	\$1,390.91	0	2028	2028	4	811826 2	4802 0	\$1,390.91	\$8.35	\$38.95	\$1,438.20	Furniture & Fittings	1
BUILDINGS\FURNITURE & FITTINGS\FURNITURE	Office Chairs	\$3,201.00	0	2028	2028	4	811826 3	4802 1	\$3,201.00	\$19.21	\$89.63	\$3,309.83	Furniture & Fittings	1
BUILDINGS\FURNITURE & FITTINGS\FURNITURE	Lockable Steel Cabinets	\$1,436.36	0	2028	2028	4	811826 4	4802 2	\$1,436.36	\$8.62	\$40.22	\$1,485.20	Furniture & Fittings	1
BUILDINGS\FURNITURE & FITTINGS\FIXTURES & FITTINGS	Rolafle Razorback Shop 3	\$6,237.00	0	2028	2028	4	811826 0	4801 8	\$6,237.00	\$37.42	\$174.64	\$6,449.06	Furniture & Fittings	1
BUILDINGS\FURNITURE & FITTINGS\FURNITURE	Office Workstations	\$16,027.00	0	2028	2028	4	811826 1	4801 9	\$16,027.00	\$96.16	\$448.76	\$16,571.92	Furniture & Fittings	1
BUILDINGS\FURNITURE & FITTINGS\FIXTURES & FITTINGS	Glass partitioning - Berridale Office	\$1,350.00	0	2028	2028	4	811826 5	4802 3	\$1,350.00	\$8.10	\$37.80	\$1,395.90	Furniture & Fittings	1
BUILDINGS\FURNITURE & FITTINGS\FIXTURES & FITTINGS	Concertina Doors - Adaminaby School of Arts	\$3,354.55	0	2028	2028	4	811826 6	4802 4	\$3,354.55	\$20.13	\$93.93	\$3,468.60	Furniture & Fittings	1
BUILDINGS\FURNITURE & FITTINGS\FIXTURES & FITTINGS	Air Conditioning System Hostel	\$4,272.73	0	2028	2028	4	811827 1	4802 9	\$4,272.73	\$25.64	\$119.64	\$4,418.00	Furniture & Fittings	1
BUILDINGS\FURNITURE & FITTINGS\FIXTURES & FITTINGS	Curtains & Blinds Baanya Hall	\$1,420.00	0	2028	2028	4	811827 5	4803 3	\$1,420.00	\$8.52	\$39.76	\$1,468.28	Furniture & Fittings	1
BUILDINGS\FURNITURE & FITTINGS\FURNITURE	Stradbroke Double Bedspeads (13) JHP	\$2,033.00	0	2028	2028	4	811827 6	4803 4	\$2,033.00	\$12.20	\$56.92	\$2,102.12	Furniture & Fittings	1
OTHER STRUCTURES\OPEN SPACES\PUBLIC ART	Monument 01 - Centenary Federation	\$46,294.10	0	2028	2028	4	810609 2	3321 4	\$46,294.10	\$277.76	\$1,296.23	\$47,868.10	Infrastructure: Other Structures	1
OTHER STRUCTURES\OPEN SPACES\PUBLIC ART	Monument 01 - Man from Snowy River	\$40,520.00	0	2028	2028	4	810609 5	3321 7	\$40,520.00	\$243.12	\$1,134.56	\$41,897.68	Infrastructure: Other Structures	1

Model Category	Asset Name	Renewal Cost	Risk	Expiry Year	Funded Year	Condition	JRAKM S ID	Client ID	Renewal Need	Maintenance Need	Operations Need	Total Need	Treatment	Dimension 1
OTHER STRUCTURES\OPEN SPACES\PUBLIC ART	Monument 01 - Opening	\$1,013.00	0	2028	2028	4	8106096	33218	\$1,013.00	\$6.08	\$28.36	\$1,047.44	Infrastructure: Other Structures	1
OTHER STRUCTURES\OPEN SPACES\PUBLIC ART	Monument 02 - Rock Unveil	\$2,532.50	0	2028	2028	4	8106102	33224	\$2,532.50	\$15.20	\$70.91	\$2,618.61	Infrastructure: Other Structures	1
OTHER STRUCTURES\OPEN SPACES\PUBLIC ART	Monument 04 - Snowy Hydro	\$20,260.00	0	2028	2028	4	8106113	33236	\$20,260.00	\$121.56	\$567.28	\$20,948.84	Infrastructure: Other Structures	1
OTHER STRUCTURES\OPEN SPACES\PUBLIC ART	Monument 05 - Town Pump	\$1,013.00	0	2028	2028	4	8106116	33239	\$1,013.00	\$6.08	\$28.36	\$1,047.44	Infrastructure: Other Structures	1
OTHER STRUCTURES\OPEN SPACES\PUBLIC ART	Monument 07 - Cooma Monaro Sub Branch	\$8,104.00	0	2028	2028	4	8106118	33241	\$8,104.00	\$48.62	\$226.91	\$8,379.54	Infrastructure: Other Structures	1
OTHER STRUCTURES\OPEN SPACES\PUBLIC ART	Monument 08 - Australia Air Ace	\$8,104.00	0	2028	2028	4	8106119	33242	\$8,104.00	\$48.62	\$226.91	\$8,379.54	Infrastructure: Other Structures	1
OTHER STRUCTURES\OPEN SPACES\PUBLIC ART	Monument 09 - Servicemen	\$1,013.00	0	2028	2028	4	8106120	33243	\$1,013.00	\$6.08	\$28.36	\$1,047.44	Infrastructure: Other Structures	1
OTHER STRUCTURES\OPEN SPACES\PUBLIC ART	Monument 15 - White Cross	\$1,013.00	0	2028	2028	4	8106126	33249	\$1,013.00	\$6.08	\$28.36	\$1,047.44	Infrastructure: Other Structures	1
OTHER STRUCTURES\OTHER STRUCTURES\LIGHTING	Light 01	\$6,078.00	0	2028	2028	4	8106605	33821	\$6,078.00	\$36.47	\$170.18	\$6,284.65	Infrastructure: Other Structures	1
OTHER STRUCTURES\OTHER STRUCTURES\LIGHTING	Light 02	\$6,078.00	0	2028	2028	4	8106606	33822	\$6,078.00	\$36.47	\$170.18	\$6,284.65	Infrastructure: Other Structures	1
OTHER STRUCTURES\OTHER STRUCTURES\LIGHTING	Light 03	\$6,078.00	0	2028	2028	4	8106607	33823	\$6,078.00	\$36.47	\$170.18	\$6,284.65	Infrastructure: Other Structures	1
OTHER STRUCTURES\OTHER STRUCTURES\LIGHTING	Light 04	\$6,078.00	0	2028	2028	4	8106608	33824	\$6,078.00	\$36.47	\$170.18	\$6,284.65	Infrastructure: Other Structures	1
OTHER STRUCTURES\OTHER STRUCTURES\LIGHTING	Light 05	\$6,078.00	0	2028	2028	4	8106609	33825	\$6,078.00	\$36.47	\$170.18	\$6,284.65	Infrastructure: Other Structures	1
OTHER STRUCTURES\OTHER STRUCTURES\LIGHTING	Light 06	\$6,078.00	0	2028	2028	4	8106610	33826	\$6,078.00	\$36.47	\$170.18	\$6,284.65	Infrastructure: Other Structures	1
OTHER STRUCTURES\OTHER STRUCTURES\LIGHTING	Light 07	\$6,078.00	0	2028	2028	4	8106611	33827	\$6,078.00	\$36.47	\$170.18	\$6,284.65	Infrastructure: Other Structures	1
OTHER STRUCTURES\OTHER STRUCTURES\FURNITURE	Sign 04 - Exit	\$222.86	0	2028	2028	4	8106617	33833	\$222.86	\$1.34	\$6.24	\$230.44	Infrastructure: Other Structures	1
OTHER STRUCTURES\OTHER STRUCTURES\FURNITURE	Sign 05 - Council Fees	\$151.95	0	2028	2028	4	8106618	33834	\$151.95	\$0.91	\$4.25	\$157.12	Infrastructure: Other Structures	1
OTHER STRUCTURES\OTHER STRUCTURES\FURNITURE	Sign 06 - Dogs Muzzle	\$151.95	0	2028	2028	4	8106619	33835	\$151.95	\$0.91	\$4.25	\$157.12	Infrastructure: Other Structures	1
OTHER STRUCTURES\OTHER STRUCTURES\FURNITURE	Sign 07 - Dogs Muzzle	\$151.95	0	2028	2028	4	8106620	33836	\$151.95	\$0.91	\$4.25	\$157.12	Infrastructure: Other Structures	1
OTHER STRUCTURES\OTHER STRUCTURES\FURNITURE	Sign 09 - Dogs Muzzle	\$151.95	0	2028	2028	4	8106622	33838	\$151.95	\$0.91	\$4.25	\$157.12	Infrastructure: Other Structures	1
OTHER STRUCTURES\OTHER STRUCTURES\FURNITURE	Sign 11 - Dogs Muzzle	\$151.95	0	2028	2028	4	8106624	33840	\$151.95	\$0.91	\$4.25	\$157.12	Infrastructure: Other Structures	1
OTHER STRUCTURES\OTHER STRUCTURES\FURNITURE	Sign 12 - No Public Access	\$151.95	0	2028	2028	4	8106625	33841	\$151.95	\$0.91	\$4.25	\$157.12	Infrastructure: Other Structures	1
OTHER STRUCTURES\OTHER STRUCTURES\FURNITURE	Sign 13 - No Public Access	\$151.95	0	2028	2028	4	8106626	33842	\$151.95	\$0.91	\$4.25	\$157.12	Infrastructure: Other Structures	1
OTHER STRUCTURES\OTHER STRUCTURES\FURNITURE	Sign 15 - No Public Access	\$151.95	0	2028	2028	4	8106628	33844	\$151.95	\$0.91	\$4.25	\$157.12	Infrastructure: Other Structures	1
OTHER STRUCTURES\OTHER STRUCTURES\FURNITURE	Sign 16 - No Public Access	\$151.95	0	2028	2028	4	8106629	33845	\$151.95	\$0.91	\$4.25	\$157.12	Infrastructure: Other Structures	1
OTHER STRUCTURES\OTHER STRUCTURES\FURNITURE	Sign 17 - Danger	\$151.95	0	2028	2028	4	8106630	33846	\$151.95	\$0.91	\$4.25	\$157.12	Infrastructure: Other Structures	1
OTHER STRUCTURES\OTHER STRUCTURES\FURNITURE	Sign 18 - Staff Only	\$151.95	0	2028	2028	4	8106631	33847	\$151.95	\$0.91	\$4.25	\$157.12	Infrastructure: Other Structures	1
OTHER STRUCTURES\OTHER STRUCTURES\FURNITURE	Sign 20 - Danger	\$151.95	0	2028	2028	4	8106633	33849	\$151.95	\$0.91	\$4.25	\$157.12	Infrastructure: Other Structures	1
OTHER STRUCTURES\OTHER STRUCTURES\FURNITURE	Sign 21 - No Public Access	\$151.95	0	2028	2028	4	8106634	33850	\$151.95	\$0.91	\$4.25	\$157.12	Infrastructure: Other Structures	1
OTHER STRUCTURES\OTHER STRUCTURES\FURNITURE	Sign 22 - Agents Only	\$151.95	0	2028	2028	4	8106635	33851	\$151.95	\$0.91	\$4.25	\$157.12	Infrastructure: Other Structures	1

Model Category	Asset Name	Renewal Cost	Risk	Expiry Year	Funded Year	Condition	JRAKM S ID	Client ID	Renewal Need	Maintenance Need	Operations Need	Total Need	Treatment	Dimension 1
OTHER STRUCTURES\OTHER STRUCTURES\OTHER INFRASTRUC	Trough 01 - Bay 401	\$3,575.89	0	2028	2028	4	8106636	33852	\$3,575.89	\$21.46	\$100.12	\$3,697.47	Infrastructure: Other Structures	1
OTHER STRUCTURES\OTHER STRUCTURES\OTHER INFRASTRUC	Trough 02 - Bay 402	\$3,575.89	0	2028	2028	4	8106637	33853	\$3,575.89	\$21.46	\$100.12	\$3,697.47	Infrastructure: Other Structures	1
OTHER STRUCTURES\OTHER STRUCTURES\OTHER INFRASTRUC	Trough 03 - Bay 403	\$3,575.89	0	2028	2028	4	8106638	33854	\$3,575.89	\$21.46	\$100.12	\$3,697.47	Infrastructure: Other Structures	1
OTHER STRUCTURES\OTHER STRUCTURES\OTHER INFRASTRUC	Trough 04 - Bay 404	\$3,575.89	0	2028	2028	4	8106639	33855	\$3,575.89	\$21.46	\$100.12	\$3,697.47	Infrastructure: Other Structures	1
OTHER STRUCTURES\OTHER STRUCTURES\OTHER INFRASTRUC	Trough 05 - Bay 405	\$3,575.89	0	2028	2028	4	8106640	33856	\$3,575.89	\$21.46	\$100.12	\$3,697.47	Infrastructure: Other Structures	1
OTHER STRUCTURES\OTHER STRUCTURES\OTHER INFRASTRUC	Trough 06 - Bay 247	\$3,575.89	0	2028	2028	4	8106641	33857	\$3,575.89	\$21.46	\$100.12	\$3,697.47	Infrastructure: Other Structures	1
OTHER STRUCTURES\OTHER STRUCTURES\OTHER INFRASTRUC	Trough 07 - Bay 248	\$3,575.89	0	2028	2028	4	8106642	33858	\$3,575.89	\$21.46	\$100.12	\$3,697.47	Infrastructure: Other Structures	1
OTHER STRUCTURES\OTHER STRUCTURES\OTHER INFRASTRUC	Trough 08 - Bay 501	\$3,575.89	0	2028	2028	4	8106643	33859	\$3,575.89	\$21.46	\$100.12	\$3,697.47	Infrastructure: Other Structures	1
OTHER STRUCTURES\OTHER STRUCTURES\OTHER INFRASTRUC	Trough 09 - Bay 503	\$3,575.89	0	2028	2028	4	8106644	33860	\$3,575.89	\$21.46	\$100.12	\$3,697.47	Infrastructure: Other Structures	1
OTHER STRUCTURES\OTHER STRUCTURES\OTHER INFRASTRUC	Trough 10 - Bay 505	\$3,575.89	0	2028	2028	4	8106645	33861	\$3,575.89	\$21.46	\$100.12	\$3,697.47	Infrastructure: Other Structures	1
OTHER STRUCTURES\OTHER STRUCTURES\OTHER INFRASTRUC	Trough 11 - Bay 507	\$3,677.19	0	2028	2028	4	8106646	33862	\$3,677.19	\$22.06	\$102.96	\$3,802.21	Infrastructure: Other Structures	1
OTHER STRUCTURES\OTHER STRUCTURES\OTHER INFRASTRUC	Trough 12 - Bay 201	\$3,677.19	0	2028	2028	4	8106647	33863	\$3,677.19	\$22.06	\$102.96	\$3,802.21	Infrastructure: Other Structures	1
OTHER STRUCTURES\OTHER STRUCTURES\OTHER INFRASTRUC	Trough 13 - Bay 202	\$3,575.89	0	2028	2028	4	8106648	33864	\$3,575.89	\$21.46	\$100.12	\$3,697.47	Infrastructure: Other Structures	1
OTHER STRUCTURES\OTHER STRUCTURES\OTHER INFRASTRUC	Trough 14 - Bay 203	\$3,575.89	0	2028	2028	4	8106649	33865	\$3,575.89	\$21.46	\$100.12	\$3,697.47	Infrastructure: Other Structures	1
OTHER STRUCTURES\OTHER STRUCTURES\OTHER INFRASTRUC	Trough 15 - Bay 204	\$3,575.89	0	2028	2028	4	8106650	33866	\$3,575.89	\$21.46	\$100.12	\$3,697.47	Infrastructure: Other Structures	1
OTHER STRUCTURES\OTHER STRUCTURES\OTHER INFRASTRUC	Trough 16 - Bay 210	\$3,575.89	0	2028	2028	4	8106651	33867	\$3,575.89	\$21.46	\$100.12	\$3,697.47	Infrastructure: Other Structures	1
OTHER STRUCTURES\OTHER STRUCTURES\OTHER INFRASTRUC	Trough 17 - Bay 208	\$3,575.89	0	2028	2028	4	8106652	33868	\$3,575.89	\$21.46	\$100.12	\$3,697.47	Infrastructure: Other Structures	1
OTHER STRUCTURES\OTHER STRUCTURES\OTHER INFRASTRUC	Trough 18 - Bay 206	\$3,575.89	0	2028	2028	4	8106653	33869	\$3,575.89	\$21.46	\$100.12	\$3,697.47	Infrastructure: Other Structures	1
OTHER STRUCTURES\OTHER STRUCTURES\OTHER INFRASTRUC	Trough 19 - Bay 425	\$3,575.89	0	2028	2028	4	8106654	33870	\$3,575.89	\$21.46	\$100.12	\$3,697.47	Infrastructure: Other Structures	1
OTHER STRUCTURES\OTHER STRUCTURES\OTHER INFRASTRUC	Trough 20 - Bay 426	\$3,575.89	0	2028	2028	4	8106655	33871	\$3,575.89	\$21.46	\$100.12	\$3,697.47	Infrastructure: Other Structures	1
OTHER STRUCTURES\OTHER STRUCTURES\FURNITURE	Flagpole 01	\$1,757.55	0	2028	2028	4	8106662	33878	\$1,757.55	\$10.55	\$49.21	\$1,817.31	Infrastructure: Other Structures	1
OTHER STRUCTURES\OTHER STRUCTURES\OTHER INFRASTRUC	Hose Pole	\$6,584.50	0	2028	2028	4	8106665	33881	\$6,584.50	\$39.51	\$184.37	\$6,808.37	Infrastructure: Other Structures	1
OTHER STRUCTURES\OTHER STRUCTURES\OTHER INFRASTRUC	Hose Pole	\$6,584.50	0	2028	2028	4	8106666	33882	\$6,584.50	\$39.51	\$184.37	\$6,808.37	Infrastructure: Other Structures	1
OTHER STRUCTURES\OTHER STRUCTURES\FURNITURE	Sign 01	\$151.95	0	2028	2028	4	8106669	33885	\$151.95	\$0.91	\$4.25	\$157.12	Infrastructure: Other Structures	1
OTHER STRUCTURES\OTHER STRUCTURES\FURNITURE	Sign 01	\$151.95	0	2028	2028	4	8106670	33886	\$151.95	\$0.91	\$4.25	\$157.12	Infrastructure: Other Structures	1
OTHER STRUCTURES\OTHER STRUCTURES\FURNITURE	Sign 01 - Fire Danger	\$1,519.50	0	2028	2028	4	8106672	33888	\$1,519.50	\$9.12	\$42.55	\$1,571.16	Infrastructure: Other Structures	1
OTHER STRUCTURES\OTHER STRUCTURES\FURNITURE	Sign 01 - Petrol	\$151.95	0	2028	2028	4	8106673	33889	\$151.95	\$0.91	\$4.25	\$157.12	Infrastructure: Other Structures	1
OTHER STRUCTURES\OTHER STRUCTURES\FURNITURE	Sign 02	\$303.90	0	2028	2028	4	8106674	33890	\$303.90	\$1.82	\$8.51	\$314.23	Infrastructure: Other Structures	1
OTHER STRUCTURES\OTHER STRUCTURES\FURNITURE	Sign 02 - Fire Danger	\$1,519.50	0	2028	2028	4	8106675	33891	\$1,519.50	\$9.12	\$42.55	\$1,571.16	Infrastructure: Other Structures	1
OTHER STRUCTURES\OTHER STRUCTURES\FURNITURE	Sign 02 - Flammable	\$151.95	0	2028	2028	4	8106676	33892	\$151.95	\$0.91	\$4.25	\$157.12	Infrastructure: Other Structures	1

Model Category	Asset Name	Renewal Cost	Risk	Expiry Year	Funded Year	Condition	JRAKM S ID	Client ID	Renewal Need	Maintenance Need	Operations Need	Total Need	Treatment	Dimension 1
OTHER STRUCTURES\OTHER STRUCTURES\FURNITURE	Sign 04 - RFS Logo	\$151.95	0	2028	2028	4	8106677	33893	\$151.95	\$0.91	\$4.25	\$157.12	Infrastructure: Other Structures	1
OTHER STRUCTURES\OTHER STRUCTURES\FURNITURE	Sign 01 - SES Office	\$151.95	0	2028	2028	4	8106680	33896	\$151.95	\$0.91	\$4.25	\$157.12	Infrastructure: Other Structures	1
OTHER STRUCTURES\OTHER STRUCTURES\FURNITURE	Sign 02 - Old Shed	\$506.50	0	2028	2028	4	8106682	33898	\$506.50	\$3.04	\$14.18	\$523.72	Infrastructure: Other Structures	1
OTHER STRUCTURES\OTHER STRUCTURES\FURNITURE	Sign 02 - SES Main	\$151.95	0	2028	2028	4	8106683	33899	\$151.95	\$0.91	\$4.25	\$157.12	Infrastructure: Other Structures	1
OTHER STRUCTURES\OTHER STRUCTURES\FURNITURE	Sign 03 - No Entry	\$151.95	0	2028	2028	4	8106684	33900	\$151.95	\$0.91	\$4.25	\$157.12	Infrastructure: Other Structures	1
OTHER STRUCTURES\OTHER STRUCTURES\FURNITURE	Flagpole 01	\$1,757.55	0	2028	2028	4	8106704	33921	\$1,757.55	\$10.55	\$49.21	\$1,817.31	Infrastructure: Other Structures	1
OTHER STRUCTURES\OTHER STRUCTURES\LIGHTING	Light 01	\$3,039.00	0	2028	2028	4	8106709	33926	\$3,039.00	\$18.23	\$85.09	\$3,142.33	Infrastructure: Other Structures	1
OTHER STRUCTURES\OTHER STRUCTURES\LIGHTING	Light 02	\$3,039.00	0	2028	2028	4	8106711	33928	\$3,039.00	\$18.23	\$85.09	\$3,142.33	Infrastructure: Other Structures	1
OTHER STRUCTURES\OTHER STRUCTURES\FURNITURE	Sign 01 - History	\$506.50	0	2028	2028	4	8106721	33941	\$506.50	\$3.04	\$14.18	\$523.72	Infrastructure: Other Structures	1
OTHER STRUCTURES\OTHER STRUCTURES\FURNITURE	Sign 01 - Main	\$222.86	0	2028	2028	4	8106722	33942	\$222.86	\$1.34	\$6.24	\$230.44	Infrastructure: Other Structures	1
OTHER STRUCTURES\OTHER STRUCTURES\FURNITURE	Sign 02 - Visitors	\$222.86	0	2028	2028	4	8106725	33945	\$222.86	\$1.34	\$6.24	\$230.44	Infrastructure: Other Structures	1
OTHER STRUCTURES\OTHER STRUCTURES\FURNITURE	Sign 03 - Hawkers	\$222.86	0	2028	2028	4	8106726	33946	\$222.86	\$1.34	\$6.24	\$230.44	Infrastructure: Other Structures	1
OTHER STRUCTURES\OTHER STRUCTURES\FURNITURE	Sign 04 - IN	\$222.86	0	2028	2028	4	8106727	33948	\$222.86	\$1.34	\$6.24	\$230.44	Infrastructure: Other Structures	1
OTHER STRUCTURES\OTHER STRUCTURES\FURNITURE	Sign 05 - Workshop	\$222.86	0	2028	2028	4	8106728	33949	\$222.86	\$1.34	\$6.24	\$230.44	Infrastructure: Other Structures	1
OTHER STRUCTURES\OTHER STRUCTURES\FURNITURE	Sign 06 - Store	\$222.86	0	2028	2028	4	8106729	33950	\$222.86	\$1.34	\$6.24	\$230.44	Infrastructure: Other Structures	1
OTHER STRUCTURES\OTHER STRUCTURES\FURNITURE	Sign 07 - Visitor Carpark	\$222.86	0	2028	2028	4	8106730	33951	\$222.86	\$1.34	\$6.24	\$230.44	Infrastructure: Other Structures	1
OTHER STRUCTURES\OTHER STRUCTURES\FURNITURE	Sign 08 - Visitors Report	\$222.86	0	2028	2028	4	8106731	33952	\$222.86	\$1.34	\$6.24	\$230.44	Infrastructure: Other Structures	1
OTHER STRUCTURES\OTHER STRUCTURES\FURNITURE	Flagpole 01	\$1,757.55	0	2028	2028	4	8106745	33967	\$1,757.55	\$10.55	\$49.21	\$1,817.31	Infrastructure: Other Structures	1
OTHER STRUCTURES\OTHER STRUCTURES\FURNITURE	Flagpole 01	\$1,757.55	0	2028	2028	4	8106746	33968	\$1,757.55	\$10.55	\$49.21	\$1,817.31	Infrastructure: Other Structures	1
OTHER STRUCTURES\OTHER STRUCTURES\FURNITURE	Sign	\$151.95	0	2028	2028	4	8106755	33977	\$151.95	\$0.91	\$4.25	\$157.12	Infrastructure: Other Structures	1
OTHER STRUCTURES\OTHER STRUCTURES\FURNITURE	Sign 01 - Opening	\$151.95	0	2028	2028	4	8106757	33979	\$151.95	\$0.91	\$4.25	\$157.12	Infrastructure: Other Structures	1
OTHER STRUCTURES\OTHER STRUCTURES\FURNITURE	Sign 01 - In Case Emergency	\$222.86	0	2028	2028	4	8106825	34054	\$222.86	\$1.34	\$6.24	\$230.44	Infrastructure: Other Structures	1
OTHER STRUCTURES\OTHER STRUCTURES\FURNITURE	Sign 02 - Parking On Site	\$222.86	0	2028	2028	4	8106826	34055	\$222.86	\$1.34	\$6.24	\$230.44	Infrastructure: Other Structures	1
OTHER STRUCTURES\OTHER STRUCTURES\FURNITURE	Sign 03 - All Enquiries	\$222.86	0	2028	2028	4	8106827	34056	\$222.86	\$1.34	\$6.24	\$230.44	Infrastructure: Other Structures	1
OTHER STRUCTURES\OTHER STRUCTURES\FURNITURE	Sign 04 - Disable Parking Sign	\$222.86	0	2028	2028	4	8106828	34057	\$222.86	\$1.34	\$6.24	\$230.44	Infrastructure: Other Structures	1
OTHER STRUCTURES\OTHER STRUCTURES\FURNITURE	Sign 05 - Disable Parking Sign	\$222.86	0	2028	2028	4	8106829	34058	\$222.86	\$1.34	\$6.24	\$230.44	Infrastructure: Other Structures	1
BUILDINGS\FURNITURE & FITTINGS\FURNITURE	20 Emporium DB Bedspreads	\$3,000.00	0	2028	2028	4	8118278	48036	\$3,000.00	\$18.00	\$84.00	\$3,102.00	Furniture & Fittings	1
BUILDINGS\FURNITURE & FITTINGS\FURNITURE	TV Points to 8 units	\$1,045.27	0	2028	2028	4	8118283	48041	\$1,045.27	\$6.27	\$29.27	\$1,080.81	Furniture & Fittings	1
BUILDINGS\FURNITURE & FITTINGS\FURNITURE	Toshiba Airconditioner Employee Services	\$1,568.18	0	2028	2028	4	8118284	48042	\$1,568.18	\$9.41	\$43.91	\$1,621.50	Furniture & Fittings	1
BUILDINGS\FURNITURE & FITTINGS\FURNITURE	JHP 21 Double Mattresses	\$6,722.00	0	2028	2028	4	8118285	48043	\$6,722.00	\$40.33	\$188.22	\$6,950.55	Furniture & Fittings	1

Model Category	Asset Name	Renewal Cost	Risk	Expiry Year	Funded Year	Condition	JRAKM S ID	Client ID	Renewal Need	Maintenance Need	Operations Need	Total Need	Treatment	Dimension 1
OTHER STRUCTURES\OTHER STRUCTURES\FIXTURES & FITTINGS	Berridale Public Privies Privacy Screen	\$2,790.00	0	2028	2028	4	811886 2	4862 6	\$2,790.00	\$16.74	\$78.12	\$2,884.86	Infrastructure: Other Structures	1
OTHER STRUCTURES\OTHER ASSETS\TIP ASSETS	Jindabyne Waste Depot Upgrade	\$46,000.00	0	2028	2028	4	811894 0	4870 4	\$46,000.00	\$276.00	\$1,288.00	\$47,564.00	Infrastructure: Other Structures	1
BUILDINGS\OFFICE EQUIPMENT\OFFICE EQUIPMENT	JHP Website design & set up	\$4,016.36	0	2028	2028	4	811835 0	4810 8	\$4,016.36	\$24.10	\$112.46	\$4,152.92	Office Equipment	1
BUILDINGS\OFFICE EQUIPMENT\OFFICE EQUIPMENT	Reflect Software	\$11,250.00	0	2028	2028	4	811834 7	4810 5	\$11,250.00	\$67.50	\$315.00	\$11,632.50	Office Equipment	1
BUILDINGS\OFFICE EQUIPMENT\OFFICE EQUIPMENT	Wireless Hotspot JHP	\$5,000.00	0	2028	2028	4	811835 1	4810 9	\$5,000.00	\$30.00	\$140.00	\$5,170.00	Office Equipment	1
OTHER STRUCTURES\OTHER STRUCTURES\BUILDING	RFS Shed Adaminaby	\$109,000.00	0	2028	2028	4	811888 3	4864 7	\$109,000.00	\$654.00	\$3,052.00	\$112,706.00	Infrastructure: Other Structures	1
BUILDINGS\FURNITURE & FITTINGS\FIXTURES & FITTINGS	Dishwasher Hostel	\$3,976.70	0	2028	2028	4	811827 2	4803 0	\$3,976.70	\$23.86	\$111.35	\$4,111.91	Furniture & Fittings	1
BUILDINGS\FURNITURE & FITTINGS\FURNITURE	Screens - Acoustic	\$1,952.00	0	2028	2028	3	811822 7	4798 5	\$1,952.00	\$11.71	\$54.66	\$2,018.37	Furniture & Fittings	1
BUILDINGS\FURNITURE & FITTINGS\FURNITURE	Furniture Package 1/5 Kunarma Close	\$2,265.40	0	2028	2028	3	811827 4	4803 2	\$2,265.40	\$13.59	\$63.43	\$2,342.42	Furniture & Fittings	1
BUILDINGS\FURNITURE & FITTINGS\FIXTURES & FITTINGS	Oven Jindabyne Oval	\$2,100.00	0	2028	2028	3	811827 7	4803 5	\$2,100.00	\$12.60	\$58.80	\$2,171.40	Furniture & Fittings	1
BUILDINGS\FURNITURE & FITTINGS\FIXTURES & FITTINGS	Carrier Xpower Gold Hi-wall Heater	\$9,854.55	0	2028	2028	3	811827 9	4803 7	\$9,854.55	\$59.13	\$275.93	\$10,189.60	Furniture & Fittings	1
BUILDINGS\FURNITURE & FITTINGS\FIXTURES & FITTINGS	21 Bosch Hot Water Heaters	\$49,635.00	0	2028	2028	3	811828 2	4804 0	\$49,635.00	\$297.81	\$1,389.78	\$51,322.59	Furniture & Fittings	1
BUILDINGS\FURNITURE & FITTINGS\FIXTURES & FITTINGS	Jindabyne Hall Folding Doors	\$2,072.00	0	2028	2028	3	811829 4	4805 2	\$2,072.00	\$12.43	\$58.02	\$2,142.45	Furniture & Fittings	1
BUILDINGS\FURNITURE & FITTINGS\FIXTURES & FITTINGS	Blinds Curtains Cabins 22,23,24,25	\$5,936.36	0	2028	2028	3	811829 6	4805 4	\$5,936.36	\$35.62	\$166.22	\$6,138.20	Furniture & Fittings	1
BUILDINGS\OFFICE EQUIPMENT\OFFICE EQUIPMENT	RAM for Server 4GB + 2x2GB	\$2,115.62	0	2028	2028	3	811839 8	4815 6	\$2,115.62	\$12.69	\$59.24	\$2,187.55	Office Equipment	1
BUILDINGS\OFFICE EQUIPMENT\OFFICE EQUIPMENT	MacBook Air & iPad	\$1,606.32	0	2028	2028	3	811834 1	4809 9	\$1,606.32	\$9.64	\$44.98	\$1,660.93	Office Equipment	1
BUILDINGS\OFFICE EQUIPMENT\OFFICE EQUIPMENT	R61 Computer Laptop Thinkpad 3GB (Respite)	\$1,745.26	0	2028	2028	3	811838 2	4814 0	\$1,745.26	\$10.47	\$48.87	\$1,804.60	Office Equipment	1
LAND\COMMUNITY LAND\COMMUNITY LAND	Berridale Aged Hostel - Managers Carport	\$3,501.86	0	2028	2028	3	811886 5	4862 9	\$3,501.86	\$175.09	\$991.03	\$4,667.98	Community Land	1
OTHER STRUCTURES\OTHER STRUCTURES\FIXTURES & FITTINGS	Berridale Aged Hostel - Concrete Path & Seating	\$2,115.65	0	2028	2028	3	811886 8	4863 2	\$2,115.65	\$12.69	\$59.24	\$2,187.58	Infrastructure: Other Structures	1
OTHER STRUCTURES\OTHER STRUCTURES\BUILDING	RFS Shed Rocky Plains	\$61,000.00	0	2028	2028	3	811887 9	4864 3	\$61,000.00	\$366.00	\$1,708.00	\$63,074.00	Infrastructure: Other Structures	1
OTHER STRUCTURES\OTHER STRUCTURES\FIXTURES & FITTINGS	RFS Shed Frampton Electricity connection	\$9,326.35	0	2028	2028	3	811888 0	4864 4	\$9,326.35	\$55.96	\$261.14	\$9,643.45	Infrastructure: Other Structures	1
OTHER STRUCTURES\OTHER STRUCTURES\BUILDING	Adaminaby Works Depot - 2 Bay Garage Permissive Occupancy	\$5,760.00	0	2028	2028	3	811888 5	4864 9	\$5,760.00	\$34.56	\$161.28	\$5,955.84	Infrastructure: Other Structures	1
OTHER STRUCTURES\OTHER STRUCTURES\BUILDING	Toilet Block - Anglers Reach Brick - Tile Roof Concrete Slab	\$66,000.00	0	2028	2028	3	811892 1	4868 5	\$66,000.00	\$396.00	\$1,848.00	\$68,244.00	Infrastructure: Other Structures	1
OTHER STRUCTURES\OTHER STRUCTURES\BUILDING	Toilet Block - Dalgety Showground Blockwork - Iron Roof	\$56,000.00	0	2028	2028	3	811892 7	4869 1	\$56,000.00	\$336.00	\$1,568.00	\$57,904.00	Infrastructure: Other Structures	1
OTHER STRUCTURES\OTHER ASSETS\TIP ASSETS	Surveillance Equipment	\$5,399.77	0	2028	2028	3	811893 6	4870 0	\$5,399.77	\$32.40	\$151.19	\$5,583.36	Infrastructure: Other Structures	1
OTHER STRUCTURES\OTHER STRUCTURES\BUILDING	Toilet Block - Adaminaby Trout Public Res Toilet Block - Adaminaby	\$92,000.00	0	2028	2028	1	811882 2	4858 6	\$92,000.00	\$552.00	\$2,576.00	\$95,128.00	Infrastructure: Other Structures	1
OTHER STRUCTURES\OTHER STRUCTURES\BUILDING	Toilet Block - Adj. Jindabyne Hall Full Brick - Concrete Roof	\$195,000.00	0	2028	2028	1	811882 6	4859 0	\$195,000.00	\$1,170.00	\$5,460.00	\$201,630.00	Infrastructure: Other Structures	1
BUILDINGS\BUILDINGS SPECIALISED\BUILDING ROOF	JHP - Cabin Reroofing (X15) Colourbond	\$0.01	0	2028	2028	1	811794 0	4769 7	\$0.01	\$0.00	\$0.00	\$0.01	Buildings Specialised	1
BUILDINGS\BUILDINGS SPECIALISED\BUILDING COMPLETE	RFS Shed Berridale	\$143,000.00	0	2028	2028	1	811798 9	4774 6	\$143,000.00	\$858.00	\$4,004.00	\$147,862.00	Buildings Specialised	1
BUILDINGS\FURNITURE & FITTINGS\ARTWORKS	Aerial Photographs of Each Town in Shire	\$2,058.00	0	2028	2028	1	811822 9	4798 7	\$2,058.00	\$12.35	\$57.62	\$2,127.97	Furniture & Fittings	1



Model Category	Asset Name	Renewal Cost	Risk	Expiry Year	Funded Year	Condition	JRAKMS ID	Client ID	Renewal Need	Maintenance Need	Operations Need	Total Need	Treatment	Dimension 1
BUILDINGS\FURNITURE & FITTINGS\OFFICE EQUIPMENT	Microfilm Aperture Cards - DP&S Plans	\$5,787.20	0	2028	2028	1	8118233	47991	\$5,787.20	\$34.72	\$162.04	\$5,983.96	Furniture & Fittings	1
BUILDINGS\OFFICE EQUIPMENT\OFFICE EQUIPMENT	Orana Aged Care Software	\$5,490.91	0	2028	2028	1	8118348	48106	\$5,490.91	\$32.95	\$153.75	\$5,677.60	Office Equipment	1
BUILDINGS\OFFICE EQUIPMENT\OFFICE EQUIPMENT	Desktop Computer, Printer & Win 7 - Neighbourhood Ctr	\$1,931.83	0	2028	2028	1	8118354	48112	\$1,931.83	\$11.59	\$54.09	\$1,997.51	Office Equipment	1
BUILDINGS\OFFICE EQUIPMENT\OFFICE EQUIPMENT	Dell R720 Server - Snowy River Health Centre	\$14,450.00	0	2028	2028	1	8118357	48115	\$14,450.00	\$86.70	\$404.60	\$14,941.30	Office Equipment	1
BUILDINGS\OFFICE EQUIPMENT\OFFICE EQUIPMENT	Electronic Whiteboard Panasonic KXB735	\$3,264.51	0	2028	2028	1	8118394	48152	\$3,264.51	\$19.59	\$91.41	\$3,375.50	Office Equipment	1
OTHER STRUCTURES\OTHER STRUCTURES\BUILDING	Toilet Block - Dalgety Double Brick - Colourbond Roof	\$52,000.00	0	2028	2028	1	8118824	48588	\$52,000.00	\$312.00	\$1,456.00	\$53,768.00	Infrastructure: Other Structures	1
OTHER STRUCTURES\OTHER STRUCTURES\BUILDING	Toilet Block - Lions Park Jindabyne Brick - Tile Roof - Concrete F	\$59,278.00	0	2028	2028	1	8118825	48589	\$59,278.00	\$355.67	\$1,659.78	\$61,293.45	Infrastructure: Other Structures	1
OTHER STRUCTURES\OTHER STRUCTURES\FIXTURES & FITTI	Snowy River Hostel - Rear Fence 50% with F Pascoe - Colourbond	\$1,885.85	0	2028	2028	1	8118870	48634	\$1,885.85	\$11.32	\$52.80	\$1,949.97	Infrastructure: Other Structures	1
<b>Total 2028</b>		<b>\$2,671,973.41</b>							<b>\$2,671,973.41</b>	<b>\$16,185.92</b>	<b>\$75,708.23</b>	<b>\$2,763,867.56</b>		

### Appendix C Budgeted Expenditures Accommodated in LTFP

SNOWY-MONARO REGIONAL COUNCIL - BUILDINGS										
CAPITAL RENEWAL BUDGET - 10 YEAR PROJECTION (\$000)										
Updated Estimation (Total)	FY 2017/2018	FY 2018/2019	FY 2019/2020	FY 2020/2021	FY 2021/2022	FY 2022/2023	FY 2023/2024	FY 2024/2025	FY 2025/2026	FY 2026/2027
<b>TOTAL CAPITAL RENEWAL BUDGET</b>	\$1,349,000.00	\$1,349,000.00	\$1,349,000.00	\$1,349,000.00	\$1,349,000.00	\$1,349,000.00	\$1,349,000.00	\$1,349,000.00	\$1,349,000.00	\$1,349,000.00
<b>NEW/ UPGRADE</b>	\$949,000.00	\$949,000.00	\$949,000.00	\$949,000.00	\$949,000.00	\$949,000.00	\$949,000.00	\$949,000.00	\$949,000.00	\$949,000.00
<b>RENEWAL</b>	\$400,000.00	\$400,000.00	\$400,000.00	\$400,000.00	\$400,000.00	\$400,000.00	\$400,000.00	\$400,000.00	\$400,000.00	\$400,000.00

<b>Operations (Including Overheads)</b>	\$3,119,000.00	\$3,119,000.00	\$3,119,000.00	\$3,119,000.00	\$3,119,000.00	\$3,119,000.00	\$3,119,000.00	\$3,119,000.00	\$3,119,000.00	\$3,119,000.00
<b>Maintenance</b>	\$726,000.00	\$726,000.00	\$726,000.00	\$726,000.00	\$726,000.00	\$726,000.00	\$726,000.00	\$726,000.00	\$726,000.00	\$726,000.00

<b>Total Budget</b>	\$5,194,000.00	\$5,194,000.00	\$5,194,000.00	\$5,194,000.00	\$5,194,000.00	\$5,194,000.00	\$5,194,000.00	\$5,194,000.00	\$5,194,000.00	\$5,194,000.00
---------------------	----------------	----------------	----------------	----------------	----------------	----------------	----------------	----------------	----------------	----------------

<b>Total Budget (Excluding Upgrade/New)</b>	\$4,245,000.00	\$4,245,000.00	\$4,245,000.00	\$4,245,000.00	\$4,245,000.00	\$4,245,000.00	\$4,245,000.00	\$4,245,000.00	\$4,245,000.00	\$4,245,000.00
---	----------------	----------------	----------------	----------------	----------------	----------------	----------------	----------------	----------------	----------------

<b>Total CRC</b>	\$112,582,770.41
------------------	------------------

<b>Operations</b>	\$3,119,000	2.8%
<b>Maintenance</b>	\$726,000	0.6%

### Capital Renewal Budget - 10 Yr Projection

