

# **Snowy-Monaro Regional Council**





## **Plant & Fleet**

### **Asset Management Plan (Concise)**



Version 2

March 2018

Document Control		<div><b>IPWEA</b> <small>INSTITUTE OF PUBLIC WORKS ENGINEERING AUSTRALASIA</small></div> <div><b>JRA</b></div> <div><b>Asset Management Plan</b></div>			
Document ID : Smrc_2017 Plant_Nams.Plus Amp_Concise_V2 20180326					
Rev No	Date	Revision Details	Author	Reviewer	Approver
1.00	15/01/2018	Version 1 – Draft for Comment	CL (T1)	SMRC	
2.00	26/03/2018	Version 2 – Updated as per Organisation comments	CL (T1)		

### NAMS.PLUS Asset Management Plan Templates

NAMS.Plus offers two Asset Management Plan templates – ‘Concise’ and ‘Comprehensive’.

The Concise template is appropriate for those entities who wish to present their data and information clearly and in as few words as possible whilst complying with the ISO 55000 Standards approach and guidance contained in the International Infrastructure Management Manual.

The Comprehensive template is appropriate for those entities who wish to present their asset management plan and information in a more detailed manner.

**The entity can choose either template to write/update their plan regardless of their level of asset management maturity and in some cases may even choose to use only the Executive Summary.**

**The illustrated content is suggested only and users should feel free to omit content as preferred (e.g. where info not currently available).**

**The concise Asset Management Plan may be used as a supporting document to inform an overarching Strategic Asset Management Plan.**

This is the **Concise** Asset Management Plan template.

© Copyright 2017 – All rights reserved.  
The Institute of Public Works Engineering Australasia.  
[www.ipwea.org/namsplus](http://www.ipwea.org/namsplus)

## TABLE OF CONTENTS

1	EXECUTIVE SUMMARY.....	1
	1.1 The Purpose of the Plan.....	1
	1.2 Asset Description.....	1
	1.3 Levels of Service .....	1
	1.4 Future Demand .....	1
	1.5 Lifecycle Management Plan .....	1
	1.6 Financial Summary .....	2
	1.7 Asset Management Practices .....	2
	1.8 Monitoring and Improvement Program.....	2
2.	INTRODUCTION.....	2
	2.1 Background.....	2
	2.2 Goals and Objectives of Asset Ownership .....	2
	2.3 Core and Advanced Asset Management.....	2
3.	LEVELS OF SERVICE .....	3
	3.1 Customer Research and Expectations .....	3
	3.2 Strategic and Corporate Goals .....	3
	3.3 Legislative Requirements.....	5
	3.4 Customer Levels of Service .....	7
	3.5 Technical Levels of Service.....	9
4.	FUTURE DEMAND.....	10
	4.1 Demand Drivers .....	10
	4.2 Demand Forecasts.....	10
	4.3 Demand Impact on Assets .....	10
	4.4 Demand Management Plan .....	12
	4.5 Asset Programs to meet Demand .....	12
5.	LIFECYCLE MANAGEMENT PLAN .....	13
	5.1 Background Data.....	13
	5.2 Operations and Maintenance Plan.....	16
	5.3 Renewal/Replacement Plan.....	17
	5.4 Creation/Acquisition/Upgrade Plan .....	19
	5.5 Disposal Plan .....	22
6.	RISK MANAGEMENT PLAN.....	22
	6.1 Critical Assets .....	22
	6.2 Risk Assessment .....	22
7.	FINANCIAL SUMMARY .....	24
	7.1 Financial Statements and Projections .....	24
	7.2 Funding Strategy .....	27
	7.3 Valuation Forecasts.....	27
	7.4 Key Assumptions Made in Financial Forecasts.....	27
	7.5 Forecast Reliability and Confidence .....	27
8.	PLAN IMPROVEMENT AND MONITORING .....	28
	8.1 Status of Asset Management Practices .....	28
	8.2 Improvement Plan.....	28
	8.3 Monitoring and Review Procedures .....	29
	8.4 Performance Measures .....	29
9.	REFERENCES.....	29
10.	APPENDICES.....	30
	Appendix A Projected 10-year Deferred Capital Renewal and Replacement Works Program.....	31
	Appendix B Projected 10-year Capital Renewal and Replacement Works Program .....	42
	Appendix C Budgeted Expenditures Accommodated in LTFP .....	76

This page is intentionally left blank

# 1 EXECUTIVE SUMMARY

## 1.1 The Purpose of the Plan

Asset management planning is a comprehensive process to ensure delivery of services from infrastructure is provided in a financially sustainable manner.

This asset management plan details information about infrastructure assets including actions required to provide an agreed level of service in the most cost effective manner while outlining associated risks. The plan defines the services to be provided, how the services are provided and what funds are required to provide the services over a 20-year planning period.

This plan covers the infrastructure assets that provide General Plant & Fleet Assets.

## 1.2 Asset Description

These assets include:

The plant & fleet infrastructure network comprises:

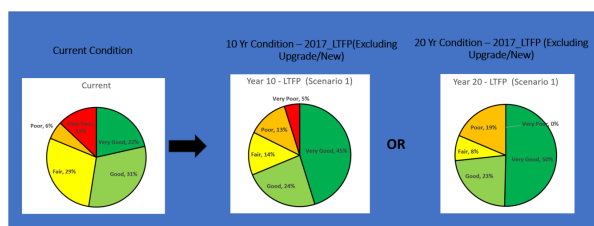
- Plant & Fleet Assets

These infrastructure assets have significant value estimated at \$25,139,582.

## 1.3 Levels of Service

Stakeholder expectations and the importance of sustaining services are typically high on the agenda for most of the people residing across the Council area.

The assets supporting these services are overall well maintained and operate at a high standard and are comparable to other areas the region.



### State of the Assets

Our present funding levels are sufficient to continue to provide existing services at current levels in the short-term. However, the 5, 10 to 20-year outlook suggest priorities should remain focused on ensuring operations, maintenance and renewal of existing assets remain funded at required and agreed levels.

The main service level priorities anticipated in the short to medium term are:

- Plant & fleet infrastructure is safe and well maintained.
- Plant & fleet infrastructure is 'ready for the future'.
- Plant & fleet infrastructure meets the capacity requirements.

The focus is to ensure the ongoing provision of safe and fit for purpose infrastructure, access to essential services, timely response to defects and failures ensuring well maintained assets.

Coupled with an appreciation of the risk profile by way of identifying critical assets, analysing failure modes and implement affordable control measures will ensure plant & fleet assets and services are fit for the future.

## 1.4 Future Demand

The main demands for new services are created by:

- efficiency
- renewal program

These will be managed through a combination of managing existing assets, upgrading of existing assets and providing new assets to meet demand and demand management. Demand management practices include non-asset solutions, insuring against risks and managing failures.

- Improving productivity of plant and fleet assets by reviewing specifications regularly with end users to ensure correct size matching and incorporation of the latest technology and operational systems.
- Investigating alternative renewal timeframes including the possibility of component rebuilds during ownership to extend the renewal period

## 1.5 Lifecycle Management Plan

### What does it Cost?

The projected outlays necessary to provide the services covered by this Asset Management Plan (AM Plan) includes operations, maintenance, renewal and upgrade of existing assets over the 10-year planning period is \$96,276,109 or \$9,627,611 on average per year.

## 1.6 Financial Summary

### What we will do

Estimated available funding for this period is \$84,988,190 or \$8,498,819 on average per year as per the long term financial plan or budget forecast. This is 88% of the cost to sustain the current level of service at the lowest lifecycle cost.

The infrastructure reality is that only what is funded in the long term financial plan can be provided. The emphasis of the Asset Management Plan is to communicate the consequences that this will have on the service provided and risks, so that decision making is "informed".

The allocated funding leaves a shortfall of \$1,128,792 on average per year of the projected expenditure required to provide services in the AM Plan compared with planned expenditure currently included in the Long Term Financial Plan. This is shown in the figure below.

#### Projected Operating and Capital Expenditure

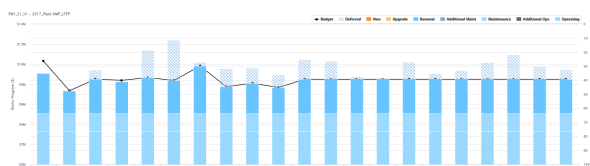


Figure Values are in current (real) dollars.

We plan to provide plant & fleet assets for the following:

- Operation, maintenance, renewal and upgrade of plant & fleet assets to meet service levels set by in annual budgets.
- Renewals & upgrades in line with the LTFP.

### What we cannot do

We currently do **not** allocate enough funding to sustain these services at the desired standard or to provide all new services being sought. Works and services that cannot be provided under present funding levels are:

- Provision of all the additional plant & fleet assets to support the services desired by the community.
- 

### Managing the Risks

Our present funding levels are sufficient to continue to manage risks in the medium term.

The main risk consequences are:

- Increase in purchase price for replacement assets
- Increase in maintenance and operating costs
- Items do not comply with regulations
- Plant and Equipment Reduced Safety

We will endeavour to manage these risks within available funding by:

- Prioritise renewals and explore purchase alternatives such as ex-hire. Regular monitoring of costs throughout asset life
- Regular inspections at scheduled services and vehicle roadworthy checks.
- Use online safety systems to keep up to date with regulations
- Start-up sheets, inductions, training etc. Training , tooling, review of useful lives

## 1.7 Asset Management Practices

Our systems to manage assets include:

- TechnologyOne
- Civica Authority

Assets requiring renewal/replacement are identified from one of three methods provided in the 'Expenditure Template'.

- Method 1 uses Asset Register data to project the renewal costs using acquisition year and useful life to determine the renewal year, or
- Method 2 uses capital renewal expenditure projections from external condition modelling systems (such as Pavement Management Systems), or
- Method 3 uses a combination of average network renewals plus defect repairs in the Renewal Plan and Defect Repair Plan worksheets on the 'Expenditure template'.

Method 1 was used for this asset management plan.

## 1.8 Monitoring and Improvement Program

The next steps resulting from this asset management plan to improve asset management practices are:

- Implement a continuous improvement strategy to assess and report on the condition, function and capacity of council controlled assets.
- Develop and confirm current and desired levels of service in consultation with the community to understand sustainable levels of service.

- Assess remaining life of our assets and align with up to date performance data and knowledge.
- Develop and adopt a prioritisation framework for renewal and upgrade/new projects.
- Assess plant & fleet infrastructure risks and report to the audit committee.
- Ensure the Asset Management Plan is updated on an annual basis incorporating an

annual review and update of service level performance, financial projections, and risk.

## 2. INTRODUCTION

### 2.1 Background

This asset management plan communicates the actions required for the responsive management of assets (and services provided from assets), compliance with regulatory requirements, and funding needed to provide the required levels of service over a 20-year planning period.

The asset management plan is to be read with the relevant Snowy-Monaro Regional Council strategic planning documents. This should include the Asset Management Policy and Asset Management Strategy where these have been developed along with other key planning documents:

- Snowy-Monaro Regional Council Annual Report 2016-17
- Snowy-Monaro Regional Council Financial Statements 2016-17
- Snowy-Monaro Regional Council Operational Plan 2018

The infrastructure assets covered by this asset management plan are shown in Table 2.1. These assets are used to provide plant & fleet services and related infrastructure to the local government area for Snowy-Monaro Regional Council.

**Table 2.1: Assets covered by this Plan**

Former LGA	Asset Category	Valuation Dimension (No. of Assets)	Replacement Value	Written Down Value	Annual Depreciation Value
Snowy-Monaro Regional Council	Plant & Fleet	460	\$25,139,582.00	\$13,409,547.94	\$3,618,298.37
<b>TOTAL</b>		460	<b>\$25,139,582.00</b>	<b>\$13,409,547.94</b>	<b>\$3,618,298.37</b>

### 2.2 Goals and Objectives of Asset Ownership

Our goal in managing infrastructure assets is to meet the defined level of service (as amended from time to time) in the most cost effective manner for present and future consumers. The key elements of infrastructure asset management are:

- Providing a defined level of service and monitoring performance,
- Managing the impact of growth through demand management and infrastructure investment,
- Taking a lifecycle approach to developing cost-effective management strategies for the long-term that meet the defined level of service,
- Identifying, assessing and appropriately controlling risks, and
- Linking to a long-term financial plan which identifies required, affordable expenditure and how it will be allocated.

Other references to the benefits, fundamentals principles and objectives of asset management are:

- International Infrastructure Management Manual 2015 <sup>1</sup>
- ISO 55000<sup>2</sup>

### 2.3 Core and Advanced Asset Management

This asset management plan is prepared as a 'core' asset management plan over a 20 year planning period in accordance with the International Infrastructure Management Manual<sup>3</sup>. Core asset management is a 'top down'

<sup>1</sup> Based on IPWEA 2015 IIMM, Sec 2.1.3, p 2 | 13

<sup>2</sup> ISO 55000 Overview, principles and terminology

<sup>3</sup> IPWEA, 2015, IIMM.



approach where analysis is applied at the system or network level. An 'advanced' asset management approach uses a 'bottom up' approach for gathering detailed asset information for individual assets.

### 3. LEVELS OF SERVICE

#### 3.1 Customer Research and Expectations

At the time of preparation of the Asset Management Plan council has not conducted any formal process of customer research relating to the provision of plant & fleet services. This will be investigated for future updates of the asset management plan.

Previous organisations have had systems of logging customer requests and plant performance measures. The information obtained from these systems has facilitated prioritising capital renewals and maintenance plans and in developing the Business Plan for allocation of resources in the budget.

**Table 3.1: Community Satisfaction Survey Levels**

Performance Measure	Satisfaction Level				
	Very Satisfied	Fairly Satisfied	Satisfied	Somewhat satisfied	Not satisfied
To Be Developed					

#### 3.2 Strategic and Corporate Goals

This asset management plan is prepared under the direction of the Council vision, values, code of conduct, goals and objectives.

Our vision is:

***A Trusted Community Partner***

Our values that will achieve our vision are:

- ***Solutionary***
- ***Together***
- ***Accountable***
- ***Innovative***
- ***Caring***

Our code of conduct:

Snowy Monaro Regional Council has a commitment to providing all staff with a common understanding of the professional standards of behaviour required in our workplace and to the Community. Guidelines have been produced and must be read in conjunction with the Model Code of Conduct.

Council also endorses the Model Code of Conduct for Local Councils in NSW and the procedures and for the Administration of the Model Code of Conduct for Local Councils in NSW issued by Premier and Cabinet, Division of Local Government, March 2013.

Council Policy:

Following are related documents:

- The Model Code of Conduct for Local Councils in NSW, March 2013
- Procedures for the administration of the Model Code of Conduct for Local Councils in NSW, March 2013
- SMRC 001 - The Model Code of Conduct – Standards of Conduct for Council Officials - Summary

## Councils Local Government Charter

### Our Charter:

The roles and responsibilities of Snowy Monaro Regional Council are set out in the Local Government Act. Specifically, Council's Charter as defined as Section 8 of the Act is:

- To provide directly or on behalf of other levels of government, after due consultation, adequate, equitable and appropriate services and facilities for the community and to ensure that those services are managed efficiently and effectively;
- To exercise community leadership;
- To exercise its functions with due regard for the cultural and linguistic diversity of its community;
- To properly manage, develop, protect, restore, enhance and conserve the environment of the area for which it is responsible;
- To have regard to the long term and cumulative effects of its decisions;
- To bear in mind that it is the custodian and trustee of public assets and effectively account for and manage the assets for which it is responsible;
- To facilitate the involvement of Councillors, members of the public, users of facilities & services and Council staff in the development, improvement and co-ordination of Local Government;
- To raise funds for local purposes by the fair imposition of rates, charges and fees, by income earned from investments and, when appropriate, by borrowings and grants;
- To keep the local community and the State Government (and through it, the wider community) informed about its activities;
- To ensure that, in the exercise of its regulatory functions, it acts consistently and without bias, particularly where an activity of Council is affected; and
- To be a responsible employer.

Relevant goals and objectives and how these are addressed in this asset management plan are:

**Table 3.2: Goals and how these are addressed in this Plan**

Goal	Objective	How Goal and Objectives are addressed in AM Plan
<b>Community</b> – Our communities are welcoming, inclusive and safe; our lifestyle needs are actively considered and planned for; and opportunities exist to enhance our health and social wellbeing.	<ul style="list-style-type: none"> <li>• Providing a defined level of service and monitoring performance</li> <li>• Managing the impact of growth through demand management and infrastructure investment</li> <li>• Taking a lifecycle approach to developing cost-effective management strategies for the long-term that meet the defined level of service</li> </ul>	<ul style="list-style-type: none"> <li>• The Asset Management Plan in conjunction with Long Term Financial Plan and the Community Plan are the tools by which Council assesses the long term financial sustainability of council's infrastructure assets</li> <li>• Planning long term sustainable infrastructure is important to enable the appropriate resources to be identified and provided.</li> <li>• Infrastructure is provided to support services. Getting the correct infrastructure appropriate to the needs of the community is a primary goal of Asset Management Planning</li> <li>• Council has limited resources. The Asset Management Planning provides a way in which the community can be engaged in setting the priorities and allocation of these resources.</li> </ul>
<b>Economy</b> – We are a vibrant and prosperous community providing opportunities for growth and learning.	<ul style="list-style-type: none"> <li>• Identifying, assessing and appropriately controlling risks</li> <li>• Having a long-term financial plan which identifies required, affordable expenditure and how it will be financed</li> </ul>	
<b>Environment</b> – Our iconic natural environment and heritage is		

Goal	Objective	How Goal and Objectives are addressed in AM Plan
preserved and enhanced for future generations whilst balancing the needs for regional development and growth.		
<b>Leadership</b> - We have contemporary civic leadership and governance that fosters trust and efficiency.		

The council will exercise its duty of care to ensure public safety in accordance with the infrastructure risk management plan prepared in conjunction with this AM Plan. Management of infrastructure risks is covered in Section 6.

### 3.3 Legislative Requirements

There are many legislative requirements relating to the management of assets. These include:

**Table 3.3: Legislative Requirements**

Legislation	Requirement
Local Government Act 1993	<p>Sets out role, purpose, responsibilities and powers of local governments including the preparation of a long term financial plan supported by asset management plans for sustainable service delivery.</p> <p>Under S64 of the Act, in conjunction with the Water Management Act it facilitates the levying of developer charges.</p> <p>Amended in 2009 by the Local Government Amendment (Planning and Reporting) Act 2009, to incorporate the Integrated Planning &amp; Reporting framework</p>
Local Government Amendment (Planning and Reporting) Act 2009	Local Government Amendment (Planning and Reporting) Act 2009 includes the preparation of a long term financial plan supported by asset management plans for sustainable service delivery.
Disability Discriminations Act, 1992	The Federal Disability Discrimination Act 1992 (D.D.A.) provides protection for everyone in Australia against discrimination based on disability. It encourages everyone to be involved in implementing the Act and to share in the overall benefits to the community and the economy that flow from participation by the widest range of people. (a) to eliminate, as far as possible, discrimination against persons on the ground of disability in the areas of: (i) work, accommodation, education, access to premises, clubs and sport; and (ii) the provision of goods, facilities, services and land; and (iii) existing laws; and (iv) the administration of Commonwealth laws and programs; and (b) to ensure, as far as practicable, that persons with disabilities have the same rights to equality before the law as the rest of the community; and to promote recognition and acceptance within the community of the principle that persons with disabilities have the same fundamental rights as the rest of the community.
Work Health & Safety Act 2011	Sets out roles and responsibilities to secure the health, safety and welfare

Legislation	Requirement
	of persons at work and covering injury management, emphasising rehabilitation of workers particularly for return to work. Council is to provide a safe working environment and supply equipment to ensure safety.
Environmental Planning and Assessment Act 1979	An Act to institute a system of environmental planning and assessment for the State of New South Wales. Among other requirements the Act outlines the requirement for the preparation of Local Environmental Plans (LEP), Development Control Plans (DCP), Environmental Impact Assessments (EIA) and Environmental Impact Statements.
Plant Protection Act 1989	This act sets out requirements in respect to Flora Protection.
Environmental Protection Act 1994	This act sets out requirements in respect to environmental protection.
Threatened Species Conservation Act, 1995	An Act to conserve threatened species, populations and ecological communities of animals and plants. Under the terms of this Act Council is required to ensure the long-term survival of the species identified.
Rivers and Foreshores Improvements Act, 1948	An Act to provide for the carrying out of works for the removal of obstructions from and the improvement of rivers and foreshores and the prevention of erosion of lands by tidal and non-tidal waters.
Protection of the Environment Operations Act 1997	Council is required to exercise due diligence to avoid environmental impact and among others are required to develop operations emergency plans and due diligence plans to ensure that procedures are in place to prevent or minimise pollution.
National Parks and Wildlife Act (1974)	An Act relating to the establishment, preservation and management of national parks, historic sites and certain other areas and the protection of certain fauna, native plants and Aboriginal objects.
Native Vegetation Act 2003	This Act regulates the clearing of native vegetation on all land in NSW, except for excluded land listed in Schedule 1 of the Act. The Act outlines what landowners can and cannot do in clearing native vegetation.
Public Works Act 1912	Sets out the role of Council in the planning and construction of new assets.
Road Transport (General) Act 2005	Provides for the administration and enforcement of road transport legislation. It provides for the review of decisions made under road transport legislation. It makes provision for the use of vehicles on roads and road related areas and also with respect to written off and wrecked vehicles.
Road Transport (Safety and Traffic Management) Act 1999	Facilitates the adoption of nationally consistent road rules in NSW, the Australian Road Rules. It also makes provision for safety and traffic management on roads and road related areas including alcohol and other drug use, speeding and other dangerous driving, traffic control devices and vehicle safety accidents.
Roads Act 1993	Sets out rights of members of the public to pass along public roads, establishes procedures for opening and closing a public road, and provides for the classification of roads. It also provides for declaration of the RMS and other public authorities as roads authorities for both classified and unclassified roads, and confers certain functions (in particular, the function of carrying out roadwork) on the RMS and other roads authorities. Finally, it provides for distribution of functions conferred by this Act between the RMS and other roads authorities, and regulates the carrying out of various activities on public roads.
Local Government (Highways) Act 1982	An Act to consolidate with amendments certain enactments concerning the functions of the corporations of municipalities with respect to highways and certain other ways and places open to the public.

Legislation	Requirement
NSW Road Rules 2008	A provision of road rules that are based on the Australian Road Rules so as to ensure that the road rules applicable in this State are substantially uniform with road rules applicable elsewhere in Australia.
Valuation of Land Act 1916	This act sets out requirements in respect Land Valuation
Crown Lands Act, 1989	An Act to provide for the administration and management of Crown land in the Eastern and Central Division of the State of NSW Council has large holdings of Crown land under its care, control and management.
Heritage Act, 1977	An Act to conserve the environmental heritage of the State. Several properties are listed under the terms of the Act and attract a high level of maintenance cost, approval and monitoring.
Building Code of Australia	The goal of the BCA is to enable the achievement of nationally consistent, minimum necessary standards of relevant, health, safety (including structural safety and safety from fire), amenity and sustainability objectives efficiently.
Building Fire and Safety Regulation 1991	This Act sets out the regulations for things such as means of escape, Limitation of people in Plant and Fleet, Fire and evacuation plans and testing of special fire services and installations.
Electrical Safety Act 2002	This act sets out the installation, reporting and safe use with electricity.
Building Regulation 2003	This act sets out requirements in respect to Building Requirements.
Plumbing and Drainage Act 2002	This act sets out requirements in respect to Plumbing Requirements.
Rural Fires Act, 1997	An Act to establish the NSW Rural Fire Service and define its functions; to make provision for the prevention, mitigation and suppression of rural fires. Under the terms of this Act Council is required to mitigate any fire that emanate from bushland.
Dangerous Goods Safety Management Act 2001	This act sets out the safe use, storage and disposal of dangerous goods.
Fire and Rescue Service Act 1990	This act sets out requirements in respect to Emergency Services for Fire and Rescue.
Public Records Act 2002	This act sets out requirements in respect maintaining Public Records.
Surveillance Devices Act	This act sets out requirements in respect use of Surveillance Devices.
Civil Liability Act, 2002	An Act to make provision in relation to the recovery of damages for death or personal injury caused by the fault of a person
Companion Animals Act, 1998	An Act to provide for the identification and registration of companion animals and for the duties and responsibilities of their owners. Under the terms of the Act Council is required to provide and maintain at least one off leash area. It currently has eleven areas identified as off leash.
Rural Fires Act, 1997	An Act to establish the NSW Rural Fire Service and define its functions; to make provision for the prevention, mitigation and suppression of rural fires. Under the terms of this Act Council is required to mitigate any fire that emanate from bushland.

### 3.4 Customer Levels of Service

Service levels are defined service levels in two terms, customer levels of service and technical levels of service. These are supplemented by organisational measures.

**Customer Levels of Service** measure how the customer receives the service and whether value to the customer is provided.

Customer levels of service measures used in the asset management plan are:

**Quality** How good is the service ... *what is the condition or quality of the service?*

**Function** Is it suitable for its intended purpose .... *Is it the right service?*

**Capacity/Use** Is the service over or under used ... *do we need more or less of these assets?*

The current and expected customer service levels are detailed in Tables 3.4 and 3.5. Table 3.4 shows the expected levels of service based on resource levels in the current long-term financial plan.

**Organisational measures** are measures of fact related to the service delivery outcome e.g. number of occasions when service is not available, condition %'s of Very Poor, Poor/Average/Good, Very good.

These Organisational measures provide a balance in comparison to the customer perception that may be more subjective.

**Table 3.4: Customer Level of Service**

	Expectation	Performance Measure Used	Current Performance	Expected Position in 10 Years based on the current budget.
<b>Service Objective:</b> To maintain current service levels				
<b>Condition</b>	<b>Plant &amp; Fleet infrastructure is safe and well maintained.</b>	State of the Assets*: % good/very good % fair % poor/very poor	52% good/very good. 29% fair 18% poor/very poor.	69% good/very good. 14% fair 18% poor/very poor.
	<b>Confidence levels</b>		Medium	Low
<b>Function</b>	<b>Plant &amp; Fleet infrastructure is 'ready for the future'.</b>	State of the Assets*: % good/very good % fair % poor/very poor	Default Position As Condition 52% good/very good. 29% fair 18% poor/very poor.	Default Position As Condition 69% good/very good. 14% fair 18% poor/very poor.
	<b>Confidence levels</b>		Medium	Low
<b>Capacity</b>	<b>Plant &amp; Fleet infrastructure meets the capacity requirements.</b>	State of the Assets*: % good/very good % fair % poor/very poor	Default Position As Condition 52% good/very good. 29% fair 18% poor/very poor.	Default Position As Condition 69% good/very good. 14% fair 18% poor/very poor.
	<b>Confidence levels</b>		Medium	Low

\*State of the Assets measured as a proportion of gross asset value.

### 3.5 Technical Levels of Service

**Technical Levels of Service** - Supporting the customer service levels are operational or technical measures of performance. These technical measures relate to the allocation of resources to service activities to best achieve the desired customer outcomes and demonstrate effective performance.

Technical service measures are linked to the activities and annual budgets covering:

- Operations – the regular activities to provide services (e.g. opening hours, cleansing, mowing grass, energy, inspections, etc.
- Maintenance – the activities necessary to retain an asset as near as practicable to an appropriate service condition. Maintenance activities enable an asset to provide service for its planned life (e.g. road patching, unsealed road grading, building and structure repairs),
- Renewal – the activities that return the service capability of an asset up to that which it had originally (e.g. road resurfacing and pavement reconstruction, pipeline replacement and building component replacement),
- Upgrade/New – the activities to provide a higher level of service (e.g. widening a road, sealing an unsealed road, replacing a pipeline with a larger size) or a new service that did not exist previously (e.g. a new library).

Service and asset managers plan, implement and control technical service levels to influence the customer service levels.<sup>4</sup>

Table 3.5 shows the technical levels of service expected to be provided under this AM Plan. The 'Desired' position in the table documents the position being recommended in this AM Plan.

**Table 3.5: Technical Levels of Service**

<sup>4</sup> IPWEA, 2015, IIMM, p 2 | 28.

Service Attribute	Service Activity Objective	Activity Measure Process	Current Performance *	Desired for Optimum Lifecycle Cost **
<b>TECHNICAL LEVELS OF SERVICE</b>				
<b>Operations</b>	Plant & Fleet infrastructure is safe for users' needs.	To be reviewed following further community consultation		
		<b>Budget (10 Yr Total)</b>	\$32,840,690	\$32,932,852
<b>Maintenance</b>	Repair defects within target intervention levels and response times.	To be reviewed following further community consultation		
		<b>Budget</b>	\$17,898,930	\$17,849,103
<b>Renewal</b>	Asset components are replaced to sustain agreed service levels.	To be reviewed following further community consultation		
		<b>Budget</b>	\$34,248,570	\$45,494,153
<b>Upgrade/New</b>	Plant & Fleet infrastructure is 'fit for purpose' and satisfies capacity requirements.	To be reviewed following further community consultation		
		<b>Budget</b>	\$0	\$0

It is important to monitor the service levels provided regularly as these will change. The current performance is influenced by work efficiencies and technology, and customer priorities will change over time. Review and establishment of the agreed position which achieves the best balance between service, risk and cost is essential.

## 4. FUTURE DEMAND

### 4.1 Demand Drivers

Drivers affecting demand include things such as population change, regulations, changes in demographics, seasonal factors, vehicle ownership rates, consumer preferences and expectations, technological changes, economic factors, agricultural practices, environmental awareness, etc.

### 4.2 Demand Forecasts

The present position and projections for demand drivers that may impact future service delivery and use of assets were identified and are documented in Table 4.3.

### 4.3 Demand Impact on Assets

The impact of demand drivers that may affect future service delivery and use of assets are shown in Table 4.3.

**Table 4.3: Demand Drivers, Projections and Impact on Services**



Demand drivers	Present position	Projection	Impact on services
Our People	The Snowy Monaro region has proud Aboriginal connections and Council acknowledges the Ngarigo, Walgalu, and Southern Ngunnawal people are the original and current custodians of our beautiful region.	<p>The Snowy Monaro region has always been a place where people have recognised opportunities and worked hard to realise them. It is a place of great potential, but there are challenges that we must tackle.</p> <p>Population and demographic change is one such challenge. We must properly accommodate and care for an increasingly older and diverse population, while welcoming newcomers.</p>	<p>There is a strong case to suggest that, outside of the established rural/farming community the region has a fairly unstable or mobile population due to a high percentage of the population employed in the tourism/ski industry which is by its nature a very mobile industry. This increase in permanent population across all age groups combined with a high seasonal population suggests that there will be a future need for future community services and infrastructure to be provided by Council</p>
	Our Snowy Monaro region is proud and diverse. Its eclectic mix of people contributes to the growing and vibrant that almost 21,000 people love and call home. With roots in agriculture, timber, snowsports and the Snowy Mountains Hydro-Electric Scheme, our region boasts an indelible diversity.		
	The Snowy Scheme underpinned a cultural revolution as more than 100,000 migrants converged on the region to work on the scheme. More than 30 countries were represented and today the Snowy Monaro revels in this influx from half a century ago.		
Economy and Employment	Our region is on the precipice of a new era in innovation, education, and employment opportunities. Tourism forms one of the key sectors of the region's economy with more than one million visits annually.	<p>The global marketplace challenges us to develop, produce and sell our products profitably. To meet these we must increase the productivity of our land, be innovative, adopt new technology and invest in the creativity of our people.</p> <p>Compliance and regulation is required to meet the highest standards of environmental performance, health, safety and probity. Although we all benefit from this, we are conscious of the need to work more efficiently, and where possible eliminate unnecessary red tape.</p>	
	The majority of these occur through the snow season with visits to Australia's best snowfields that are located in the Snowy Monaro LGA. The Cooma and Bombala regions are experiencing greater tourist numbers through successful council marketing campaigns.		
	The majority of these occur through the snow season with visits to Australia's best snowfields that are located in the Snowy Monaro LGA. The Cooma and Bombala regions		

Demand drivers	Present position	Projection	Impact on services
	are experiencing greater tourist numbers through successful council marketing campaigns.		
Our Environment	The region covers 15,162 square kilometres, surrounded by rolling plains country and mountain ranges. With 28% of our region consisting of national parks or reserves. The remaining area is largely privately owned rural land.	Climate change in our sensitive environment presents another challenge. To respond to this, we must first establish what climate change means for our community. We must then plan and adapt our lives and work accordingly.	Addition costs may be imposed to fund environmental initiatives e.g. carbon tax in response to climate change.
	The Region sits at the top of both the Snowy and Murrumbidgee River catchments. Along with their major tributaries, they offer significant environmental values, as well as a source of fresh water for urban, recreational, irrigation and energy uses.	To construct and maintain public infrastructure remains one of our most resource-intensive challenges. We must not only extend the life of existing assets, but also plan and pay for new infrastructure, within our resources, that meets the needs of the community and our many visitors.	The cost to construct, maintain and renew infrastructure is increasing at a rate greater than council's revenue making it increasingly difficult to maintain current levels of service.
	Our region is home to the iconic, Mount Kosciuszko. It is located within the Kosciuszko National Park and with a height of 2,228m above sea level is Australia's highest mountain		Regulations relating to Plant and Fleet increasing e.g. accessibility will add further to the cost of providing, operating, maintaining and renewing Plant and Fleet

#### 4.4 Demand Management Plan

Demand for new services will be managed through a combination of managing existing assets, upgrading of existing assets and providing new assets to meet demand and demand management. Demand management practices can include non-asset solutions, insuring against risks and managing failures.

Opportunities identified to date for demand management are shown in Table 4.4. Further opportunities will be developed in future revisions of this asset management plan.

**Table 4.4: Demand Management Plan Summary**

Demand Driver	Demand Management Plan
Efficiency	Improve productivity of plant and fleet assets by reviewing specifications regularly with end users to ensure correct size matching and incorporation of the latest technology and operational systems.
Renewal Program	Investigate alternative renewal timeframes including the possibility of component rebuilds during ownership to extend the renewal period

#### 4.5 Asset Programs to meet Demand

The new assets required to meet demand can be acquired, donated or constructed. Additional assets are discussed in Section 5.5. The summary of the cumulative value of additional asset is shown in Figure 1.

**Figure 1: Upgrade and New Assets to meet Demand – (Cumulative)**

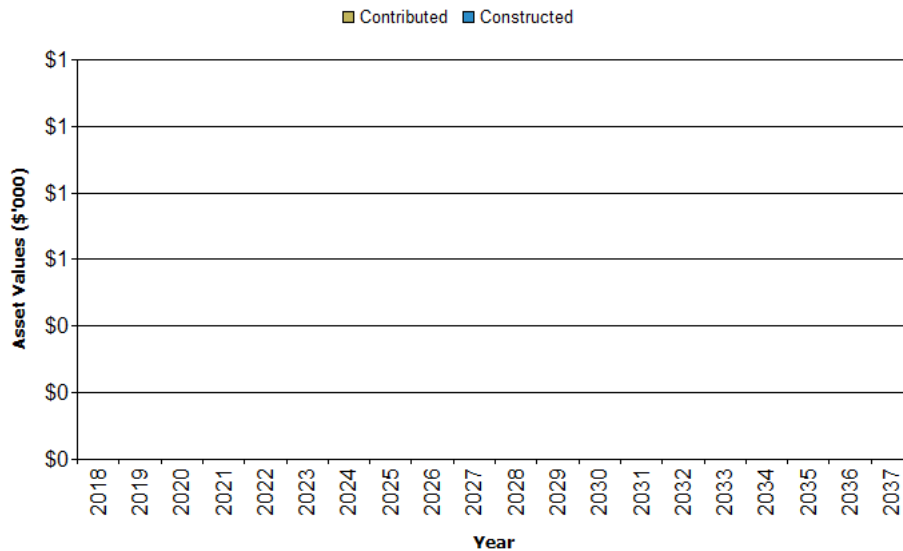


Figure Values are in current (real) dollars.

Acquiring these new assets will commit ongoing operations, maintenance and renewal costs for the period that the service provided from the assets is required. These future costs are identified and considered in developing forecasts of future operations, maintenance and renewal costs for inclusion in the long term financial plan further in Section 5.

## 5. LIFECYCLE MANAGEMENT PLAN

The lifecycle management plan details how council plans to manage and operate the assets at the agreed levels of service (defined in Section 3) while managing life cycle costs.

### 5.1 Background Data

#### 5.1.1 Physical parameters

The assets covered by this asset management plan are shown in Table 2.1.

The age profile of the assets included in this AM Plan are shown in Figure 2.

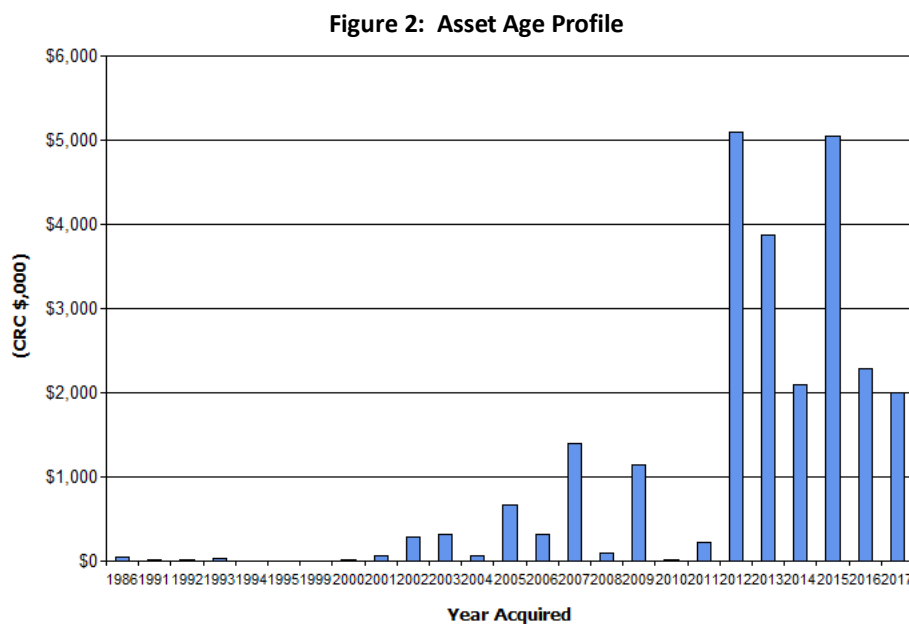


Figure Values are in current (real) dollars.

### 5.1.2 Asset capacity and performance

Assets are generally provided to meet design standards where these are available.

Locations where deficiencies in service performance are known are detailed in Table 5.1.2.

**Table 5.1.2: Known Service Performance Deficiencies**

Location	Service Deficiency
Detailed performance deficiencies have not been identified	In the development of next asset management plans, and in particular as these plans are developed and integrated along with the Long Term Financial Plans and Community Plans service deficiencies will be identified

### 5.1.3 Asset condition

The condition profile of our assets is shown in Figure 3.1.

**Fig 3.1: Current Asset Condition Profile**

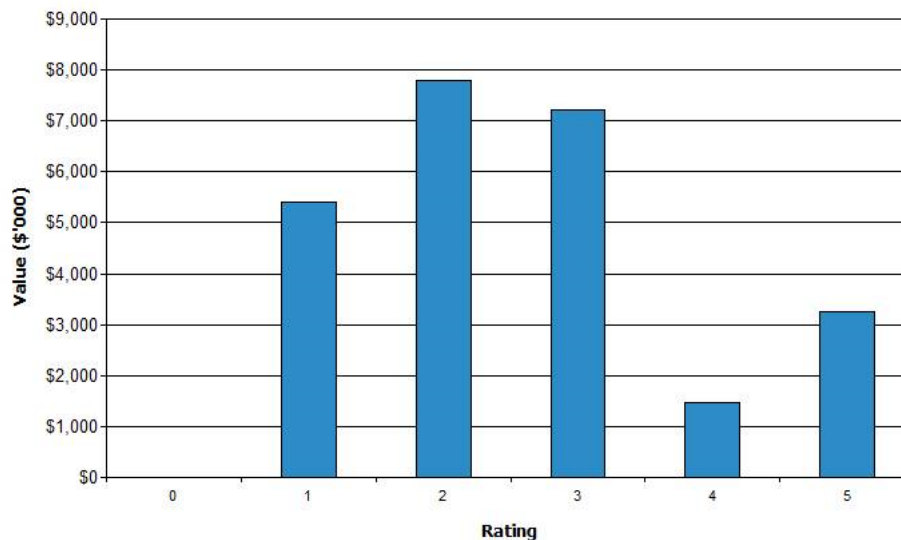


Figure Values are in current (real) dollars.

Condition is measured using a 1 – 5 grading system<sup>5</sup> as detailed in Table 5.1.3.

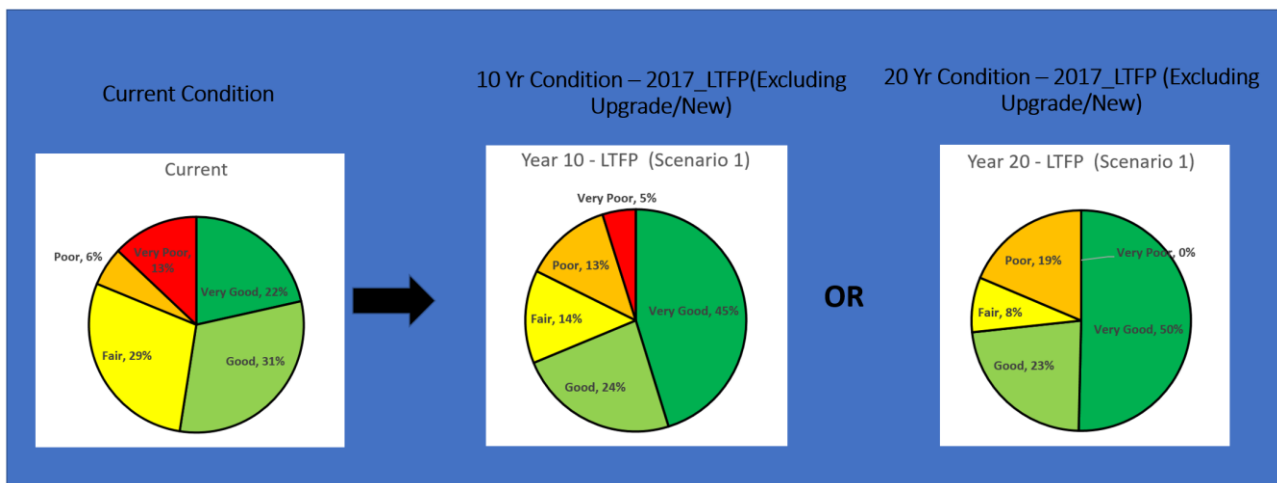
**Table 5.1.3: Simple Condition Grading Model**

Condition Grading	Description of Condition
1	<b>Very Good:</b> only planned maintenance required
2	<b>Good:</b> minor maintenance required plus planned maintenance
3	<b>Fair:</b> significant maintenance required
4	<b>Poor:</b> significant renewal/rehabilitation required
5	<b>Very Poor:</b> physically unsound and/or beyond rehabilitation

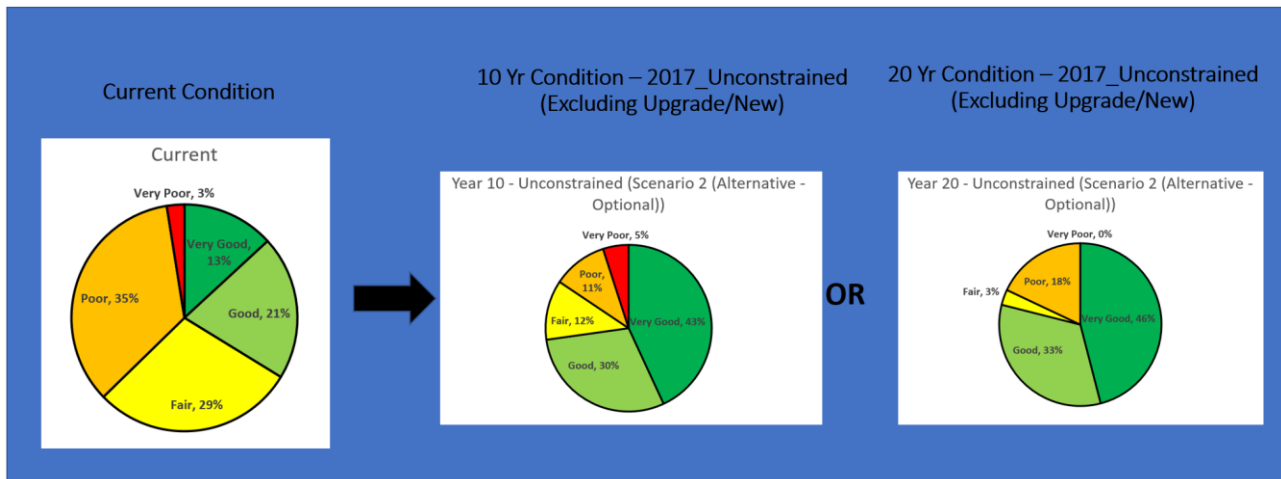
<sup>5</sup> IPWEA, 2015, IIMM, Sec 2.5.4, p 2 | 80.

Current modelling is based on the existing valued technical register provided by Council following the amalgamation of the former Bombala, Cooma & Snowy River Councils to the consolidated Snowy-Monaro Regional Council. The condition graphs demonstrate that modelling the current LTFP scenario maintaining the current level of upgrade/new would be sustainable over a 10 year period and it is possible to maintain the current high levels of service over the 1<sup>st</sup> 10 years of the planning period with the existing levels of funding. Over the course of the 20 year period assets are progressively renewed under the works program and the overall asset condition of the plant & fleet assets are able to be maintained to a very high standard. As an asset deteriorates to very poor condition it is identified and renewed as part of the works program. The condition profile is a snapshot of the register in time and the funding levels in the current LTFP are adequate to renew these assets as required ensuring that there is no increased risk and deterioration from asset renewals that are deferred due to insufficient funding. This takes into account the cyclical operations, maintenance and renewal requirements of the existing assets in addition to the requirements of the total value of plant & fleet assets increasing and the subsequent operations and maintenance requirements of any additional assets. Any year modelled will show a snapshot in the renewal cycle of the asset class as assets progressively deteriorate with time to a point where renewal is required. Adequate operations & maintenance schedules will increase the life of the asset and improve the overall condition of the asset group. If funding is insufficient over the long term we will expect to see a progressive increase in the total value of assets in very poor condition as renewals are deferred. A sample result of the current funding scenario modelled over 20 years is provided in figure 3.2. Figure 3.3 shows the condition profile associated with an optimum renewal scenario (excluding any requirement for additional costs for upgrade/new), where 100% renewal funding is available for the duration of the planning period as required. This comparison indicates that the assets in very poor condition at any modelled year is demonstrative of the snapshot of the register at a point in time and these assets will be renewed as part of the budget cycle which is adequate for all renewal requirements in the foreseeable future based on the current asset registers level of maturity which is subject to ongoing improvement.

**Fig 3.2: Condition Profile - Continuing Current LTFP Level of Expenditure Over the Planning Period**



**Fig 3.3: Condition Profile – Unconstrained Condition Profile of SMRC assets with no budget restrictions to renewal (Optimum Renewal Scenario – 100%)**



## 5.2 Operations and Maintenance Plan

Operations include regular activities to provide services such as public health, safety and amenity, e.g. cleaning, street sweeping, utilities costs and street lighting.

Routine maintenance is the regular on-going work that is necessary to keep assets operating, including instances where portions of the asset fail and need immediate repair to make the asset operational again, e.g. road patching.

Maintenance includes all actions necessary for retaining an asset as near as practicable to an appropriate service condition including regular ongoing day-to-day work necessary to keep assets operating.

Maintenance expenditure is shown in Table 5.2.1.

**Table 5.2.1: Maintenance Expenditure Trends**

Year	Maintenance Budget \$'000
2018	\$1,790 – Specific Only
2019	\$1,790 – Specific Only
2020	\$1,790 – Specific Only

Maintenance expenditure levels are considered to be adequate to meet projected service levels, which may be less than or equal to current service levels. Where maintenance expenditure levels are such that they will result in a lesser level of service, the service consequences and service risks have been identified and highlighted in this AM Plan and service risks considered in the Infrastructure Risk Management Plan.

### Summary of future operations and maintenance expenditures

Future operations and maintenance expenditure is forecast to trend in line with the value of the asset stock as shown in Figure 4. Note that all costs are shown in current 2018 dollar values (i.e. real values).

**Figure 4: Projected Operations and Maintenance Expenditure**

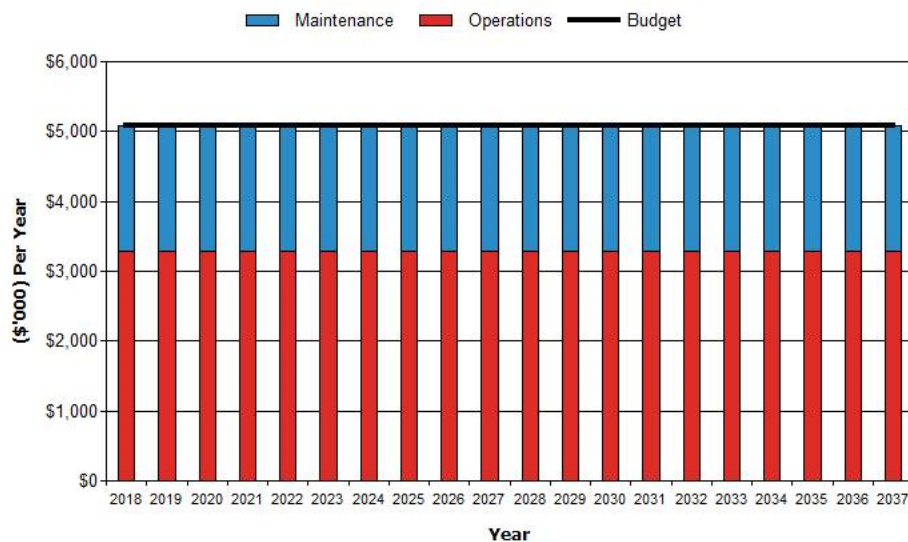


Figure Values are in current (real) dollars.

Deferred maintenance, i.e. works that are identified for maintenance and unable to be funded are to be included in the risk assessment and analysis in the infrastructure risk management plan.

Maintenance is funded from the operating budget where available. This is further discussed in Section 7.

### 5.3 Renewal/Replacement Plan

Renewal and replacement expenditure is major work which does not increase the asset's design capacity but restores, rehabilitates, replaces or renews an existing asset to its original service potential. Work over and above restoring an asset to original service potential is considered to be an upgrade/expansion or new work expenditure resulting in additional future operations and maintenance costs.

Assets requiring renewal/replacement are identified from one of three methods provided in the 'Expenditure Template'.

- Method 1 uses Asset Register data to project the renewal costs using acquisition year and useful life to determine the renewal year, or
- Method 2 uses capital renewal expenditure projections from external condition modelling systems (such as Pavement Management Systems), or
- Method 3 uses a combination of average network renewals plus defect repairs in the Renewal Plan and Defect Repair Plan worksheets on the 'Expenditure template'.

**Method 1** was used for this asset management plan.

#### 5.3.1 Renewal ranking criteria

Asset renewal and replacement is typically undertaken to either:

- Ensure the reliability of the existing infrastructure to deliver the service it was constructed to facilitate (e.g. replacing a bridge that has a 5 t load limit), or
- To ensure the infrastructure is of sufficient quality to meet the service requirements (e.g. roughness of a road).<sup>6</sup>

It is possible to get some indication of capital renewal and replacement priorities by identifying assets or asset groups that:

<sup>6</sup> IPWEA, 2015, IIMM, Sec 3.4.4, p 3|91.

- Have a high consequence of failure,
- Have high use and subsequent impact on users would be greatest,
- Have a total value representing the greatest net value,
- Have the highest average age relative to their expected lives,
- Are identified in the AM Plan as key cost factors,
- Have high operational or maintenance costs, and
- Have replacement with a modern equivalent asset that would provide the equivalent service at a savings.<sup>7</sup>

The ranking criteria used to determine priority of identified renewal and replacement proposals is detailed in Table 5.3.1.

**Table 5.3.1: Renewal and Replacement Priority Ranking Criteria**

Criteria	Weighting
Potential Health risks	43%
Potential to cause property damage	29%
Frequency of failure	14%
Age	14%
<b>Total</b>	<b>100%</b>

### 5.3.2 Summary of future renewal and replacement expenditure

Projected future renewal and replacement expenditures are forecast to increase over time when the asset stock increases. The expenditure is required is shown in Fig 5. Note that all amounts are shown in current (real) dollars.

The projected capital renewal and replacement program is shown in Appendix B.

**Fig 5: Projected Capital Renewal and Replacement Expenditure**

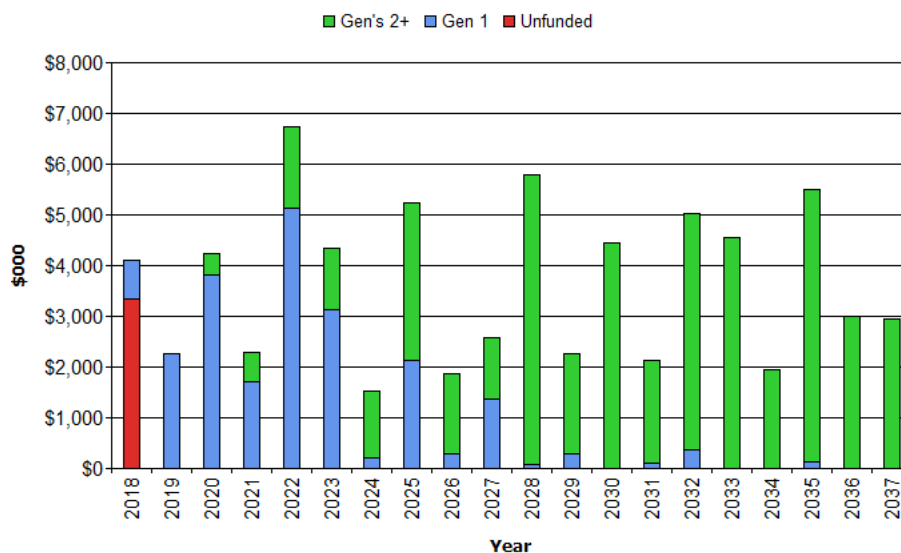


Figure Values are in current (real) dollars.

Deferred renewal and replacement, i.e. those assets identified for renewal and/or replacement and not scheduled in capital works programs are to be included in the risk analysis process in the risk management plan.

<sup>7</sup> Based on IPWEA, 2015, IIMM, Sec 3.4.5, p 3|97.



Renewals and replacement expenditure in the capital works program will be accommodated in the long term financial plan. This is further discussed in Section 7.

## 5.4 Creation/Acquisition/Upgrade Plan

New works are those that create a new asset that did not previously exist, or works which will upgrade or improve an existing asset beyond its existing capacity. They may result from growth, social or environmental needs. Assets may also be acquired at no cost. These additional assets are considered in Section 4.4.

### 5.4.1 Selection criteria

New assets and upgrade/expansion of existing assets are identified from various sources such as community requests, proposals identified by strategic plans or partnerships with others. Candidate proposals are inspected to verify need and to develop a preliminary renewal estimate. Verified proposals are ranked by priority and available funds and scheduled in future works programmes. The priority ranking criteria is detailed below.

**Table 5.4.1: New Assets Priority Ranking Criteria**

Criteria	Weighting
Regulatory change	40%
Reductions in operating costs or improvements in productivity identified in efficiency audits	50%
Value	5%
Impact on existing services and infrastructure	5%
<b>Total</b>	<b>100%</b>

### 5.4.2 Summary of future upgrade/new assets expenditure

Projected upgrade/new asset expenditures are summarised in Fig 6. The projected upgrade/new capital works program is shown in Appendix C. All amounts are shown in real values.

**Fig 6: Projected Capital Upgrade/New Asset Expenditure**

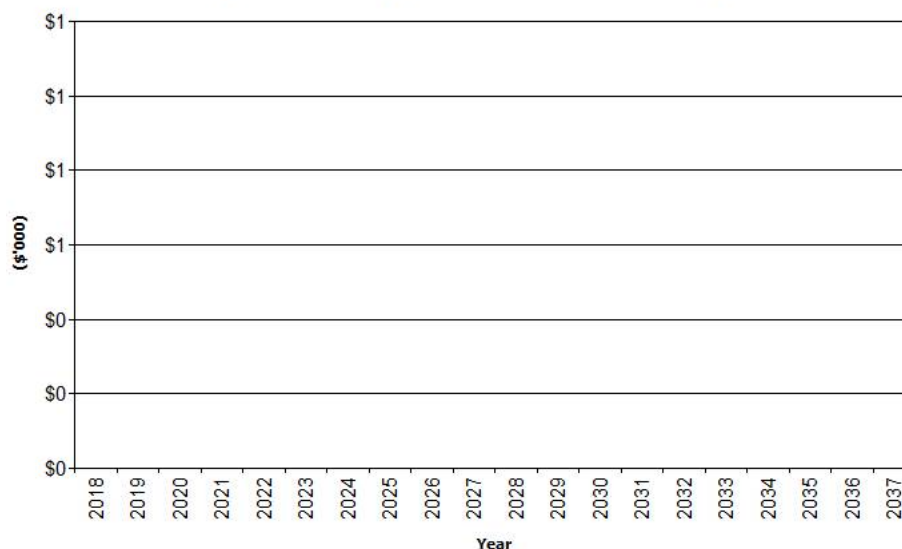


Figure Values are in current (real) dollars.

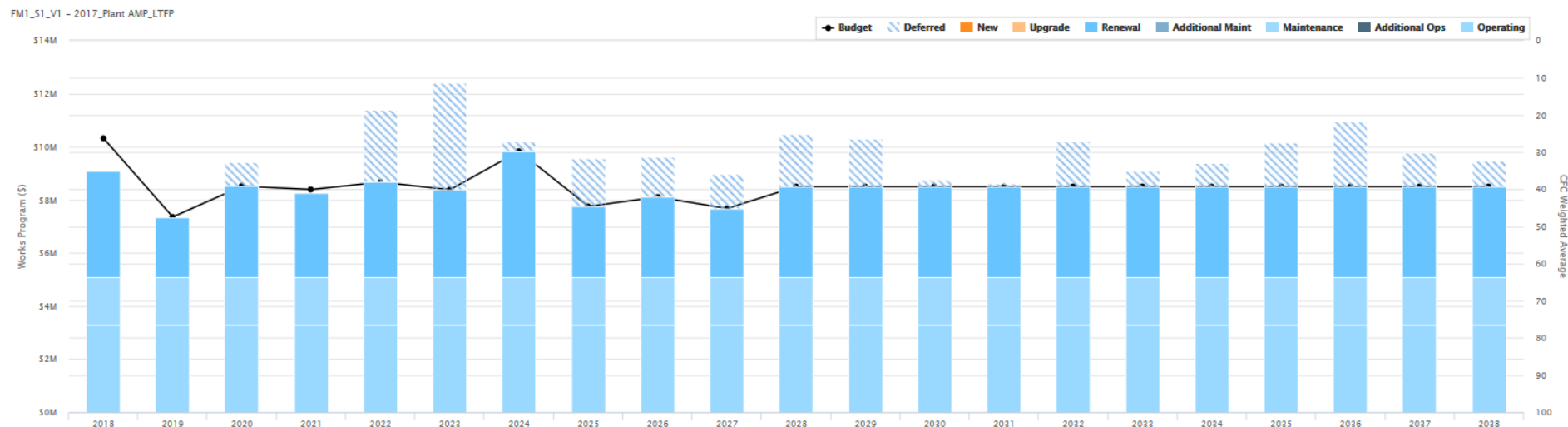
Expenditure on new assets and services in the capital works program will be accommodated in the long term financial plan but only to the extent of the available funds

### 5.4.3 Summary of asset expenditure requirements

The financial projections are shown in Fig 7 for projected operating (operations and maintenance) and capital expenditure (renewal and upgrade/expansion/new assets). Note that all costs are shown in current values. Figure 7 is based on the JRAKMS ODM modelling. This explores the likely effect of the current funding scenario.

Figure 7 shows the projected works program for the planning period against the budget from the Long Term Financial Plan. The black line shows the total budget for operations, maintenance, renewal and upgrade/new as a total. The bars show the ongoing required expenditures to maintain service levels for the existing assets held in the technical asset register. The bars that are above the budget line shows funding requirements above the available budget level. The works program will prioritise the renewal requirements based on pre-set criteria that contribute to the criticality score as outlined in table 5.4.1. The model will fund operations, maintenance and renewal up to the level of the pre-set budget. Once renewal requirements exceed the available budget the asset will be deferred in the register until the next budget year and identified within the register. Where assets are deferred the criticality is automatically increased, condition is deteriorated by one year in the model and risk, operational and maintenance requirements are adjusted. The following budget year the prioritisation of renewal requirements is completed again with assets calculated as having the highest criticality funded first. An asset can be deferred for multiple years with the criticality, operational and maintenance requirements will continue to be adjusted.

**Fig 7: Projected Operating and Capital Expenditure**



*\*Future improvements to data maturity will review incorporating assets that have operating and maintenance requirements but no capital renewal requirement as well as improving data to ensure technical register is complete inclusive of all assets, this ongoing data improvement will “close the gap” between the black current LTFP budget line (inclusive of FY 17/18 \$5,247,065 capital renewal budget and Recurrent Expenditure FY 17/18 - Total \$5,073,960 (made up of \$3,247,069 Operational costs and \$1,789,893 maintenance costs) and the budget renewal requirement in the asset register for plant & fleet assets. Figure 7 indicates that the budget availability for upgrade/new is a separate funding amount and is not applied to renewal in the event of deferred renewals. As a required renewal is deferred due to insufficient budget availability the risk associated with the deferral of renewal will increase the criticality score and increase its priority for renewal on the next available years works program.*

Figure Values are in current (real) dollars.

## 5.5 Disposal Plan

Disposal includes any activity associated with the disposal of a decommissioned asset including sale, demolition or relocation. Assets identified for possible decommissioning and disposal are shown in Table 5.5, together with estimated annual savings from not having to fund operations and maintenance of the assets. These assets will be further reinvestigated to determine the required levels of service and see what options are available for alternate service delivery, if any. Any costs or revenue gained from asset disposals is accommodated in the long term financial plan.

**Table 5.5: Assets Identified for Disposal**

Asset	Reason for Disposal	Timing	Disposal Expenditure	Operations & Maintenance Annual Savings
Not yet identified in this AMP				

## 6. RISK MANAGEMENT PLAN

The purpose of infrastructure risk management is to document the results and recommendations resulting from the periodic identification, assessment and treatment of risks associated with providing services from infrastructure, using the fundamentals of International Standard ISO 31000:2009 Risk management – Principles and guidelines.

Risk Management is defined in ISO 31000:2009 as: ‘coordinated activities to direct and control with regard to risk’<sup>8</sup>.

An assessment of risks<sup>9</sup> associated with service delivery from infrastructure assets has identified critical risks that will result in loss or reduction in service from infrastructure assets or a ‘financial shock’. The risk assessment process identifies credible risks, the likelihood of the risk event occurring, the consequences should the event occur, develops a risk rating, evaluates the risk and develops a risk treatment plan for non-acceptable risks.

### 6.1 Critical Assets

Critical assets are defined as those which have a high consequence of failure causing significant loss or reduction of service. Similarly, critical failure modes are those which have the highest consequences.

Critical assets have been identified and their typical failure mode and the impact on service delivery are as follows:

**Table 6.1 Critical Assets**

Critical Asset(s)	Failure Mode	Impact
None Identified		

By identifying critical assets and failure modes investigative activities, condition inspection programs, maintenance and capital expenditure plans can be targeted at the critical areas.

### 6.2 Risk Assessment

The risk management process used in this project is shown in Figure 6.2 below.

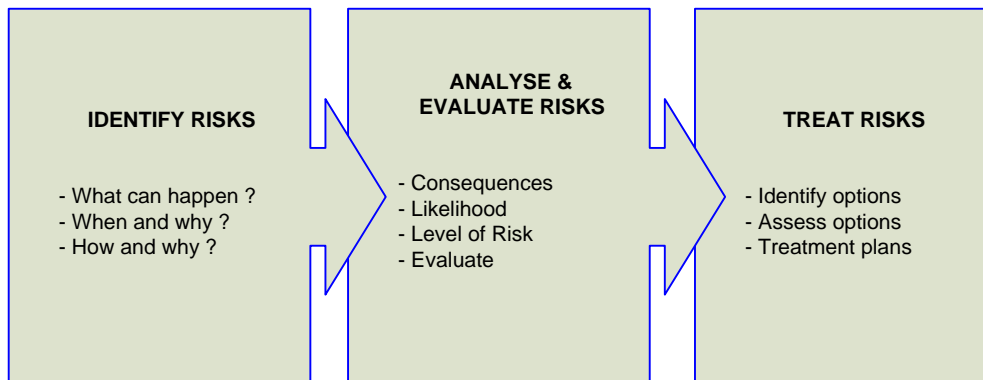
It is an analysis and problem solving technique designed to provide a logical process for the selection of treatment plans and management actions to protect the community against unacceptable risks.

<sup>8</sup> ISO 31000:2009, p 2

<sup>9</sup> Snowy-Monaro Regional Council Infrastructure Risk Management Plan

The process is based on the fundamentals of the ISO risk assessment standard ISO 31000:2009.

**Fig 6.2 Risk Management Process – Abridged**



The risk assessment process identifies credible risks, the likelihood of the risk event occurring, the consequences should the event occur, develops a risk rating, evaluates the risk and develops a risk treatment plan for non-acceptable risks.

An assessment of risks associated with service delivery from infrastructure assets has identified the critical risks that will result in significant loss, ‘financial shock’ or a reduction in service.

Critical risks are those assessed with ‘Very High’ (requiring immediate corrective action) and ‘High’ (requiring corrective action) risk ratings identified in the Infrastructure Risk Management Plan. The residual risk and treatment cost after the selected treatment plan is implemented is shown in Table 6.2. These risks and costs are reported to management and Council.

**Table 6.2: Critical Risks and Treatment Plans**

Service or Asset at Risk	What can Happen	Risk Rating (VH, H)	Risk Treatment Plan	Treatment Costs
Ageing Plant and Equipment	Increase in purchase price for replacement assets Increase in maintenance and operating costs	High	Prioritise renewals and explore purchase alternatives such as ex-hire. Regular monitoring of costs throughout asset life	Funding for renewals included in the Capital Works Program and Long Term Financial Plan  Ongoing staff time
Existing plant and equipment assets	Items do not comply with regulations	High	Regular inspections at scheduled services and vehicle roadworthy checks.  Use online safety systems to keep up to date with regulations	Ongoing staff time
Plant and Equipment Reduced Safety	Damage to plant assets or injury to operators and others	High	Start-up sheets, inductions, training etc. Training, tooling, review of useful lives	Ongoing staff time

## 7. FINANCIAL SUMMARY

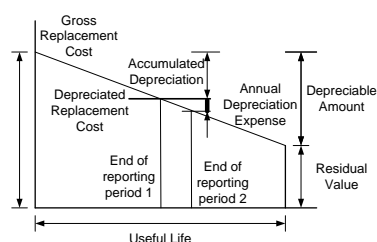
This section contains the financial requirements resulting from all the information presented in the previous sections of this asset management plan. The financial projections will be improved as further information becomes available on desired levels of service and current and projected future asset performance.

### 7.1 Financial Statements and Projections

#### 7.1.1 Asset valuations

The best available estimate of the value of assets included in this Asset Management Plan are shown below. Assets are valued using fair value principles at cost to replace service potential.

Gross Replacement Cost	\$25,139,582
Depreciable Amount	\$25,139,582
Depreciated Replacement Cost <sup>10</sup>	\$13,409,548
Annual Average Asset Consumption	\$3,618,298



#### 7.1.1 Sustainability of service delivery

Two key indicators for service delivery sustainability that have been considered in the analysis of the services provided by this asset category, these being the:

- asset renewal funding ratio, and
- medium term budgeted expenditures/projected expenditure (over 10 years of the planning period).

#### Asset Renewal Funding Ratio

Asset Renewal Funding Ratio<sup>11</sup> 72%

The Asset Renewal Funding Ratio is the most important indicator and indicates that over the next 10 years of the forecasting that we expect to have 15% of the funds required for the optimal renewal and replacement of assets based on the current Long Term Financial Plan.

	Current LTFP - (Current Long Term Financial Plan - NAMS Scenario 1) (\$000's)	Current Unconstrained - (Funding As Required - NAMS Scenario 2) (\$000's)
<b>Asset Renewal Funding Ratio</b>		
Asset Renewal Funding Ratio (10 Yr Total Renewal Need / 10 Yr Total Renewal Budget)	<b>72%</b>	<b>22%</b>
<b>Life Cycle Cost (long term)(\$000)</b>		
Life Cycle Cost ((Annual Depreciation Cost x 10) + 10 Yr Operations Need + 10 Yr Operations Need)	\$86,965	\$86,965
Life Cycle Exp. (10 Yr Renewal Budget + 10 Yr Operations Budget + 10 Yr Maintenance Budget)	\$84,988	\$85,992

<sup>10</sup> Also reported as Written Down Value, Carrying or Net Book Value.

<sup>11</sup> AIFMM, 2015, Version 1.0, Financial Sustainability Indicator 3, Sec 2.6, p 9.

	Current LTFP - (Current Long Term Financial Plan - NAMS Scenario 1)	Current Unconstrained - (Funding As Required - NAMS Scenario 2)
	(\$000's)	(\$000's)
Life Cycle Gap (Life Cycle Expenditure - Life Cycle Cost)	-\$1,977	-\$973
Life Cycle Sustainability Indicator (Life Cycle Expenditure / Life Cycle Cost)	98%	99%
<b>Medium Term (10 yrs) Sustainability</b>		
10 Yr Operations Need + 10 Yr Maintenance Need & 10 Yr Renewal Need	\$96,276	\$85,992
10 Yr Operations Budget + 10 Yr Maintenance Budget & 10 Yr Renewal Budget	\$84,988	\$85,992
10 year Funding Shortfall (10 Yr Projected Expenditures - 10 Yr Budget Expenditures)	-\$11,288	\$0
10 year Sustainability Indicator (10 Yr Projected Expenditures / 10 Yr Budget Expenditures)	88%	100%
<b>Short Term (5 years) Sustainability</b>		
5 Yr Operations Need + 5 Yr Maintenance Need & 5 Yr Renewal Need	\$45,509	\$45,037
5 Yr Operations Budget + 5 Yr Maintenance Budget & 5 Yr Renewal Budget	\$43,246	\$45,037
5 year Funding Shortfall (5 Yr Projected Expenditures - 5 Yr Budget Expenditures)	-\$2,263	\$0
5 year Sustainability Indicator (5 Yr Projected Expenditures / 5 Yr Budget Expenditures)	95%	100%

### Medium term – 10 year financial planning period (LTFP)

This asset management plan identifies the projected operations, maintenance and capital renewal expenditures required to provide an agreed level of service to the community over a 10 year period. This provides input into 10 year financial and funding plans aimed at providing the required services in a sustainable manner.

These projected expenditures may be compared to budgeted expenditures in the 10 year period to identify any funding shortfall. In a core asset management plan, a gap is generally due to increasing asset renewals for ageing assets.

The projected operations, maintenance and capital renewal expenditure required over the 10 year planning period is \$9,627,611 on average per year.

Estimated (budget) operations, maintenance and capital renewal funding is \$8,498,819 on average per year giving a 10 year funding shortfall of \$1,128,792 per year. This indicates 88% of the projected expenditures needed to provide the services documented in the asset management plan. This excludes upgrade/new assets.

Providing services from infrastructure in a sustainable manner requires the matching and managing of service levels, risks, projected expenditures and financing to achieve a financial indicator of approximately 1.0 for the first years of the asset management plan and ideally over the 10-year life of the Long Term Financial Plan.

#### 7.1.2 Projected expenditures for long term financial plan

Table 7.1.2 shows the projected expenditures for the 10 year long term financial plan from the JRAKMS ODM modelling.

Expenditure projections are in 2017/18 real values.

**Table 7.1.2: Projected Expenditures for Long Term Financial Plan (\$000)**

ModelYear	BudgetConstraint_LTFP	RenewalFunded	RenewalDeferred	OperatingNeed	MaintenanceNeed	RenewalNeed	UpgradeNeed	NewNeed	OpexBudget	CapexBudget
2017	\$10,321,027	\$4,013,545	\$0	\$3,293,285	\$1,784,910	\$4,013,545	\$0	\$0	\$5,078,196	\$5,242,831
2018	\$7,355,065	\$2,273,049	\$0	\$3,293,285	\$1,784,910	\$2,273,049	\$0	\$0	\$5,078,196	\$2,276,869
2019	\$8,514,234	\$3,435,418	\$887,619	\$3,293,285	\$1,784,910	\$4,323,037	\$0	\$0	\$5,078,196	\$3,436,038
2020	\$8,389,502	\$3,180,770	\$0	\$3,293,285	\$1,784,910	\$3,180,770	\$0	\$0	\$5,078,196	\$3,311,306
2021	\$8,666,195	\$3,587,763	\$2,739,667	\$3,293,285	\$1,784,910	\$6,327,430	\$0	\$0	\$5,078,196	\$3,587,999
2022	\$8,380,473	\$3,302,201	\$4,015,964	\$3,293,285	\$1,784,910	\$7,318,165	\$0	\$0	\$5,078,196	\$3,302,277
2023	\$9,827,569	\$4,742,937	\$400,875	\$3,293,285	\$1,784,910	\$5,143,812	\$0	\$0	\$5,078,196	\$4,749,373
2024	\$7,753,961	\$2,675,723	\$1,818,925	\$3,293,285	\$1,784,910	\$4,494,648	\$0	\$0	\$5,078,196	\$2,675,765
2025	\$8,107,036	\$3,028,672	\$1,514,374	\$3,293,285	\$1,784,910	\$4,543,046	\$0	\$0	\$5,078,196	\$3,028,840
2026	\$7,673,128	\$2,592,459	\$1,284,192	\$3,293,285	\$1,784,910	\$3,876,651	\$0	\$0	\$5,078,196	\$2,594,932
<b>10 Yr Total</b>	<b>\$84,988,190</b>	<b>\$32,832,537</b>	<b>\$12,661,616</b>	<b>\$32,932,852</b>	<b>\$17,849,103</b>	<b>\$45,494,153</b>	<b>\$0</b>	<b>\$0</b>	<b>\$50,781,956</b>	<b>\$34,206,234</b>
2027	\$8,498,819	\$3,420,157	\$1,972,574	\$3,293,285	\$1,784,910	\$5,392,731	\$0	\$0	\$5,078,196	\$3,420,623
2028	\$8,498,819	\$3,420,472	\$1,795,831	\$3,293,285	\$1,784,910	\$5,216,303	\$0	\$0	\$5,078,196	\$3,420,623
2029	\$8,498,819	\$3,408,982	\$273,588	\$3,293,285	\$1,784,910	\$3,682,570	\$0	\$0	\$5,078,196	\$3,420,623
2030	\$8,498,819	\$3,418,116	\$123,000	\$3,293,285	\$1,784,910	\$3,541,116	\$0	\$0	\$5,078,196	\$3,420,623
2031	\$8,498,819	\$3,420,587	\$1,705,429	\$3,293,285	\$1,784,910	\$5,126,016	\$0	\$0	\$5,078,196	\$3,420,623
2032	\$8,498,819	\$3,420,138	\$586,626	\$3,293,285	\$1,784,910	\$4,006,764	\$0	\$0	\$5,078,196	\$3,420,623
2033	\$8,498,819	\$3,420,405	\$879,363	\$3,293,285	\$1,784,910	\$4,299,768	\$0	\$0	\$5,078,196	\$3,420,623
2034	\$8,498,819	\$3,420,339	\$1,667,721	\$3,293,285	\$1,784,910	\$5,088,060	\$0	\$0	\$5,078,196	\$3,420,623
2035	\$8,498,819	\$3,420,316	\$2,441,653	\$3,293,285	\$1,784,910	\$5,861,969	\$0	\$0	\$5,078,196	\$3,420,623
2036	\$8,498,819	\$3,420,611	\$1,282,831	\$3,293,285	\$1,784,910	\$4,703,442	\$0	\$0	\$5,078,196	\$3,420,623
<b>20 Yr Total</b>	<b>\$169,976,380</b>	<b>\$67,022,660</b>	<b>\$25,390,232</b>	<b>\$65,865,705</b>	<b>\$35,698,206</b>	<b>\$92,412,892</b>	<b>\$0</b>	<b>\$0</b>	<b>\$101,563,911</b>	<b>\$68,412,469</b>



## 7.2 Funding Strategy

Funding for assets is provided from the budget and long term financial plan.

The financial strategy of the entity determines how funding will be provided, whereas the asset management plan communicates how and when this will be spent, along with the service and risk consequences of differing options.

## 7.3 Valuation Forecasts

Asset values are forecast to increase as additional assets are added to service from the LTFP upgrade/new projections.

Additional assets will generally add to the operations and maintenance needs in the longer term, as well as the need for future renewal. Additional assets will also add to future depreciation forecasts.

## 7.4 Key Assumptions Made in Financial Forecasts

This section details the key assumptions made in presenting the information contained in this asset management plan. It is presented to enable readers to gain an understanding of the levels of confidence in the data behind the financial forecasts.

Key assumptions made in this asset management plan are:4.

**Table 7.4: Key Assumptions made in AM Plan and Risks of Change**

- The assets will remain in the organisations ownership and control throughout the planning period.
- Planned and reactive maintenance is to take place in accordance with relevant guidelines/standards.
- All expenditure is stated in 2017/18 dollar values.
- Regulations/standards relating to operations will remain the same over the planning period.

## 7.5 Forecast Reliability and Confidence

The expenditure and valuations projections in this AM Plan are based on best available data. Currency and accuracy of data is critical to effective asset and financial management. Data confidence is classified on a 5 level scale<sup>12</sup> in accordance with Table 7.5.

**Table 7.5: Data Confidence Grading System**

Confidence Grade	Description
A Highly reliable	Data based on sound records, procedures, investigations and analysis, documented properly and agreed as the best method of assessment. Dataset is complete and estimated to be accurate $\pm 2\%$
B Reliable	Data based on sound records, procedures, investigations and analysis, documented properly but has minor shortcomings, for example some of the data is old, some documentation is missing and/or reliance is placed on unconfirmed reports or some extrapolation. Dataset is complete and estimated to be accurate $\pm 10\%$
C Uncertain	Data based on sound records, procedures, investigations and analysis which is incomplete or unsupported, or extrapolated from a limited sample for which grade A or B data are available. Dataset is substantially complete but up to 50% is extrapolated data and accuracy estimated $\pm 25\%$
D Very Uncertain	Data is based on unconfirmed verbal reports and/or cursory inspections and analysis. Dataset

<sup>12</sup> IPWEA, 2015, IIMM, Table 2.4.6, p 2|71.

Confidence Grade	Description
	may not be fully complete and most data is estimated or extrapolated. Accuracy $\pm$ 40%
E Unknown	None or very little data held.

The estimated confidence level for and reliability of data used in this AM Plan is considered to be Medium confidence level

## 8. PLAN IMPROVEMENT AND MONITORING

### 8.1 Status of Asset Management Practices<sup>13</sup>

#### 8.1.1 Accounting and financial data sources

The Local Government Act 1993 requires Council to prepare an annual report on its achievements with respect to the objectives and performance targets set out in its management plan for that year.

This report provides Council's audited financial statements including the condition of public works under the control of the council as at the end of that year, together with:

- An estimate (at current values) of the amount of money required to bring the works up to a satisfactory standard; and
- An estimate (at current values) of the annual expense of maintaining the works at that standard; and
- The council's program of maintenance for that year in respect of the works.
- Australian Accounting Standard (AAS) 27 is applicable to financial reporting by local governments, and provides guidelines for accounting methods and procedures.

#### 8.1.2 Asset management data sources

Currently council uses the TechnologyOne and Civica Authority software for Asset Management Purposes. However it should be qualified that future improvements will move the organisation to a single consolidated asset management system. Plant & fleet data was amalgamated from several sources in order to generate projections for this asset management plan.

### 8.2 Improvement Plan

The asset management improvement plan generated from this asset management plan is shown in Table 8.1.

**Table 8.1: Improvement Plan**

Task No	Task	Responsibility	Resources Required	Timeline
1	Improve record and reporting on expenditures, with separate costs for operations, maintenance and capture capital expenditures as renewal or upgrade/new with improved forecasting for continuing expenditure	Corporate (Technical & Financial)	Staff Time	Ongoing
2	Continue the development of the corporate asset register, in which financial calculations including calculation of annual depreciation are undertaken by Council.	Corporate (Technical & Financial)	Staff Time	Ongoing
3	Linking of the customer service system to the corporate	Corporate	Staff Time	

<sup>13</sup> ISO 55000 Refers to this the Asset Management System

Task No	Task	Responsibility	Resources Required	Timeline
	asset register to link requests to asset records			
4	Continue to Improve project cost accounting to record costs against the asset component and develop valuation unit rates	Corporate (Technical & Financial)	Staff Time	
5	Continue to review the accuracy and currency of asset data	Technical	Staff Time	
6	Review methodology for determining remaining life, with detail assessment for assets requiring renewal in the medium term (next 10-20 years)	Corporate (Technical & Financial)	Staff Time	
8	Develop procedures for maintaining the Asset and Financial Registers	Corporate (Technical & Financial)	Staff Time	
9	Maintenance response levels should be documented and adopted.	Technical Services	Staff Time	

### 8.3 Monitoring and Review Procedures

This asset management plan will be reviewed during annual budget planning processes and amended to show any material changes in service levels and/or resources available to provide those services as a result of budget decisions.

The AM Plan will be updated annually to ensure it represents the current service level, asset values, projected operations, maintenance, capital renewal and replacement, capital upgrade/new and asset disposal expenditures and projected expenditure values incorporated into the long term financial plan.

The AM Plan has a life of 4 years and is due for complete revision and updating within 2 years of each Council/board election.

### 8.4 Performance Measures

The effectiveness of the asset management plan can be measured in the following ways:

- The degree to which the required projected expenditures identified in this asset management plan are incorporated into the long term financial plan,
- The degree to which 1-5 year detailed works programs, budgets, business plans and corporate structures take into account the 'global' works program trends provided by the asset management plan,
- The degree to which the existing and projected service levels and service consequences (what we cannot do), risks and residual risks are incorporated into the Strategic Plan and associated plans,
- The Asset Renewal Funding Ratio achieving the target of 1.0.

## 9. REFERENCES

- IPWEA, 2006, 'International Infrastructure Management Manual', Institute of Public Works Engineering Australasia, Sydney, [www.ipwea.org/IIMM](http://www.ipwea.org/IIMM)
- IPWEA, 2008, 'NAMS.PLUS Asset Management', Institute of Public Works Engineering Australasia, Sydney, [www.ipwea.org/namsplus](http://www.ipwea.org/namsplus).
- IPWEA, 2015, 2nd edn., 'Australian Infrastructure Financial Management Manual', Institute of Public Works Engineering Australasia, Sydney, [www.ipwea.org/AIFMM](http://www.ipwea.org/AIFMM).

- IPWEA, 2015, 3rd edn., 'International Infrastructure Management Manual', Institute of Public Works Engineering Australasia, Sydney, [www.ipwea.org/IIMM](http://www.ipwea.org/IIMM)
- IPWEA, 2012 LTFP Practice Note 6 PN Long Term Financial Plan, Institute of Public Works Engineering Australasia, Sydney
- Snowy-Monaro Regional Council Annual Report 2016-17
- Snowy-Monaro Regional Council Financial Statements 2016-17
- Snowy-Monaro Regional Council Operational Plan 2018

## **10. APPENDICES**

Appendix A      Projected 10 year Deferred Capital Renewal and Replacement Works Program

Appendix B      Projected 10 year Capital Renewal and Replacement Works Program

Appendix C      LTFP Budgeted Expenditures Accommodated in AM Plan

## Appendix A Projected 10-year Deferred Capital Renewal and Replacement Works Program

JRAKMS ID	Model Category	Asset Name	Renewal Cost	Risk	Expiry Year	Deferred Year	Condition
8094238	PLANT & FLEET	Nissan X-Trail 2WD	\$27,806.00	0.0972	2020	2020	3
8094243	PLANT & FLEET	Nissan X-Trail 4WD	\$37,327.00	0.0972	2020	2020	3
8094267	PLANT & FLEET	Ford Ranger 4WD	\$31,275.00	0.0972	2020	2020	3
8094120	PLANT & FLEET	Mitsubishi Triton Sngl Cab	\$30,000.00	0.058	2020	2020	3
8094123	PLANT & FLEET	Mitsubishi Triton 4wd Club Cab	\$40,000.00	0.058	2020	2020	3
8094131	PLANT & FLEET	Kubota Zero Turn Ride On	\$30,000.00	0.058	2020	2020	3
8094245	PLANT & FLEET	Hyundai iMax	\$34,597.00	0.058	2020	2020	3
8094313	PLANT & FLEET	Ford VO Transit Jumbo Van	\$42,512.00	0.058	2020	2020	3
8135169	PLANT & FLEET	Demolition Hammer	\$1,987.00	0.058	2020	2020	3
8094113	PLANT & FLEET	Kubota AD326 Ride On	\$30,000.00	0.0115	2020	2020	2
8094316	PLANT & FLEET	Demolition Hammer	\$1,774.00	0.0115	2020	2020	2
8094323	PLANT & FLEET	Road Saw	\$5,945.00	0.0115	2020	2020	2
8135164	PLANT & FLEET	Toro Ground Master 4WD	\$70,501.00	0.0115	2020	2020	2
8094194	PLANT & FLEET	Subaru Outback	\$36,575.00	0.005	2020	2020	2
8094247	PLANT & FLEET	Toyota Hilux Workmate	\$28,861.00	0.005	2020	2020	2
8094248	PLANT & FLEET	Toyota Hilux Workmate	\$22,972.00	0.005	2020	2020	2
8094219	PLANT & FLEET	Hyundai i30	\$25,261.00	0.0007	2020	2020	1
8094234	PLANT & FLEET	Subaru Outback AWD	\$37,011.00	0.0007	2020	2020	1
8094235	PLANT & FLEET	Mitsubishi Triton 4x4	\$34,977.00	0.0007	2020	2020	1
8094325	PLANT & FLEET	Ford Ranger Crew Tray 4x4	\$33,235.00	0.0007	2020	2020	1
8094329	PLANT & FLEET	Mitsubishi Triton Dual Cab 4x4	\$33,753.00	0.0007	2020	2020	1
8094330	PLANT & FLEET	Ford Ranger Crew Tray 4x4	\$33,235.00	0.0007	2020	2020	1
8094332	PLANT & FLEET	Grader Escort Ford Ranger	\$32,518.00	0.0007	2020	2020	1
8094335	PLANT & FLEET	Ford Ranger Grader Escort Vehicle	\$32,518.00	0.0007	2020	2020	1
8094205	PLANT & FLEET	Subaru Impreza	\$21,775.00	0.0001	2020	2020	1
8094224	PLANT & FLEET	Mitsubishi Triton 4x4 Dual Cab	\$35,866.00	0.0001	2020	2020	1
8094231	PLANT & FLEET	Mitsubishi Triton Cab Chassis 4x4	\$33,582.00	0.0001	2020	2020	1
8094249	PLANT & FLEET	Nissan X-Trail 4WD	\$29,238.00	0.0001	2020	2020	1
8094339	PLANT & FLEET	Ford Ranger Grader Escort	\$32,518.00	0.0001	2020	2020	1
<b>2020 Total</b>			<b>\$887,619.00</b>				
8094294	PLANT & FLEET	Landfill Compactor	\$766,014.00	0.0006	2022	2022	4
8135124	PLANT & FLEET	Jet Blaster Pressure Washer	\$2,225.00	0.0006	2022	2022	4

JRAKMS ID	Model Category	Asset Name	Renewal Cost	Risk	Expiry Year	Deferred Year	Condition
8094155	PLANT & FLEET	Mitsubishi Triton 4wd	\$33,636.00	0.0002	2022	2022	4
8094158	PLANT & FLEET	Mitsubishi Triton 4wd	\$37,706.00	0.0002	2022	2022	4
8094162	PLANT & FLEET	Nissan X-Trail 4wd	\$32,082.00	0.0002	2022	2022	4
8135163	PLANT & FLEET	7.0 kva Generator	\$4,966.00	0.0002	2022	2022	4
8094196	PLANT & FLEET	Stihl Back Pack Blower	\$1,715.00	0.0002	2022	2022	4
8094214	PLANT & FLEET	C3 Trailer 6x4	\$1,706.00	0.0002	2022	2022	4
8094282	PLANT & FLEET	Ammann Multi Tyre Roller	\$176,112.00	0.0002	2022	2022	4
8094327	PLANT & FLEET	Spray Unit	\$1,901.00	0.0002	2022	2022	4
8094337	PLANT & FLEET	John Deere Grader	\$402,141.00	0.0002	2022	2022	4
8135120	PLANT & FLEET	Dunlite 6.8kva Genset	\$4,217.00	0.0002	2022	2022	4
8135128	PLANT & FLEET	Linemarkers Trailer 6x4	\$1,654.00	0.0002	2022	2022	4
8135138	PLANT & FLEET	6X4 Resort Trailer	\$1,436.00	0.0002	2022	2022	4
8135143	PLANT & FLEET	Box Trailer	\$1,486.00	0.0002	2022	2022	4
8135148	PLANT & FLEET	Berends HD 180 Slasher	\$4,867.00	0.0002	2022	2022	4
8094198	PLANT & FLEET	Demolition Hammer	\$2,109.00	0	2022	2022	3
8094277	PLANT & FLEET	3.5T Isuzu Tipper C/Cab	\$77,878.00	0	2022	2022	3
8135082	PLANT & FLEET	Hedge Trimmer	\$1,209.00	0	2022	2022	3
8094027	PLANT & FLEET	Subaru Forester	\$34,187.00	0	2022	2022	2
8094028	PLANT & FLEET	Hyundai i30 - Pool Vehicle	\$20,877.00	0	2022	2022	2
8094034	PLANT & FLEET	Toyota Landcruiser	\$33,902.00	0	2022	2022	2
8094036	PLANT & FLEET	Ford Ranger	\$33,902.00	0	2022	2022	2
8094037	PLANT & FLEET	Toyota Camry	\$35,288.00	0	2022	2022	2
8094038	PLANT & FLEET	Isuzu D-Max (P&G / WW)	\$35,272.00	0	2022	2022	2
8094051	PLANT & FLEET	Ford Ranger	\$33,902.00	0	2022	2022	2
8094052	PLANT & FLEET	Ford Ranger	\$33,902.00	0	2022	2022	2
8094057	PLANT & FLEET	Toyota Tarago	\$48,899.00	0	2022	2022	2
8094058	PLANT & FLEET	Mahindra Pickup Dual Cab	\$34,581.00	0	2022	2022	2
8094065	PLANT & FLEET	Mahindra Utility	\$33,902.00	0	2022	2022	2
8094088	PLANT & FLEET	Nissan X-Trail	\$47,000.00	0	2022	2022	2
8094094	PLANT & FLEET	Nissan Navara 4wd	\$39,582.00	0	2022	2022	2
8094097	PLANT & FLEET	Subaru Forester	\$34,187.00	0	2022	2022	2
8094098	PLANT & FLEET	Ford Ranger	\$33,902.00	0	2022	2022	2
8094163	PLANT & FLEET	Subaru Forester	\$29,929.00	0	2022	2022	2
8094167	PLANT & FLEET	Mitsubishi Lancer - Berridale Pool Car	\$19,338.00	0	2022	2022	2

JRAKMS ID	Model Category	Asset Name	Renewal Cost	Risk	Expiry Year	Deferred Year	Condition
8094200	PLANT & FLEET	Hyundai iX35 Elite	\$26,202.00	0	2022	2022	2
8094242	PLANT & FLEET	Ford Ranger Crew Cab Tray Back	\$30,929.00	0	2022	2022	2
8094246	PLANT & FLEET	Ford Ranger 2x4	\$25,539.00	0	2022	2022	2
8094319	PLANT & FLEET	Nissan Navara 4x4	\$32,245.00	0	2022	2022	2
8094130	PLANT & FLEET	Mitsubishi Outlander	\$35,000.00	0	2022	2022	2
8094133	PLANT & FLEET	Subaru Forester	\$31,000.00	0	2022	2022	2
8094134	PLANT & FLEET	Mitsubishi Outlander AWD	\$30,000.00	0	2022	2022	2
8094135	PLANT & FLEET	Toyota Camry	\$25,000.00	0	2022	2022	2
8094136	PLANT & FLEET	Nissan X-Trail	\$32,000.00	0	2022	2022	2
8094137	PLANT & FLEET	Nissan X-Trail	\$33,000.00	0	2022	2022	2
8094138	PLANT & FLEET	Subaru Forester	\$30,000.00	0	2022	2022	2
8094147	PLANT & FLEET	Mitsubishi Outlander	\$29,382.00	0	2022	2022	2
8094148	PLANT & FLEET	Nissan Navara - Mayor	\$45,000.00	0	2022	2022	2
8094150	PLANT & FLEET	Nissan X-Trail - J.Mackay purchased	\$37,000.00	0	2022	2022	2
8094151	PLANT & FLEET	Subaru Forester	\$28,604.00	0	2022	2022	2
8094225	PLANT & FLEET	Ford Ranger PXII XL Single Cab 4x4	\$37,860.00	0	2022	2022	2
8094237	PLANT & FLEET	Subaru Outback	\$36,375.00	0	2022	2022	2
8094266	PLANT & FLEET	Subaru Impreza	\$23,049.00	0	2022	2022	2
8094312	PLANT & FLEET	Nissan Navara 4x4 Dual Cab	\$33,870.00	0	2022	2022	2
<b>2022 Total</b>			<b>\$2,739,667.00</b>				
8094265	PLANT & FLEET	Kubota Front Mower 72",59796.0000"	\$59,796.00	0	2023	2023	4
8094045	PLANT & FLEET	Tana Compactor	\$766,014.00	0.0001	2023	2023	4
8094103	PLANT & FLEET	Grader John Deere 670G - Adaminaby	\$365,167.00	0.0001	2023	2023	4
8094105	PLANT & FLEET	Volvo Excavator	\$294,155.00	0.0001	2023	2023	4
8094331	PLANT & FLEET	Grader Volvo G930	\$450,870.00	0.0001	2023	2023	4
8094334	PLANT & FLEET	Grader Volvo G930	\$450,870.00	0.0001	2023	2023	4
8094256	PLANT & FLEET	Mitsubishi Canter Tipper	\$59,762.00	0	2023	2023	4
8094306	PLANT & FLEET	Sewer Maint Truck/Crane	\$111,131.00	0	2023	2023	4
8135161	PLANT & FLEET	Recycling Trailer	\$7,455.00	0	2023	2023	4
8094064	PLANT & FLEET	Hyundai Tucson	\$28,375.00	0	2023	2023	2
8094156	PLANT & FLEET	Nissan X-Trail	\$27,581.00	0	2023	2023	2
8094157	PLANT & FLEET	Nissan X-Trail ST-L	\$32,082.00	0	2023	2023	2
8094159	PLANT & FLEET	Subaru Forester	\$28,620.00	0	2023	2023	2
8094160	PLANT & FLEET	Subaru Forester	\$31,893.00	0	2023	2023	2

JRAKMS ID	Model Category	Asset Name	Renewal Cost	Risk	Expiry Year	Deferred Year	Condition
8094161	PLANT & FLEET	Subaru Forester	\$31,893.00	0	2023	2023	2
8094165	PLANT & FLEET	Mitsubishi Lancer	\$19,338.00	0	2023	2023	2
8094166	PLANT & FLEET	Nissan X-Trail	\$29,685.00	0	2023	2023	2
8094168	PLANT & FLEET	Mitsubishi Outlander AWD	\$31,728.00	0	2023	2023	2
8094169	PLANT & FLEET	Nissan X-Trail 4wd	\$15,010.00	0	2023	2023	2
8094170	PLANT & FLEET	Isuzu D-Max 4wd Crew	\$29,847.00	0	2023	2023	2
8094219	PLANT & FLEET	Hyundai i30	\$25,261.00	0	2023	2023	1
8094234	PLANT & FLEET	Subaru Outback AWD	\$37,011.00	0	2023	2023	1
8094235	PLANT & FLEET	Mitsubishi Triton 4x4	\$34,977.00	0	2023	2023	1
8094325	PLANT & FLEET	Ford Ranger Crew Tray 4x4	\$33,235.00	0	2023	2023	1
8094329	PLANT & FLEET	Mitsubishi Triton Dual Cab 4x4	\$33,753.00	0	2023	2023	1
8094330	PLANT & FLEET	Ford Ranger Crew Tray 4x4	\$33,235.00	0	2023	2023	1
8094332	PLANT & FLEET	Grader Escort Ford Ranger	\$32,518.00	0	2023	2023	1
8094335	PLANT & FLEET	Ford Ranger Grader Escort Vehicle	\$32,518.00	0	2023	2023	1
8094078	PLANT & FLEET	Kia Carnival 8 Seater	\$67,000.00	0	2023	2023	3
8094083	PLANT & FLEET	Isuzu D-Max 4x2	\$40,000.00	0	2023	2023	3
8094086	PLANT & FLEET	Husqvarna Z Mower - Adaminaby	\$20,000.00	0	2023	2023	3
8094090	PLANT & FLEET	Isuzu D-Max - Jindabyne Landfill	\$41,400.00	0	2023	2023	3
8094251	PLANT & FLEET	Ford VM Transit Bus	\$55,529.00	0	2023	2023	3
8094259	PLANT & FLEET	3 Pump/Water Tank 4500lt"	\$1,074.00	0	2023	2023	3
8094274	PLANT & FLEET	Honda 1 1/2 Pump"	\$828.00	0	2023	2023	3
8094275	PLANT & FLEET	Core Drill Dimas	\$2,857.00	0	2023	2023	3
8094296	PLANT & FLEET	Con Cover	\$57,331.00	0	2023	2023	3
8094297	PLANT & FLEET	Mitsubishi Canter Crew Cab	\$80,326.00	0	2023	2023	3
8135059	PLANT & FLEET	Stihl Chainsaw	\$889.00	0	2023	2023	3
8135060	PLANT & FLEET	Stihl Chainsaw	\$889.00	0	2023	2023	3
8135064	PLANT & FLEET	Stihl Chainsaw	\$923.00	0	2023	2023	3
8135066	PLANT & FLEET	Stihl Chainsaw	\$744.00	0	2023	2023	3
8135068	PLANT & FLEET	Stihl Chainsaw	\$1,654.00	0	2023	2023	3
8135076	PLANT & FLEET	Honda Brush Cutter	\$921.00	0	2023	2023	3
8135079	PLANT & FLEET	Pole Saw	\$1,331.00	0	2023	2023	3
8135080	PLANT & FLEET	Stihl Trimmer	\$595.00	0	2023	2023	3
8135086	PLANT & FLEET	Stihl Hand Drill	\$1,082.00	0	2023	2023	3
8135088	PLANT & FLEET	Stihl Hand Drill	\$1,082.00	0	2023	2023	3



JRAKMS ID	Model Category	Asset Name	Renewal Cost	Risk	Expiry Year	Deferred Year	Condition
8135095	PLANT & FLEET	Flex Drive Trash Pump	\$2,158.00	0	2023	2023	3
8135109	PLANT & FLEET	Masport Mower	\$1,101.00	0	2023	2023	3
8135116	PLANT & FLEET	Toro Super Bagger Mower	\$1,420.00	0	2023	2023	3
8135123	PLANT & FLEET	Steam Cleaner	\$10,783.00	0	2023	2023	3
8135154	PLANT & FLEET	Honda 2 Pump"	\$1,033.00	0	2023	2023	3
8094119	PLANT & FLEET	Subaru Forester - POOL Vehicle Cooma Depot	\$31,000.00	0	2023	2023	2
8094236	PLANT & FLEET	Nissan X-Trail 4WD	\$36,739.00	0	2023	2023	2
8094250	PLANT & FLEET	Toyota Camry L4 Altise	\$33,253.00	0	2023	2023	2
8094092	PLANT & FLEET	Mitsubishi Triton Sngl Cab	\$33,000.00	0	2023	2023	3
8094106	PLANT & FLEET	Mitsubishi Triton with Fassi Crane	\$40,000.00	0	2023	2023	3
8094107	PLANT & FLEET	Nissan Navara 4wd	\$42,200.00	0	2023	2023	3
8094227	PLANT & FLEET	Mitsubishi Triton Utility	\$29,706.00	0	2023	2023	3
8094232	PLANT & FLEET	2 Water Pump"	\$1,026.00	0	2023	2023	3
8094273	PLANT & FLEET	Stihl Chainsaw	\$1,026.00	0	2023	2023	3
8094318	PLANT & FLEET	Concrete Saw	\$2,656.00	0	2023	2023	3
8135061	PLANT & FLEET	Chainsaw	\$1,559.00	0	2023	2023	3
8135065	PLANT & FLEET	Stihl Pole Pruner	\$1,623.00	0	2023	2023	3
8135067	PLANT & FLEET	Stihl Chainsaw	\$1,823.00	0	2023	2023	3
8135069	PLANT & FLEET	Stihl Chainsaw	\$1,623.00	0	2023	2023	3
8135070	PLANT & FLEET	Stihl Chainsaw	\$1,948.00	0	2023	2023	3
8135075	PLANT & FLEET	Stihl Chainsaw	\$395.00	0	2023	2023	3
8135084	PLANT & FLEET	Vacuum	\$2,059.00	0	2023	2023	3
8135090	PLANT & FLEET	Flextool Portable (Concrete Vibrator)	\$1,091.00	0	2023	2023	3
8135103	PLANT & FLEET	Concrete Saw	\$1,859.00	0	2023	2023	3
8135104	PLANT & FLEET	Concrete Saw	\$2,082.00	0	2023	2023	3
8135119	PLANT & FLEET	Lawnmower	\$884.00	0	2023	2023	3
8135157	PLANT & FLEET	2 Water Pump"	\$1,137.00	0	2023	2023	3
8135162	PLANT & FLEET	Stihl Chainsaw	\$422.00	0	2023	2023	3
8094205	PLANT & FLEET	Subaru Impreza	\$21,775.00	0	2023	2023	1
8094224	PLANT & FLEET	Mitsubishi Triton 4x4 Dual Cab	\$35,866.00	0	2023	2023	1
8094231	PLANT & FLEET	Mitsubishi Triton Cab Chassis 4x4	\$33,582.00	0	2023	2023	1
8094249	PLANT & FLEET	Nissan X-Trail 4WD	\$29,238.00	0	2023	2023	1
8094339	PLANT & FLEET	Ford Ranger Grader Escort	\$32,518.00	0	2023	2023	1
8094233	PLANT & FLEET	Mitsubishi Triton 4x4	\$33,755.00	0	2023	2023	1

JRAKMS ID	Model Category	Asset Name	Renewal Cost	Risk	Expiry Year	Deferred Year	Condition
8094311	PLANT & FLEET	Ford Ranger 4wd Dual Cab (Bredbo Water)	\$33,389.00	0	2023	2023	1
<b>2023 Total</b>			<b>\$4,015,964.00</b>				
8094116	PLANT & FLEET	Mitsubishi Triton 4wd Tray	\$35,000.00	0	2024	2024	2
8094206	PLANT & FLEET	Skoda Yeti 4x4 TSI	\$25,688.00	0	2024	2024	2
8094211	PLANT & FLEET	Ford Ranger Dbl Cab	\$26,273.00	0	2024	2024	2
8094239	PLANT & FLEET	Mitsubishi Triton Dual Cab 4x4	\$31,836.00	0	2024	2024	2
8094109	PLANT & FLEET	Mitsubishi Triton 4wd Dual Cab	\$40,000.00	0	2024	2024	2
8094121	PLANT & FLEET	Subaru Forester - Compliance Pool Car	\$30,000.00	0	2024	2024	2
8094127	PLANT & FLEET	Subaru Outback	\$45,000.00	0	2024	2024	2
8094132	PLANT & FLEET	Subaru Forester - @ Bombala	\$33,000.00	0	2024	2024	2
8094210	PLANT & FLEET	Hyundai Santa Fe	\$37,349.00	0	2024	2024	2
8094280	PLANT & FLEET	Nissan Navara Dual Cab 4x4	\$31,614.00	0	2024	2024	2
8094310	PLANT & FLEET	Nissan Navara Dual Cab 4x4	\$34,581.00	0	2024	2024	2
8094315	PLANT & FLEET	Mitsubishi Triton T/Top	\$30,534.00	0	2024	2024	2
<b>2024 Total</b>			<b>\$400,875.00</b>				
8135181	PLANT & FLEET	Dean Flatbed Trailer - Berridale Gardener	\$14,000.00	0	2025	2025	3
8135182	PLANT & FLEET	Atlas Copco Compressor	\$50,000.00	0	2025	2025	3
8135185	PLANT & FLEET	Dean 1600L Pontoon Fuel Trailer	\$12,000.00	0	2025	2025	3
8135187	PLANT & FLEET	Sewell Road Broom - Adamainaby	\$40,000.00	0	2025	2025	3
8135188	PLANT & FLEET	Berends EHD Slasher - Adaminaby	\$15,000.00	0	2025	2025	3
8094010	PLANT & FLEET	McConnell Boom Mower	\$35,000.00	0	2025	2025	3
8094011	PLANT & FLEET	Howard HD160 Slasher - Jindabyne	\$15,000.00	0	2025	2025	3
8094012	PLANT & FLEET	Electrical Tester	\$4,500.00	0	2025	2025	3
8094013	PLANT & FLEET	Dear Trailer Tar Pot	\$4,000.00	0	2025	2025	3
8094014	PLANT & FLEET	Dean Trailer - Jindabyne	\$8,000.00	0	2025	2025	3
8094015	PLANT & FLEET	Tipping Trailer	\$7,000.00	0	2025	2025	3
8094016	PLANT & FLEET	Victa Mower	\$705.00	0	2025	2025	3
8094017	PLANT & FLEET	Sinclair Pressurised Water Tank & Pump	\$15,000.00	0	2025	2025	3
8094018	PLANT & FLEET	Generator	\$4,000.00	0	2025	2025	3
8094019	PLANT & FLEET	Skyes Traffic Lights	\$20,000.00	0	2025	2025	3
8094020	PLANT & FLEET	Skyes Traffic Lights	\$20,000.00	0	2025	2025	3
8094021	PLANT & FLEET	Grader Cat 12H	\$320,000.00	0	2025	2025	3
8094022	PLANT & FLEET	Weedspray Trailer	\$12,000.00	0	2025	2025	3
8094023	PLANT & FLEET	Toyota Coaster	\$120,000.00	0	2025	2025	3

JRAKMS ID	Model Category	Asset Name	Renewal Cost	Risk	Expiry Year	Deferred Year	Condition
8094024	PLANT & FLEET	Mitsubishi Water Truck 6x4	\$175,000.00	0	2025	2025	3
8094025	PLANT & FLEET	Car Trailer	\$10,900.00	0	2025	2025	3
8094029	PLANT & FLEET	Isuzu NPS300	\$110,000.00	0	2025	2025	3
8094035	PLANT & FLEET	Toyota Hiace Bus	\$57,772.00	0	2025	2025	3
8094053	PLANT & FLEET	Mitsubishi Triton (P&G / WW)	\$33,902.00	0	2025	2025	3
8094060	PLANT & FLEET	Iseki Mower	\$44,000.00	0	2025	2025	3
8094061	PLANT & FLEET	Isuzu NPR400 Long	\$73,386.00	0	2025	2025	3
8094095	PLANT & FLEET	Kubota Ride On	\$35,212.00	0	2025	2025	3
8094096	PLANT & FLEET	Toro Ride On	\$35,917.00	0	2025	2025	3
8094153	PLANT & FLEET	Nissan Navara	\$36,596.00	0	2025	2025	3
8094171	PLANT & FLEET	Isuzu Tipper Dual Cab	\$110,000.00	0	2025	2025	3
8094172	PLANT & FLEET	Mitsubishi Canter	\$90,000.00	0	2025	2025	3
8094173	PLANT & FLEET	Mitsubishi Canter	\$35,272.00	0	2025	2025	3
8135074	PLANT & FLEET	Power Broom	\$1,429.00	0	2025	2025	3
8135078	PLANT & FLEET	Stihl Trimmer	\$595.00	0	2025	2025	3
8135108	PLANT & FLEET	Dynapac Rammer	\$3,431.00	0	2025	2025	3
8135125	PLANT & FLEET	Air Drill	\$1,597.00	0	2025	2025	3
8094194	PLANT & FLEET	Subaru Outback	\$36,575.00	0	2025	2025	2
8094247	PLANT & FLEET	Toyota Hilux Workmate	\$28,861.00	0	2025	2025	2
8094248	PLANT & FLEET	Toyota Hilux Workmate	\$22,972.00	0	2025	2025	2
8094240	PLANT & FLEET	Mitsubishi Triton	\$35,677.00	0	2025	2025	2
8094253	PLANT & FLEET	Mitsubishi Fuso 2T Tipper	\$58,027.00	0	2025	2025	3
8094281	PLANT & FLEET	Mitsubishi Fuso 2T Tipper	\$58,027.00	0	2025	2025	3
8094268	PLANT & FLEET	Stihl Trimmer	\$521.00	0	2025	2025	3
8094270	PLANT & FLEET	Stihl Trimmer	\$521.00	0	2025	2025	3
8094279	PLANT & FLEET	Stihl Quickcut Saw	\$1,390.00	0	2025	2025	3
8094322	PLANT & FLEET	Stihl Trimmer	\$562.00	0	2025	2025	3
8135062	PLANT & FLEET	Stihl Chainsaw	\$455.00	0	2025	2025	3
8135071	PLANT & FLEET	Stihl Chainsaw MS381 Magnum	\$2,085.00	0	2025	2025	3
8135085	PLANT & FLEET	Stihl Backpack Blower	\$870.00	0	2025	2025	3
8135113	PLANT & FLEET	Lawnmower	\$1,168.00	0	2025	2025	3
<b>2025 Total</b>			<b>\$1,818,925.00</b>				
8094219	PLANT & FLEET	Hyundai i30	\$25,261.00	0	2026	2026	1
8094234	PLANT & FLEET	Subaru Outback AWD	\$37,011.00	0	2026	2026	1

JRAKMS ID	Model Category	Asset Name	Renewal Cost	Risk	Expiry Year	Deferred Year	Condition
8094235	PLANT & FLEET	Mitsubishi Triton 4x4	\$34,977.00	0	2026	2026	1
8094325	PLANT & FLEET	Ford Ranger Crew Tray 4x4	\$33,235.00	0	2026	2026	1
8094329	PLANT & FLEET	Mitsubishi Triton Dual Cab 4x4	\$33,753.00	0	2026	2026	1
8094330	PLANT & FLEET	Ford Ranger Crew Tray 4x4	\$33,235.00	0	2026	2026	1
8094332	PLANT & FLEET	Grader Escort Ford Ranger	\$32,518.00	0	2026	2026	1
8094335	PLANT & FLEET	Ford Ranger Grader Escort Vehicle	\$32,518.00	0	2026	2026	1
8094130	PLANT & FLEET	Mitsubishi Outlander	\$35,000.00	0	2026	2026	2
8094133	PLANT & FLEET	Subaru Forester	\$31,000.00	0	2026	2026	2
8094134	PLANT & FLEET	Mitsubishi Outlander AWD	\$30,000.00	0	2026	2026	2
8094135	PLANT & FLEET	Toyota Camry	\$25,000.00	0	2026	2026	2
8094136	PLANT & FLEET	Nissan X-Trail	\$32,000.00	0	2026	2026	2
8094137	PLANT & FLEET	Nissan X-Trail	\$33,000.00	0	2026	2026	2
8094138	PLANT & FLEET	Subaru Forester	\$30,000.00	0	2026	2026	2
8094147	PLANT & FLEET	Mitsubishi Outlander	\$29,382.00	0	2026	2026	2
8094148	PLANT & FLEET	Nissan Navara - Mayor	\$45,000.00	0	2026	2026	2
8094150	PLANT & FLEET	Nissan X-Trail - J.Mackay purchased	\$37,000.00	0	2026	2026	2
8094151	PLANT & FLEET	Subaru Forester	\$28,604.00	0	2026	2026	2
8094225	PLANT & FLEET	Ford Ranger PXII XL Single Cab 4x4	\$37,860.00	0	2026	2026	2
8094237	PLANT & FLEET	Subaru Outback	\$36,375.00	0	2026	2026	2
8094266	PLANT & FLEET	Subaru Impreza	\$23,049.00	0	2026	2026	2
8094312	PLANT & FLEET	Nissan Navara 4x4 Dual Cab	\$33,870.00	0	2026	2026	2
8094139	PLANT & FLEET	Nissan Navara 4wd	\$40,000.00	0	2026	2026	3
8094140	PLANT & FLEET	Nissan Navara 4wd	\$40,000.00	0	2026	2026	3
8094141	PLANT & FLEET	Mitsubishi Triton 4wd Dual Cab	\$40,000.00	0	2026	2026	3
8094142	PLANT & FLEET	Mitsubishi Triton 4wd	\$40,000.00	0	2026	2026	3
8094143	PLANT & FLEET	Mitsubishi Triton 4wd - Jindy Depot	\$40,000.00	0	2026	2026	3
8094144	PLANT & FLEET	Mitsubishi Triton	\$30,000.00	0	2026	2026	3
8094145	PLANT & FLEET	Nissan Navara	\$30,336.00	0	2026	2026	3
8094146	PLANT & FLEET	Mitsubishi Triton Dual Cab	\$35,253.00	0	2026	2026	3
8094149	PLANT & FLEET	Ford Transit	\$85,000.00	0	2026	2026	3
8094272	PLANT & FLEET	3.5T Mitsubishi Fuso Crew Cab Tipper	\$105,605.00	0	2026	2026	3
8094314	PLANT & FLEET	Ford Ranger 4x4 Crane T/Top	\$45,833.00	0	2026	2026	3
8094317	PLANT & FLEET	2.7kva Genset	\$2,506.00	0	2026	2026	3
8094333	PLANT & FLEET	Stihl Chainsaw	\$373.00	0	2026	2026	3

JRAKMS ID	Model Category	Asset Name	Renewal Cost	Risk	Expiry Year	Deferred Year	Condition
8094336	PLANT & FLEET	Stihl Chainsaw	\$373.00	0	2026	2026	3
8094338	PLANT & FLEET	Stihl Chainsaw	\$373.00	0	2026	2026	3
8135073	PLANT & FLEET	Trimmer with Bike Handle	\$885.00	0	2026	2026	3
8135089	PLANT & FLEET	Leaf Blower	\$251.00	0	2026	2026	3
8135102	PLANT & FLEET	Concrete Quickcut Saw	\$1,146.00	0	2026	2026	3
8135130	PLANT & FLEET	Wheeled Trimmer	\$1,570.00	0	2026	2026	3
8135165	PLANT & FLEET	Wacker Plate	\$3,032.00	0	2026	2026	3
8135170	PLANT & FLEET	Demolition Hammer	\$2,067.00	0	2026	2026	3
8094205	PLANT & FLEET	Subaru Impreza	\$21,775.00	0	2026	2026	1
8094224	PLANT & FLEET	Mitsubishi Triton 4x4 Dual Cab	\$35,866.00	0	2026	2026	1
8094231	PLANT & FLEET	Mitsubishi Triton Cab Chassis 4x4	\$33,582.00	0	2026	2026	1
8094249	PLANT & FLEET	Nissan X-Trail 4WD	\$29,238.00	0	2026	2026	1
8094339	PLANT & FLEET	Ford Ranger Grader Escort	\$32,518.00	0	2026	2026	1
8094233	PLANT & FLEET	Mitsubishi Triton 4x4	\$33,755.00	0	2026	2026	1
8094311	PLANT & FLEET	Ford Ranger 4wd Dual Cab (Bredbo Water)	\$33,389.00	0	2026	2026	1
<b>2026 Total</b>			<b>\$1,514,374.00</b>				
8135151	PLANT & FLEET	Massey Ferguson Tractor	\$108,100.00	0	2027	2027	5
8094258	PLANT & FLEET	Cat Roller	\$68,126.00	0	2027	2027	4
8094113	PLANT & FLEET	Kubota AD326 Ride On	\$30,000.00	0	2027	2027	3
8135164	PLANT & FLEET	Toro Ground Master 4WD	\$70,501.00	0	2027	2027	3
8094118	PLANT & FLEET	Isuzu Truck NQR450 MR	\$100,000.00	0	2027	2027	3
8094125	PLANT & FLEET	4T Hino Truck Tipper with Crane	\$90,000.00	0	2027	2027	3
8094271	PLANT & FLEET	5T Isuzu Tipper Crew Cab Series 11	\$163,461.00	0	2027	2027	3
8094309	PLANT & FLEET	Iseki Ride On Mower	\$27,552.00	0	2027	2027	3
8094064	PLANT & FLEET	Hyundai Tucson	\$28,375.00	0	2027	2027	2
8094156	PLANT & FLEET	Nissan X-Trail	\$27,581.00	0	2027	2027	2
8094157	PLANT & FLEET	Nissan X-Trail ST-L	\$32,082.00	0	2027	2027	2
8094159	PLANT & FLEET	Subaru Forester	\$28,620.00	0	2027	2027	2
8094160	PLANT & FLEET	Subaru Forester	\$31,893.00	0	2027	2027	2
8094161	PLANT & FLEET	Subaru Forester	\$31,893.00	0	2027	2027	2
8094166	PLANT & FLEET	Nissan X-Trail	\$29,685.00	0	2027	2027	2
8094168	PLANT & FLEET	Mitsubishi Outlander AWD	\$31,728.00	0	2027	2027	2
8094169	PLANT & FLEET	Nissan X-Trail 4wd	\$15,010.00	0	2027	2027	2
8094170	PLANT & FLEET	Isuzu D-Max 4wd Crew	\$29,847.00	0	2027	2027	2

JRAKMS ID	Model Category	Asset Name	Renewal Cost	Risk	Expiry Year	Deferred Year	Condition
8094238	PLANT & FLEET	Nissan X-Trail 2WD	\$27,806.00	0	2027	2027	2
8094243	PLANT & FLEET	Nissan X-Trail 4WD	\$37,327.00	0	2027	2027	2
8094267	PLANT & FLEET	Ford Ranger 4WD	\$31,275.00	0	2027	2027	2
8135100	PLANT & FLEET	Genset 3kVA	\$5,415.00	0	2027	2027	4
8094200	PLANT & FLEET	Hyundai iX35 Elite	\$26,202.00	0	2027	2027	2
8094242	PLANT & FLEET	Ford Ranger Crew Cab Tray Back	\$30,929.00	0	2027	2027	2
8094246	PLANT & FLEET	Ford Ranger 2x4	\$25,539.00	0	2027	2027	2
8094319	PLANT & FLEET	Nissan Navara 4x4	\$32,245.00	0	2027	2027	2
8094085	PLANT & FLEET	Nissan Navara 4wd	\$35,000.00	0	2027	2027	2
8094087	PLANT & FLEET	Subaru Forester	\$30,000.00	0	2027	2027	2
8094093	PLANT & FLEET	Hyundai i40	\$28,000.00	0	2027	2027	2
8094108	PLANT & FLEET	Hyundai i30	\$30,000.00	0	2027	2027	2
<b>2027 Total</b>			<b>\$1,284,192.00</b>				
8094254	PLANT & FLEET	Mitsubishi Tipper	\$178,443.00	0	2028	2028	4
8094255	PLANT & FLEET	Recycling Truck	\$317,195.00	0	2028	2028	4
8094293	PLANT & FLEET	Hydraulic Pipe Cutter	\$18,877.00	0	2028	2028	4
8094081	PLANT & FLEET	Mack Prime Mover and Float	\$250,000.00	0	2028	2028	4
8135175	PLANT & FLEET	4wd Case Tractor (Rubber Tyred)	\$90,000.00	0	2028	2028	4
8135176	PLANT & FLEET	Case Backhoe - Jindabyne	\$51,237.00	0	2028	2028	4
8135177	PLANT & FLEET	Grader CAT	\$75,000.00	0	2028	2028	4
8094066	PLANT & FLEET	4wd Tractor Massey Ferguson - Adamainaby	\$90,000.00	0	2028	2028	4
8094067	PLANT & FLEET	Dean 800L Fuel Trailer	\$10,000.00	0	2028	2028	4
8094181	PLANT & FLEET	Post Hole Digger	\$2,695.00	0	2028	2028	4
8094190	PLANT & FLEET	Picket Post Driver	\$2,702.00	0	2028	2028	4
8094193	PLANT & FLEET	Drum Rotator	\$5,842.00	0	2028	2028	4
8094217	PLANT & FLEET	Cab Chassis Flocon Tar Truck	\$188,883.00	0	2028	2028	4
8094292	PLANT & FLEET	Aerovator	\$34,819.00	0	2028	2028	4
8094298	PLANT & FLEET	Backhoe/Loader	\$184,068.00	0	2028	2028	4
8094324	PLANT & FLEET	Super Spreader	\$1,191.00	0	2028	2028	4
8135099	PLANT & FLEET	Concrete Mixer Electric	\$918.00	0	2028	2028	4
8135110	PLANT & FLEET	Fog Maker	\$3,321.00	0	2028	2028	4
8135112	PLANT & FLEET	Battery Operated Line Marker	\$679.00	0	2028	2028	4
8135133	PLANT & FLEET	Trailer - Cage & Pump	\$1,034.00	0	2028	2028	4
8135156	PLANT & FLEET	Turf Aerator TPL	\$1,208.00	0	2028	2028	4

JRAKMS ID	Model Category	Asset Name	Renewal Cost	Risk	Expiry Year	Deferred Year	Condition
8135160	PLANT & FLEET	Signs Trailer	\$1,609.00	0	2028	2028	4
8135166	PLANT & FLEET	Concrete Mixer	\$900.00	0	2028	2028	4
8094197	PLANT & FLEET	2000lt Honda Tanker Trailer	\$16,776.00	0	2028	2028	4
8094244	PLANT & FLEET	Mobile Compressor	\$29,802.00	0	2028	2028	4
8094326	PLANT & FLEET	7x4 Trailer Education	\$4,985.00	0	2028	2028	4
8135107	PLANT & FLEET	Plate Wacker	\$3,117.00	0	2028	2028	4
8094116	PLANT & FLEET	Mitsubishi Triton 4wd Tray	\$35,000.00	0	2028	2028	2
8094206	PLANT & FLEET	Skoda Yeti 4x4 TSI	\$25,688.00	0	2028	2028	2
8094211	PLANT & FLEET	Ford Ranger Dbl Cab	\$26,273.00	0	2028	2028	2
8094239	PLANT & FLEET	Mitsubishi Triton Dual Cab 4x4	\$31,836.00	0	2028	2028	2
8094174	PLANT & FLEET	Stihl Trimmer	\$595.00	0	2028	2028	3
8094175	PLANT & FLEET	Stihl Trimmer	\$595.00	0	2028	2028	3
8094176	PLANT & FLEET	Stihl Trimmer	\$595.00	0	2028	2028	3
8094177	PLANT & FLEET	Stihl Trimmer	\$595.00	0	2028	2028	3
8094178	PLANT & FLEET	Stihl Trimmer	\$595.00	0	2028	2028	3
8094183	PLANT & FLEET	Masport Mower	\$1,101.00	0	2028	2028	3
8094191	PLANT & FLEET	Stihl Blower	\$983.00	0	2028	2028	3
8094195	PLANT & FLEET	Stihl Trimmer	\$595.00	0	2028	2028	3
8135063	PLANT & FLEET	Stihl Chainsaw	\$744.00	0	2028	2028	3
8094109	PLANT & FLEET	Mitsubishi Triton 4wd Dual Cab	\$40,000.00	0	2028	2028	2
8094121	PLANT & FLEET	Subaru Forester - Compliance Pool Car	\$30,000.00	0	2028	2028	2
8094127	PLANT & FLEET	Subaru Outback	\$45,000.00	0	2028	2028	2
8094132	PLANT & FLEET	Subaru Forester - @ Bombala	\$33,000.00	0	2028	2028	2
8094210	PLANT & FLEET	Hyundai Santa Fe	\$37,349.00	0	2028	2028	2
8094280	PLANT & FLEET	Nissan Navara Dual Cab 4x4	\$31,614.00	0	2028	2028	2
8094310	PLANT & FLEET	Nissan Navara Dual Cab 4x4	\$34,581.00	0	2028	2028	2
8094315	PLANT & FLEET	Mitsubishi Triton T/Top	\$30,534.00	0	2028	2028	2
<b>2028 Total</b>			<b>\$1,972,574.00</b>				

## Appendix B Projected 10-year Capital Renewal and Replacement Works Program

Model Category	Asset Name	Renewal Cost	Risk	Expiry Year	Funded Year	Condition	JRAKMS ID	Client ID	Renewal Need	Maintenance Need	Operations Need	Total Need	Treatment	Dimension 1
PLANT & FLEET	Viscount Amenities Caravan	\$50,000.00	25	2018	2018	5	8135184	66063	\$50,000.00	\$3,550.00	\$6,550.00	\$60,100.00	Plant & Fleet	1
PLANT & FLEET	Flocon Hino Tar Truck	\$185,000.00	25	2017	2018	5	8094068	66170	\$185,000.00	\$13,135.00	\$24,235.00	\$222,370.00	Plant & Fleet	1
PLANT & FLEET	Excavator Kubota	\$60,000.00	25	2017	2018	5	8094069	66172	\$60,000.00	\$4,260.00	\$7,860.00	\$72,120.00	Plant & Fleet	1
PLANT & FLEET	Kubota ZD Ride On	\$28,000.00	25	2017	2018	5	8094071	66174	\$28,000.00	\$1,988.00	\$3,668.00	\$33,656.00	Plant & Fleet	1
PLANT & FLEET	Kubota F3680 Ride On - Jindabyne	\$30,000.00	25	2017	2018	5	8094077	66179	\$30,000.00	\$2,130.00	\$3,930.00	\$36,060.00	Plant & Fleet	1
PLANT & FLEET	Kia Carnival 8 Seater	\$67,000.00	25	2017	2018	5	8094078	66182	\$67,000.00	\$4,757.00	\$8,777.00	\$80,534.00	Plant & Fleet	1
PLANT & FLEET	Isuzu D-Max 4x2	\$40,000.00	25	2017	2018	5	8094083	66186	\$40,000.00	\$2,840.00	\$5,240.00	\$48,080.00	Plant & Fleet	1
PLANT & FLEET	Nissan Navara 4wd	\$35,000.00	25	2017	2018	5	8094085	66188	\$35,000.00	\$2,485.00	\$4,585.00	\$42,070.00	Plant & Fleet	1
PLANT & FLEET	Husqvarna Z Mower - Adaminaby	\$20,000.00	25	2017	2018	5	8094086	66189	\$20,000.00	\$1,420.00	\$2,620.00	\$24,040.00	Plant & Fleet	1
PLANT & FLEET	Subaru Forester	\$30,000.00	25	2017	2018	5	8094087	66190	\$30,000.00	\$2,130.00	\$3,930.00	\$36,060.00	Plant & Fleet	1
PLANT & FLEET	Isuzu D-Max - Jindabyne Landfill	\$41,400.00	25	2017	2018	5	8094090	66195	\$41,400.00	\$2,939.40	\$5,423.40	\$49,762.80	Plant & Fleet	1
PLANT & FLEET	Hyundai i40	\$28,000.00	25	2017	2018	5	8094093	66201	\$28,000.00	\$1,988.00	\$3,668.00	\$33,656.00	Plant & Fleet	1
PLANT & FLEET	Hyundai i30	\$30,000.00	25	2017	2018	5	8094108	66219	\$30,000.00	\$2,130.00	\$3,930.00	\$36,060.00	Plant & Fleet	1
PLANT & FLEET	Mitsubishi Triton 4wd Tray	\$35,000.00	25	2017	2018	5	8094116	66228	\$35,000.00	\$2,485.00	\$4,585.00	\$42,070.00	Plant & Fleet	1
PLANT & FLEET	Stihl Trimmer	\$595.00	25	2017	2018	5	8094174	66486	\$595.00	\$42.25	\$77.95	\$715.19	Plant & Fleet	1
PLANT & FLEET	Stihl Trimmer	\$595.00	25	2017	2018	5	8094175	66487	\$595.00	\$42.25	\$77.95	\$715.19	Plant & Fleet	1
PLANT & FLEET	Stihl Trimmer	\$595.00	25	2017	2018	5	8094176	66488	\$595.00	\$42.25	\$77.95	\$715.19	Plant & Fleet	1
PLANT & FLEET	Stihl Trimmer	\$595.00	25	2017	2018	5	8094177	66489	\$595.00	\$42.25	\$77.95	\$715.19	Plant & Fleet	1
PLANT & FLEET	Stihl Trimmer	\$595.00	25	2017	2018	5	8094178	66490	\$595.00	\$42.25	\$77.95	\$715.19	Plant & Fleet	1
PLANT & FLEET	Masport Mower	\$1,101.00	25	2017	2018	5	8094183	66496	\$1,101.00	\$78.17	\$144.23	\$1,323.40	Plant & Fleet	1
PLANT & FLEET	Shindaiwa Pump 1 1/2",777.0000"	\$777.00	25	2017	2018	5	8094184	66497	\$777.00	\$55.17	\$101.79	\$933.95	Plant & Fleet	1
PLANT & FLEET	Travelling Irrigator	\$3,554.00	25	2017	2018	5	8094185	66498	\$3,554.00	\$252.33	\$465.57	\$4,271.91	Plant & Fleet	1
PLANT & FLEET	Stihl Blower	\$983.00	25	2017	2018	5	8094191	66504	\$983.00	\$69.79	\$128.77	\$1,181.57	Plant & Fleet	1



Model Category	Asset Name	Renewal Cost	Risk	Expiry Year	Funded Year	Condition	JRAKMS ID	Client ID	Renewal Need	Maintenance Need	Operations Need	Total Need	Treatment	Dimension 1
PLANT & FLEET	Stihl Trimmer	\$595.00	25	2017	2018	5	8094195	66509	\$595.00	\$42.25	\$77.95	\$715.19	Plant & Fleet	1
PLANT & FLEET	Hyundai iX35 Elite	\$26,202.00	25	2017	2018	5	8094200	66515	\$26,202.00	\$1,860.34	\$3,432.46	\$31,494.80	Plant & Fleet	1
PLANT & FLEET	Skoda Yeti 4x4 TSI	\$25,688.00	25	2017	2018	5	8094206	66522	\$25,688.00	\$1,823.85	\$3,365.13	\$30,876.98	Plant & Fleet	1
PLANT & FLEET	Ford Ranger Dbl Cab	\$26,273.00	25	2017	2018	5	8094211	66528	\$26,273.00	\$1,865.38	\$3,441.76	\$31,580.15	Plant & Fleet	1
PLANT & FLEET	Dual Control Sweeper	\$371,980.00	25	2017	2018	5	8094216	66533	\$371,980.00	\$26,410.58	\$48,729.38	\$447,119.96	Plant & Fleet	1
PLANT & FLEET	Hyundai i30	\$25,261.00	25	2017	2018	5	8094219	66538	\$25,261.00	\$1,793.53	\$3,309.19	\$30,363.72	Plant & Fleet	1
PLANT & FLEET	Subaru Outback AWD	\$37,011.00	25	2017	2018	5	8094234	66556	\$37,011.00	\$2,627.78	\$4,848.44	\$44,487.22	Plant & Fleet	1
PLANT & FLEET	Mitsubishi Triton 4x4	\$34,977.00	25	2017	2018	5	8094235	66557	\$34,977.00	\$2,483.37	\$4,581.99	\$42,042.35	Plant & Fleet	1
PLANT & FLEET	Mitsubishi Triton Dual Cab 4x4	\$31,836.00	25	2017	2018	5	8094239	66561	\$31,836.00	\$2,260.36	\$4,170.52	\$38,266.87	Plant & Fleet	1
PLANT & FLEET	Ford Ranger Crew Cab Tray Back	\$30,929.00	25	2017	2018	5	8094242	66564	\$30,929.00	\$2,195.96	\$4,051.70	\$37,176.66	Plant & Fleet	1
PLANT & FLEET	Ford Ranger 2x4	\$25,539.00	25	2017	2018	5	8094246	66570	\$25,539.00	\$1,813.27	\$3,345.61	\$30,697.88	Plant & Fleet	1
PLANT & FLEET	Ford VM Transit Bus	\$55,529.00	25	2017	2018	5	8094251	66575	\$55,529.00	\$3,942.56	\$7,274.30	\$66,745.86	Plant & Fleet	1
PLANT & FLEET	Mitsubishi Tipper	\$178,443.00	25	2017	2018	5	8094254	66681	\$178,443.00	\$12,669.45	\$23,376.03	\$214,488.49	Plant & Fleet	1
PLANT & FLEET	Recycling Truck	\$317,195.00	25	2017	2018	5	8094255	66682	\$317,195.00	\$22,520.85	\$41,552.55	\$381,268.39	Plant & Fleet	1
PLANT & FLEET	3 Pump/Water Tank 4500lt"	\$1,074.00	25	2017	2018	5	8094259	66722	\$1,074.00	\$76.25	\$140.69	\$1,290.95	Plant & Fleet	1
PLANT & FLEET	Honda 1 1/2 Pump"	\$828.00	25	2017	2018	5	8094274	66783	\$828.00	\$58.79	\$108.47	\$995.26	Plant & Fleet	1
PLANT & FLEET	Core Drill Dimas	\$2,857.00	25	2017	2018	5	8094275	66784	\$2,857.00	\$202.85	\$374.27	\$3,434.11	Plant & Fleet	1
PLANT & FLEET	Hydraulic Pipe Cutter	\$18,877.00	25	2017	2018	5	8094293	66803	\$18,877.00	\$1,340.27	\$2,472.89	\$22,690.15	Plant & Fleet	1
PLANT & FLEET	Con Cover	\$57,331.00	25	2017	2018	5	8094296	66806	\$57,331.00	\$4,070.50	\$7,510.36	\$68,911.86	Plant & Fleet	1
PLANT & FLEET	Mitsubishi Canter Crew Cab	\$80,326.00	25	2017	2018	5	8094297	66808	\$80,326.00	\$5,703.15	\$10,522.71	\$96,551.85	Plant & Fleet	1
PLANT & FLEET	Nissan Navara 4x4	\$32,245.00	25	2017	2018	5	8094319	66830	\$32,245.00	\$2,289.40	\$4,224.10	\$38,758.49	Plant & Fleet	1
PLANT & FLEET	Ford Ranger Crew Tray 4x4	\$33,235.00	25	2017	2018	5	8094325	66843	\$33,235.00	\$2,359.69	\$4,353.79	\$39,948.47	Plant & Fleet	1
PLANT & FLEET	Mitsubishi Triton Dual Cab 4x4	\$33,753.00	25	2017	2018	5	8094329	66869	\$33,753.00	\$2,396.46	\$4,421.64	\$40,571.11	Plant & Fleet	1
PLANT & FLEET	Ford Ranger Crew Tray 4x4	\$33,235.00	25	2017	2018	5	8094330	66880	\$33,235.00	\$2,359.69	\$4,353.79	\$39,948.47	Plant & Fleet	1
PLANT & FLEET	Grader Escort Ford Ranger	\$32,518.00	25	2017	2018	5	8094332	66936	\$32,518.00	\$2,308.78	\$4,259.86	\$39,086.64	Plant & Fleet	1

Model Category	Asset Name	Renewal Cost	Risk	Expiry Year	Funded Year	Condition	JRAKMS ID	Client ID	Renewal Need	Maintenance Need	Operations Need	Total Need	Treatment	Dimension 1
PLANT & FLEET	Ford Ranger Grader Escort Vehicle	\$32,518.00	25	2017	2018	5	8094335	66952	\$32,518.00	\$2,308.78	\$4,259.86	\$39,086.64	Plant & Fleet	1
PLANT & FLEET	Stihl Chainsaw	\$889.00	25	2017	2018	5	8135059	67101	\$889.00	\$63.12	\$116.46	\$1,068.58	Plant & Fleet	1
PLANT & FLEET	Stihl Chainsaw	\$889.00	25	2017	2018	5	8135060	67102	\$889.00	\$63.12	\$116.46	\$1,068.58	Plant & Fleet	1
PLANT & FLEET	Stihl Chainsaw	\$744.00	25	2017	2018	5	8135063	67105	\$744.00	\$52.82	\$97.46	\$894.29	Plant & Fleet	1
PLANT & FLEET	Stihl Chainsaw	\$923.00	25	2017	2018	5	8135064	67106	\$923.00	\$65.53	\$120.91	\$1,109.45	Plant & Fleet	1
PLANT & FLEET	Stihl Chainsaw	\$744.00	25	2017	2018	5	8135066	67108	\$744.00	\$52.82	\$97.46	\$894.29	Plant & Fleet	1
PLANT & FLEET	Stihl Chainsaw	\$1,654.00	25	2017	2018	5	8135068	67110	\$1,654.00	\$117.43	\$216.67	\$1,988.11	Plant & Fleet	1
PLANT & FLEET	Honda Brush Cutter	\$921.00	25	2017	2018	5	8135076	67118	\$921.00	\$65.39	\$120.65	\$1,107.04	Plant & Fleet	1
PLANT & FLEET	Pole Saw	\$1,331.00	25	2017	2018	5	8135079	67121	\$1,331.00	\$94.50	\$174.36	\$1,599.86	Plant & Fleet	1
PLANT & FLEET	Stihl Trimmer	\$595.00	25	2017	2018	5	8135080	67122	\$595.00	\$42.25	\$77.95	\$715.19	Plant & Fleet	1
PLANT & FLEET	Stihl Hand Drill	\$1,082.00	25	2017	2018	5	8135086	67128	\$1,082.00	\$76.82	\$141.74	\$1,300.56	Plant & Fleet	1
PLANT & FLEET	Stihl Hand Drill	\$1,082.00	25	2017	2018	5	8135088	67130	\$1,082.00	\$76.82	\$141.74	\$1,300.56	Plant & Fleet	1
PLANT & FLEET	Pump/Water Tank 6,900lt	\$1,149.00	25	2017	2018	5	8135092	67134	\$1,149.00	\$81.58	\$150.52	\$1,381.10	Plant & Fleet	1
PLANT & FLEET	Flex Drive Trash Pump	\$2,158.00	25	2017	2018	5	8135095	67137	\$2,158.00	\$153.22	\$282.70	\$2,593.92	Plant & Fleet	1
PLANT & FLEET	Masport Mower	\$1,101.00	25	2017	2018	5	8135109	67152	\$1,101.00	\$78.17	\$144.23	\$1,323.40	Plant & Fleet	1
PLANT & FLEET	Toro Super Bagger Mower	\$1,420.00	25	2017	2018	5	8135116	67159	\$1,420.00	\$100.82	\$186.02	\$1,706.84	Plant & Fleet	1
PLANT & FLEET	Steam Cleaner	\$10,783.00	25	2017	2018	5	8135123	67173	\$10,783.00	\$765.59	\$1,412.57	\$12,961.17	Plant & Fleet	1
PLANT & FLEET	Tank Trailer	\$1,199.00	25	2018	2018	5	8135137	67188	\$1,199.00	\$85.13	\$157.07	\$1,441.20	Plant & Fleet	1
PLANT & FLEET	Box Trailer (with Canopy)	\$1,577.00	25	2018	2018	5	8135140	67191	\$1,577.00	\$111.97	\$206.59	\$1,895.55	Plant & Fleet	1
PLANT & FLEET	7x4 Galvanised Box Trailer	\$2,273.00	25	2017	2018	5	8135146	67198	\$2,273.00	\$161.38	\$297.76	\$2,732.15	Plant & Fleet	1
PLANT & FLEET	Submersible Pump (Yellow)	\$631.00	25	2018	2018	5	8135152	67204	\$631.00	\$44.80	\$82.66	\$758.46	Plant & Fleet	1
PLANT & FLEET	Submersible Pump (Yellow)	\$631.00	25	2018	2018	5	8135153	67205	\$631.00	\$44.80	\$82.66	\$758.46	Plant & Fleet	1
PLANT & FLEET	Honda 2 Pump"	\$1,033.00	25	2017	2018	5	8135154	67206	\$1,033.00	\$73.34	\$135.32	\$1,241.67	Plant & Fleet	1
PLANT & FLEET	Mack Prime Mover and Float	\$250,000.00	20	2018	2018	5	8094081	66047	\$250,000.00	\$17,750.00	\$32,750.00	\$300,500.00	Plant & Fleet	1
PLANT & FLEET	4wd Case Tractor (Rubber Tyred)	\$90,000.00	20	2018	2018	5	8135175	66049	\$90,000.00	\$6,390.00	\$11,790.00	\$108,180.00	Plant & Fleet	1

Model Category	Asset Name	Renewal Cost	Risk	Expiry Year	Funded Year	Condition	JRAKMS ID	Client ID	Renewal Need	Maintenance Need	Operations Need	Total Need	Treatment	Dimension 1
PLANT & FLEET	Case Backhoe - Jindabyne	\$51,237.00	20	2018	2018	5	8135176	66051	\$51,237.00	\$3,637.83	\$6,712.05	\$61,586.87	Plant & Fleet	1
PLANT & FLEET	Grader CAT	\$75,000.00	20	2018	2018	5	8135177	66053	\$75,000.00	\$5,325.00	\$9,825.00	\$90,150.00	Plant & Fleet	1
PLANT & FLEET	4wd Tractor Massey Ferguson - Adamainaby	\$90,000.00	20	2018	2018	5	8094066	66168	\$90,000.00	\$6,390.00	\$11,790.00	\$108,180.00	Plant & Fleet	1
PLANT & FLEET	Dean 800L Fuel Trailer	\$10,000.00	20	2018	2018	5	8094067	66169	\$10,000.00	\$710.00	\$1,310.00	\$12,020.00	Plant & Fleet	1
PLANT & FLEET	Post Hole Digger	\$2,695.00	20	2018	2018	5	8094181	66493	\$2,695.00	\$191.35	\$353.05	\$3,239.39	Plant & Fleet	1
PLANT & FLEET	Picket Post Driver	\$2,702.00	20	2018	2018	5	8094190	66503	\$2,702.00	\$191.84	\$353.96	\$3,247.80	Plant & Fleet	1
PLANT & FLEET	Drum Rotator	\$5,842.00	20	2018	2018	5	8094193	66507	\$5,842.00	\$414.78	\$765.30	\$7,022.08	Plant & Fleet	1
PLANT & FLEET	Cab Chassis Flocon Tar Truck	\$188,883.00	20	2018	2018	5	8094217	66534	\$188,883.00	\$13,410.69	\$24,743.67	\$227,037.37	Plant & Fleet	1
PLANT & FLEET	Aerovator	\$34,819.00	20	2018	2018	5	8094292	66802	\$34,819.00	\$2,472.15	\$4,561.29	\$41,852.44	Plant & Fleet	1
PLANT & FLEET	Backhoe/Loader	\$184,068.00	20	2018	2018	5	8094298	66809	\$184,068.00	\$13,068.83	\$24,112.91	\$221,249.74	Plant & Fleet	1
PLANT & FLEET	Super Spreader	\$1,191.00	20	2018	2018	5	8094324	66839	\$1,191.00	\$84.56	\$156.02	\$1,431.58	Plant & Fleet	1
PLANT & FLEET	Concrete Mixer Electric	\$918.00	20	2018	2018	5	8135099	67142	\$918.00	\$65.18	\$120.26	\$1,103.44	Plant & Fleet	1
PLANT & FLEET	Fog Maker	\$3,321.00	20	2018	2018	5	8135110	67153	\$3,321.00	\$235.79	\$435.05	\$3,991.84	Plant & Fleet	1
PLANT & FLEET	Battery Operated Line Marker	\$679.00	20	2018	2018	5	8135112	67155	\$679.00	\$48.21	\$88.95	\$816.16	Plant & Fleet	1
PLANT & FLEET	Trailer - Cage & Pump	\$1,034.00	20	2018	2018	5	8135133	67184	\$1,034.00	\$73.41	\$135.45	\$1,242.87	Plant & Fleet	1
PLANT & FLEET	Turf Aerator TPL	\$1,208.00	20	2018	2018	5	8135156	67209	\$1,208.00	\$85.77	\$158.25	\$1,452.02	Plant & Fleet	1
PLANT & FLEET	Signs Trailer	\$1,609.00	20	2018	2018	5	8135160	67215	\$1,609.00	\$114.24	\$210.78	\$1,934.02	Plant & Fleet	1
PLANT & FLEET	Concrete Mixer	\$900.00	20	2018	2018	5	8135166	67224	\$900.00	\$63.90	\$117.90	\$1,081.80	Plant & Fleet	1
PLANT & FLEET	Mitsubishi Triton Sngl Cab	\$33,000.00	16	2018	2018	4	8094092	66199	\$33,000.00	\$2,343.00	\$4,323.00	\$39,666.00	Plant & Fleet	1
PLANT & FLEET	Mitsubishi Triton with Fassi Crane	\$40,000.00	16	2018	2018	4	8094106	66217	\$40,000.00	\$2,840.00	\$5,240.00	\$48,080.00	Plant & Fleet	1
PLANT & FLEET	Nissan Navara 4wd	\$42,200.00	16	2018	2018	4	8094107	66218	\$42,200.00	\$2,996.20	\$5,528.20	\$50,724.40	Plant & Fleet	1
PLANT & FLEET	2000lt Honda Tanker Trailer	\$16,776.00	16	2018	2018	4	8094197	66512	\$16,776.00	\$1,191.10	\$2,197.66	\$20,164.75	Plant & Fleet	1
PLANT & FLEET	Mitsubishi Triton Utility	\$29,706.00	16	2018	2018	4	8094227	66546	\$29,706.00	\$2,109.13	\$3,891.49	\$35,706.61	Plant & Fleet	1
PLANT & FLEET	2 Water Pump"	\$1,026.00	16	2018	2018	4	8094232	66553	\$1,026.00	\$72.85	\$134.41	\$1,233.25	Plant & Fleet	1
PLANT & FLEET	Mobile Compressor	\$29,802.00	16	2018	2018	4	8094244	66567	\$29,802.00	\$2,115.94	\$3,904.06	\$35,822.00	Plant & Fleet	1

Model Category	Asset Name	Renewal Cost	Risk	Expiry Year	Funded Year	Condition	JRAKMS ID	Client ID	Renewal Need	Maintenance Need	Operations Need	Total Need	Treatment	Dimension 1
PLANT & FLEET	Isuzu Crew Cab Tipper	\$88,145.00	16	2018	2018	4	8094252	66589	\$88,145.00	\$6,258.30	\$11,547.00	\$105,950.29	Plant & Fleet	1
PLANT & FLEET	Stihl Chainsaw	\$1,026.00	16	2018	2018	4	8094273	66782	\$1,026.00	\$72.85	\$134.41	\$1,233.25	Plant & Fleet	1
PLANT & FLEET	Concrete Saw	\$2,656.00	16	2018	2018	4	8094318	66829	\$2,656.00	\$188.58	\$347.94	\$3,192.51	Plant & Fleet	1
PLANT & FLEET	7x4 Trailer Education	\$4,985.00	16	2018	2018	4	8094326	66845	\$4,985.00	\$353.94	\$653.04	\$5,991.97	Plant & Fleet	1
PLANT & FLEET	Chainsaw	\$1,559.00	16	2018	2018	4	8135061	67103	\$1,559.00	\$110.69	\$204.23	\$1,873.92	Plant & Fleet	1
PLANT & FLEET	Stihl Pole Pruner	\$1,623.00	16	2018	2018	4	8135065	67107	\$1,623.00	\$115.23	\$212.61	\$1,950.85	Plant & Fleet	1
PLANT & FLEET	Stihl Chainsaw	\$1,823.00	16	2018	2018	4	8135067	67109	\$1,823.00	\$129.43	\$238.81	\$2,191.25	Plant & Fleet	1
PLANT & FLEET	Stihl Chainsaw	\$1,623.00	16	2018	2018	4	8135069	67111	\$1,623.00	\$115.23	\$212.61	\$1,950.85	Plant & Fleet	1
PLANT & FLEET	Stihl Chainsaw	\$1,948.00	16	2018	2018	4	8135070	67112	\$1,948.00	\$138.31	\$255.19	\$2,341.50	Plant & Fleet	1
PLANT & FLEET	Stihl Chainsaw	\$395.00	16	2018	2018	4	8135075	67117	\$395.00	\$28.05	\$51.75	\$474.79	Plant & Fleet	1
PLANT & FLEET	Vacuum	\$2,059.00	16	2018	2018	4	8135084	67126	\$2,059.00	\$146.19	\$269.73	\$2,474.92	Plant & Fleet	1
PLANT & FLEET	Flextool Portable (Concrete Vibrator)	\$1,091.00	16	2018	2018	4	8135090	67132	\$1,091.00	\$77.46	\$142.92	\$1,311.38	Plant & Fleet	1
PLANT & FLEET	Concrete Saw	\$1,859.00	16	2018	2018	4	8135103	67146	\$1,859.00	\$131.99	\$243.53	\$2,234.52	Plant & Fleet	1
PLANT & FLEET	Concrete Saw	\$2,082.00	16	2018	2018	4	8135104	67147	\$2,082.00	\$147.82	\$272.74	\$2,502.56	Plant & Fleet	1
PLANT & FLEET	Plate Wacker	\$3,117.00	16	2018	2018	4	8135107	67150	\$3,117.00	\$221.31	\$408.33	\$3,746.63	Plant & Fleet	1
PLANT & FLEET	Lawnmower	\$884.00	16	2018	2018	4	8135119	67162	\$884.00	\$62.76	\$115.80	\$1,062.57	Plant & Fleet	1
PLANT & FLEET	Generator 3.4Kva	\$1,584.00	16	2018	2018	4	8135121	67164	\$1,584.00	\$112.46	\$207.50	\$1,903.97	Plant & Fleet	1
PLANT & FLEET	2 Water Pump"	\$1,137.00	16	2018	2018	4	8135157	67210	\$1,137.00	\$80.73	\$148.95	\$1,366.67	Plant & Fleet	1
PLANT & FLEET	Stihl Chainsaw	\$422.00	16	2018	2018	4	8135162	67217	\$422.00	\$29.96	\$55.28	\$507.24	Plant & Fleet	1
PLANT & FLEET	Mitsubishi Triton 4wd Dual Cab	\$40,000.00	9	2018	2018	3	8094109	66221	\$40,000.00	\$2,840.00	\$5,240.00	\$48,080.00	Plant & Fleet	1
PLANT & FLEET	Subaru Forester - Compliance Pool Car	\$30,000.00	9	2018	2018	3	8094121	66236	\$30,000.00	\$2,130.00	\$3,930.00	\$36,060.00	Plant & Fleet	1
PLANT & FLEET	Subaru Outback	\$45,000.00	9	2018	2018	3	8094127	66244	\$45,000.00	\$3,195.00	\$5,895.00	\$54,090.00	Plant & Fleet	1
PLANT & FLEET	Subaru Forester - @ Bombala	\$33,000.00	9	2018	2018	3	8094132	66249	\$33,000.00	\$2,343.00	\$4,323.00	\$39,666.00	Plant & Fleet	1
PLANT & FLEET	Hyundai Santa Fe	\$37,349.00	9	2018	2018	3	8094210	66527	\$37,349.00	\$2,651.78	\$4,892.72	\$44,893.50	Plant & Fleet	1
PLANT & FLEET	Nissan Navara Dual Cab 4x4	\$31,614.00	9	2018	2018	3	8094280	66789	\$31,614.00	\$2,244.59	\$4,141.43	\$38,000.03	Plant & Fleet	1

Model Category	Asset Name	Renewal Cost	Risk	Expiry Year	Funded Year	Condition	JRAKMS ID	Client ID	Renewal Need	Maintenance Need	Operations Need	Total Need	Treatment	Dimension 1
PLANT & FLEET	Nissan Navara Dual Cab 4x4	\$34,581.00	9	2018	2018	3	8094310	66821	\$34,581.00	\$2,455.25	\$4,530.11	\$41,566.36	Plant & Fleet	1
PLANT & FLEET	Mitsubishi Triton T/Top	\$30,534.00	9	2018	2018	3	8094315	66826	\$30,534.00	\$2,167.91	\$3,999.95	\$36,701.87	Plant & Fleet	1
PLANT & FLEET	Subaru Impreza	\$21,775.00	4	2018	2018	2	8094205	66521	\$21,775.00	\$1,546.03	\$2,852.53	\$26,173.55	Plant & Fleet	1
PLANT & FLEET	Mitsubishi Triton 4x4 Dual Cab	\$35,866.00	4	2018	2018	2	8094224	66543	\$35,866.00	\$2,546.49	\$4,698.45	\$43,110.93	Plant & Fleet	1
PLANT & FLEET	Mitsubishi Triton Cab Chassis 4x4	\$33,582.00	4	2018	2018	2	8094231	66551	\$33,582.00	\$2,384.32	\$4,399.24	\$40,365.56	Plant & Fleet	1
PLANT & FLEET	Nissan X-Trail 4WD	\$29,238.00	4	2018	2018	2	8094249	66573	\$29,238.00	\$2,075.90	\$3,830.18	\$35,144.08	Plant & Fleet	1
PLANT & FLEET	Ford Ranger Grader Escort	\$32,518.00	4	2018	2018	2	8094339	66960	\$32,518.00	\$2,308.78	\$4,259.86	\$39,086.64	Plant & Fleet	1
<b>Total 2018</b>		<b>\$4,013,545.00</b>							<b>\$4,013,545.00</b>	<b>\$284,961.70</b>	<b>\$525,774.40</b>	<b>\$4,824,281.09</b>		
PLANT & FLEET	Tana GX260 Compactor - Jindy Landfill	\$520,000.00	7.8864	2019	2019	4	8094073	66177	\$520,000.00	\$36,920.00	\$68,120.00	\$625,040.00	Plant & Fleet	1
PLANT & FLEET	7x4 Trade Trailer	\$5,740.00	7.8864	2019	2019	4	8094180	66492	\$5,740.00	\$407.54	\$751.94	\$6,899.48	Plant & Fleet	1
PLANT & FLEET	Robin 1 Water Pump"	\$704.00	7.8864	2019	2019	4	8094186	66499	\$704.00	\$49.98	\$92.22	\$846.21	Plant & Fleet	1
PLANT & FLEET	Post Hole Digger	\$4,751.00	7.8864	2019	2019	4	8094287	66797	\$4,751.00	\$337.32	\$622.38	\$5,710.70	Plant & Fleet	1
PLANT & FLEET	76' Out Front Slasher"	\$9,725.00	7.8864	2019	2019	4	8094290	66800	\$9,725.00	\$690.48	\$1,273.98	\$11,689.45	Plant & Fleet	1
PLANT & FLEET	Honda Generator	\$2,531.00	7.8864	2019	2019	4	8094328	66847	\$2,531.00	\$179.70	\$331.56	\$3,042.26	Plant & Fleet	1
PLANT & FLEET	Robin 2 Trash Pump"	\$2,332.00	7.8864	2019	2019	4	8135091	67133	\$2,332.00	\$165.57	\$305.49	\$2,803.06	Plant & Fleet	1
PLANT & FLEET	Robin 2 Pump"	\$1,074.00	7.8864	2019	2019	4	8135093	67135	\$1,074.00	\$76.25	\$140.69	\$1,290.95	Plant & Fleet	1
PLANT & FLEET	Concrete Vibrator	\$1,973.00	7.8864	2019	2019	4	8135105	67148	\$1,973.00	\$140.08	\$258.46	\$2,371.55	Plant & Fleet	1
PLANT & FLEET	John Deere Tractor	\$149,103.00	7.8864	2019	2019	4	8135155	67208	\$149,103.00	\$10,586.31	\$19,532.49	\$179,221.81	Plant & Fleet	1
PLANT & FLEET	Amenities Caravan	\$65,000.00	6.3842	2019	2019	4	8094284	66793	\$65,000.00	\$4,615.00	\$8,515.00	\$78,130.00	Plant & Fleet	1
PLANT & FLEET	Subaru Forester	\$34,187.00	5.9832	2019	2019	3	8094027	66115	\$34,187.00	\$2,427.28	\$4,478.50	\$41,092.77	Plant & Fleet	1
PLANT & FLEET	Hyundai i30 - Pool Vehicle	\$20,877.00	5.9832	2019	2019	3	8094028	66116	\$20,877.00	\$1,482.27	\$2,734.89	\$25,094.15	Plant & Fleet	1
PLANT & FLEET	Toyota Landcruiser	\$33,902.00	5.9832	2019	2019	3	8094034	66123	\$33,902.00	\$2,407.04	\$4,441.16	\$40,750.20	Plant & Fleet	1
PLANT & FLEET	Ford Ranger	\$33,902.00	5.9832	2019	2019	3	8094036	66125	\$33,902.00	\$2,407.04	\$4,441.16	\$40,750.20	Plant & Fleet	1
PLANT & FLEET	Toyota Camry	\$35,288.00	5.9832	2019	2019	3	8094037	66127	\$35,288.00	\$2,505.45	\$4,622.73	\$42,416.18	Plant & Fleet	1
PLANT & FLEET	Isuzu D-Max (P&G / WW)	\$35,272.00	5.9832	2019	2019	3	8094038	66128	\$35,272.00	\$2,504.31	\$4,620.63	\$42,396.94	Plant & Fleet	1

Model Category	Asset Name	Renewal Cost	Risk	Expiry Year	Funded Year	Condition	JRAKMS ID	Client ID	Renewal Need	Maintenance Need	Operations Need	Total Need	Treatment	Dimension 1
PLANT & FLEET	Ford Ranger	\$33,902.00	5.983 2	2019	2019	3	8094051	66150	\$33,902.00	\$2,407.04	\$4,441.16	\$40,750.20	Plant & Fleet	1
PLANT & FLEET	Ford Ranger	\$33,902.00	5.983 2	2019	2019	3	8094052	66151	\$33,902.00	\$2,407.04	\$4,441.16	\$40,750.20	Plant & Fleet	1
PLANT & FLEET	Toyota Tarago	\$48,899.00	5.983 2	2019	2019	3	8094057	66156	\$48,899.00	\$3,471.83	\$6,405.77	\$58,776.60	Plant & Fleet	1
PLANT & FLEET	Mahindra Pickup Dual Cab	\$34,581.00	5.983 2	2019	2019	3	8094058	66157	\$34,581.00	\$2,455.25	\$4,530.11	\$41,566.36	Plant & Fleet	1
PLANT & FLEET	Mahindra Utility	\$33,902.00	5.983 2	2019	2019	3	8094065	66167	\$33,902.00	\$2,407.04	\$4,441.16	\$40,750.20	Plant & Fleet	1
PLANT & FLEET	Nissan X-Trail	\$47,000.00	5.983 2	2019	2019	3	8094088	66191	\$47,000.00	\$3,337.00	\$6,157.00	\$56,494.00	Plant & Fleet	1
PLANT & FLEET	Nissan Navara 4wd	\$39,582.00	5.983 2	2019	2019	3	8094094	66204	\$39,582.00	\$2,810.32	\$5,185.24	\$47,577.56	Plant & Fleet	1
PLANT & FLEET	Subaru Forester	\$34,187.00	5.983 2	2019	2019	3	8094097	66208	\$34,187.00	\$2,427.28	\$4,478.50	\$41,092.77	Plant & Fleet	1
PLANT & FLEET	Ford Ranger	\$33,902.00	5.983 2	2019	2019	3	8094098	66209	\$33,902.00	\$2,407.04	\$4,441.16	\$40,750.20	Plant & Fleet	1
PLANT & FLEET	Subaru Forester	\$29,929.00	5.983 2	2019	2019	3	8094163	66284	\$29,929.00	\$2,124.96	\$3,920.70	\$35,974.66	Plant & Fleet	1
PLANT & FLEET	Mitsubishi Lancer - Berridale Pool Car	\$19,338.00	5.983 2	2019	2019	3	8094167	66288	\$19,338.00	\$1,373.00	\$2,533.28	\$23,244.28	Plant & Fleet	1
PLANT & FLEET	Mitsubishi Fuso 2T Tipper	\$58,027.00	2.709	2019	2019	3	8094253	66593	\$58,027.00	\$4,119.92	\$7,601.54	\$69,748.45	Plant & Fleet	1
PLANT & FLEET	Mitsubishi Fuso 2T Tipper	\$58,027.00	2.709	2019	2019	3	8094281	66790	\$58,027.00	\$4,119.92	\$7,601.54	\$69,748.45	Plant & Fleet	1
PLANT & FLEET	Nissan Navara Sngl Cab 4wd	\$33,000.00	2.193 3	2019	2019	3	8094110	66222	\$33,000.00	\$2,343.00	\$4,323.00	\$39,666.00	Plant & Fleet	1
PLANT & FLEET	Nissan Navara Dual Cab	\$40,000.00	2.193 3	2019	2019	3	8094111	66223	\$40,000.00	\$2,840.00	\$5,240.00	\$48,080.00	Plant & Fleet	1
PLANT & FLEET	Ford Ranger Sngl Cab Tipper 4wd	\$40,000.00	2.193 3	2019	2019	3	8094115	66227	\$40,000.00	\$2,840.00	\$5,240.00	\$48,080.00	Plant & Fleet	1
PLANT & FLEET	Husqvarna Z RideOn Mower	\$20,000.00	2.193 3	2019	2019	3	8094117	66231	\$20,000.00	\$1,420.00	\$2,620.00	\$24,040.00	Plant & Fleet	1
PLANT & FLEET	Stihl Trimmer	\$641.00	2.193 3	2019	2019	3	8094182	66494	\$641.00	\$45.51	\$83.97	\$770.48	Plant & Fleet	1
PLANT & FLEET	Stihl Chainsaw	\$1,527.00	2.193 3	2019	2019	3	8094215	66532	\$1,527.00	\$108.42	\$200.04	\$1,835.45	Plant & Fleet	1
PLANT & FLEET	Stihl Post Hole Auger	\$1,871.00	2.193 3	2019	2019	3	8135087	67129	\$1,871.00	\$132.84	\$245.10	\$2,248.94	Plant & Fleet	1
PLANT & FLEET	Linemarker	\$7,806.00	2.193 3	2019	2019	3	8135111	67154	\$7,806.00	\$554.23	\$1,022.59	\$9,382.81	Plant & Fleet	1
PLANT & FLEET	Lawnmower	\$1,146.00	2.193 3	2019	2019	3	8135114	67157	\$1,146.00	\$81.37	\$150.13	\$1,377.49	Plant & Fleet	1
PLANT & FLEET	Lawnmower	\$1,146.00	2.193 3	2019	2019	3	8135115	67158	\$1,146.00	\$81.37	\$150.13	\$1,377.49	Plant & Fleet	1
PLANT & FLEET	Lawnmower	\$896.00	2.193 3	2019	2019	3	8135117	67160	\$896.00	\$63.62	\$117.38	\$1,076.99	Plant & Fleet	1
PLANT & FLEET	Flex Drive Trash Pump	\$2,228.00	2.193 3	2019	2019	3	8135118	67161	\$2,228.00	\$158.19	\$291.87	\$2,678.06	Plant & Fleet	1

Model Category	Asset Name	Renewal Cost	Risk	Expiry Year	Funded Year	Condition	JRAKMS ID	Client ID	Renewal Need	Maintenance Need	Operations Need	Total Need	Treatment	Dimension 1
PLANT & FLEET	Trimmer with Handle Bars	\$558.00	2.193 3	2019	2019	3	8135127	67178	\$558.00	\$39.62	\$73.10	\$670.72	Plant & Fleet	1
PLANT & FLEET	Genset 3kVA	\$5,415.00	2.055 6	2019	2019	3	8135100	67143	\$5,415.00	\$384.47	\$709.37	\$6,508.83	Plant & Fleet	1
PLANT & FLEET	Subaru Forester - POOL Vehicle Cooma Depot	\$31,000.00	0.685 2	2019	2019	2	8094119	66234	\$31,000.00	\$2,201.00	\$4,061.00	\$37,262.00	Plant & Fleet	1
PLANT & FLEET	Nissan X-Trail 4WD	\$36,739.00	0.685 2	2019	2019	2	8094236	66558	\$36,739.00	\$2,608.47	\$4,812.81	\$44,160.28	Plant & Fleet	1
PLANT & FLEET	Toyota Camry L4 Altise	\$33,253.00	0.685 2	2019	2019	2	8094250	66574	\$33,253.00	\$2,360.96	\$4,356.14	\$39,970.11	Plant & Fleet	1
PLANT & FLEET	Mitsubishi Outlander	\$35,000.00	0.39	2019	2019	2	8094130	66247	\$35,000.00	\$2,485.00	\$4,585.00	\$42,070.00	Plant & Fleet	1
PLANT & FLEET	Subaru Forester	\$31,000.00	0.39	2019	2019	2	8094133	66250	\$31,000.00	\$2,201.00	\$4,061.00	\$37,262.00	Plant & Fleet	1
PLANT & FLEET	Mitsubishi Outlander AWD	\$30,000.00	0.39	2019	2019	2	8094134	66252	\$30,000.00	\$2,130.00	\$3,930.00	\$36,060.00	Plant & Fleet	1
PLANT & FLEET	Toyota Camry	\$25,000.00	0.39	2019	2019	2	8094135	66253	\$25,000.00	\$1,775.00	\$3,275.00	\$30,050.00	Plant & Fleet	1
PLANT & FLEET	Nissan X-Trail	\$32,000.00	0.39	2019	2019	2	8094136	66254	\$32,000.00	\$2,272.00	\$4,192.00	\$38,464.00	Plant & Fleet	1
PLANT & FLEET	Nissan X-Trail	\$33,000.00	0.39	2019	2019	2	8094137	66255	\$33,000.00	\$2,343.00	\$4,323.00	\$39,666.00	Plant & Fleet	1
PLANT & FLEET	Subaru Forester	\$30,000.00	0.39	2019	2019	2	8094138	66256	\$30,000.00	\$2,130.00	\$3,930.00	\$36,060.00	Plant & Fleet	1
PLANT & FLEET	Mitsubishi Outlander	\$29,382.00	0.39	2019	2019	2	8094147	66265	\$29,382.00	\$2,086.12	\$3,849.04	\$35,317.16	Plant & Fleet	1
PLANT & FLEET	Nissan Navara - Mayor	\$45,000.00	0.39	2019	2019	2	8094148	66267	\$45,000.00	\$3,195.00	\$5,895.00	\$54,090.00	Plant & Fleet	1
PLANT & FLEET	Nissan X-Trail - J.Mackay purchased	\$37,000.00	0.39	2019	2019	2	8094150	66269	\$37,000.00	\$2,627.00	\$4,847.00	\$44,474.00	Plant & Fleet	1
PLANT & FLEET	Subaru Forester	\$28,604.00	0.39	2019	2019	2	8094151	66271	\$28,604.00	\$2,030.88	\$3,747.12	\$34,382.01	Plant & Fleet	1
PLANT & FLEET	Ford Ranger PXII XL Single Cab 4x4	\$37,860.00	0.39	2019	2019	2	8094225	66544	\$37,860.00	\$2,688.06	\$4,959.66	\$45,507.72	Plant & Fleet	1
PLANT & FLEET	Subaru Outback	\$36,375.00	0.39	2019	2019	2	8094237	66559	\$36,375.00	\$2,582.63	\$4,765.13	\$43,722.75	Plant & Fleet	1
PLANT & FLEET	Subaru Impreza	\$23,049.00	0.39	2019	2019	2	8094266	66775	\$23,049.00	\$1,636.48	\$3,019.42	\$27,704.90	Plant & Fleet	1
PLANT & FLEET	Nissan Navara 4x4 Dual Cab	\$33,870.00	0.39	2019	2019	2	8094312	66823	\$33,870.00	\$2,404.77	\$4,436.97	\$40,711.74	Plant & Fleet	1
PLANT & FLEET	Mitsubishi Triton 4x4	\$33,755.00	0.029 4	2019	2019	1	8094233	66554	\$33,755.00	\$2,396.61	\$4,421.91	\$40,573.51	Plant & Fleet	1
PLANT & FLEET	Ford Ranger 4wd Dual Cab (Bredbo Water)	\$33,389.00	0.029 4	2019	2019	1	8094311	66822	\$33,389.00	\$2,370.62	\$4,373.96	\$40,133.58	Plant & Fleet	1
<b>Total 2019</b>		<b>\$10,300,139.00</b>							<b>\$10,300,139.00</b>	<b>\$731,309.87</b>	<b>\$1,349,318.21</b>	<b>\$12,380,767.08</b>		
PLANT & FLEET	Low Loader	\$150,000.00	3.887 2	2020	2020	4	8135174	66048	\$150,000.00	\$10,650.00	\$19,650.00	\$180,300.00	Plant & Fleet	1
PLANT & FLEET	Iveco Prime Mover	\$215,949.00	3.887 2	2020	2020	4	8094218	66536	\$215,949.00	\$15,332.38	\$28,289.32	\$259,570.70	Plant & Fleet	1

Model Category	Asset Name	Renewal Cost	Risk	Expiry Year	Funded Year	Condition	JRAKMS ID	Client ID	Renewal Need	Maintenance Need	Operations Need	Total Need	Treatment	Dimension 1
PLANT & FLEET	Rotary Flail Mower	\$14,950.00	3.887 2	2020	2020	4	8094291	66801	\$14,950.00	\$1,061.45	\$1,958.45	\$17,969.90	Plant & Fleet	1
PLANT & FLEET	Concrete Mixer - Blue	\$4,600.00	2.733 4	2020	2020	4	8135101	67144	\$4,600.00	\$326.60	\$602.60	\$5,529.20	Plant & Fleet	1
PLANT & FLEET	Mower Flail	\$35,000.00	1.458 1	2020	2020	4	8094076	66046	\$35,000.00	\$2,485.00	\$4,585.00	\$42,070.00	Plant & Fleet	1
PLANT & FLEET	Free Roller	\$50,000.00	1.458 1	2020	2020	4	8135178	66054	\$50,000.00	\$3,550.00	\$6,550.00	\$60,100.00	Plant & Fleet	1
PLANT & FLEET	Free Roller	\$50,000.00	1.458 1	2020	2020	4	8135179	66055	\$50,000.00	\$3,550.00	\$6,550.00	\$60,100.00	Plant & Fleet	1
PLANT & FLEET	Dean Flat Bed Trailer	\$8,000.00	1.458 1	2020	2020	4	8135180	66059	\$8,000.00	\$568.00	\$1,048.00	\$9,616.00	Plant & Fleet	1
PLANT & FLEET	Dean Flatbed Trailer - Berridale Gardener	\$14,000.00	1.458 1	2020	2020	4	8135181	66060	\$14,000.00	\$994.00	\$1,834.00	\$16,828.00	Plant & Fleet	1
PLANT & FLEET	Atlas Copco Compressor	\$50,000.00	1.458 1	2020	2020	4	8135182	66061	\$50,000.00	\$3,550.00	\$6,550.00	\$60,100.00	Plant & Fleet	1
PLANT & FLEET	Trailer	\$5,000.00	1.458 1	2020	2020	4	8135183	66062	\$5,000.00	\$355.00	\$655.00	\$6,010.00	Plant & Fleet	1
PLANT & FLEET	Dean 1600L Pontoon Fuel Trailer	\$12,000.00	1.458 1	2020	2020	4	8135185	66064	\$12,000.00	\$852.00	\$1,572.00	\$14,424.00	Plant & Fleet	1
PLANT & FLEET	Trailer Box	\$4,000.00	1.458 1	2020	2020	4	8135186	66066	\$4,000.00	\$284.00	\$524.00	\$4,808.00	Plant & Fleet	1
PLANT & FLEET	Sewell Road Broom - Adamainaby	\$40,000.00	1.458 1	2020	2020	4	8135187	66067	\$40,000.00	\$2,840.00	\$5,240.00	\$48,080.00	Plant & Fleet	1
PLANT & FLEET	Berends EHD Slasher - Adaminaby	\$15,000.00	1.458 1	2020	2020	4	8135188	66068	\$15,000.00	\$1,065.00	\$1,965.00	\$18,030.00	Plant & Fleet	1
PLANT & FLEET	McConnell Boom Mower	\$35,000.00	1.458 1	2020	2020	4	8094010	66073	\$35,000.00	\$2,485.00	\$4,585.00	\$42,070.00	Plant & Fleet	1
PLANT & FLEET	Howard HD160 Slasher - Jindabyne	\$15,000.00	1.458 1	2020	2020	4	8094011	66074	\$15,000.00	\$1,065.00	\$1,965.00	\$18,030.00	Plant & Fleet	1
PLANT & FLEET	Electrical Tester	\$4,500.00	1.458 1	2020	2020	4	8094012	66077	\$4,500.00	\$319.50	\$589.50	\$5,409.00	Plant & Fleet	1
PLANT & FLEET	Dear Trailer Tar Pot	\$4,000.00	1.458 1	2020	2020	4	8094013	66078	\$4,000.00	\$284.00	\$524.00	\$4,808.00	Plant & Fleet	1
PLANT & FLEET	Dean Trailer - Jindabyne	\$8,000.00	1.458 1	2020	2020	4	8094014	66079	\$8,000.00	\$568.00	\$1,048.00	\$9,616.00	Plant & Fleet	1
PLANT & FLEET	Tipping Trailer	\$7,000.00	1.458 1	2020	2020	4	8094015	66080	\$7,000.00	\$497.00	\$917.00	\$8,414.00	Plant & Fleet	1
PLANT & FLEET	Victa Mower	\$705.00	1.458 1	2020	2020	4	8094016	66081	\$705.00	\$50.06	\$92.36	\$847.41	Plant & Fleet	1
PLANT & FLEET	Sinclair Pressurised Water Tank & Pump	\$15,000.00	1.458 1	2020	2020	4	8094017	66084	\$15,000.00	\$1,065.00	\$1,965.00	\$18,030.00	Plant & Fleet	1
PLANT & FLEET	Generator	\$4,000.00	1.458 1	2020	2020	4	8094018	66085	\$4,000.00	\$284.00	\$524.00	\$4,808.00	Plant & Fleet	1
PLANT & FLEET	Skyes Traffic Lights	\$20,000.00	1.458 1	2020	2020	4	8094019	66086	\$20,000.00	\$1,420.00	\$2,620.00	\$24,040.00	Plant & Fleet	1
PLANT & FLEET	Skyes Traffic Lights	\$20,000.00	1.458 1	2020	2020	4	8094020	66087	\$20,000.00	\$1,420.00	\$2,620.00	\$24,040.00	Plant & Fleet	1
PLANT & FLEET	Grader Cat 12H	\$320,000.00	1.458 1	2020	2020	4	8094021	66088	\$320,000.00	\$22,720.00	\$41,920.00	\$384,640.00	Plant & Fleet	1



Model Category	Asset Name	Renewal Cost	Risk	Expiry Year	Funded Year	Condition	JRAKMS ID	Client ID	Renewal Need	Maintenance Need	Operations Need	Total Need	Treatment	Dimension 1
PLANT & FLEET	Weedspray Trailer	\$12,000.00	1.458 1	2020	2020	4	8094022	66089	\$12,000.00	\$852.00	\$1,572.00	\$14,424.00	Plant & Fleet	1
PLANT & FLEET	Toyota Coaster	\$120,000.00	1.458 1	2020	2020	4	8094023	66091	\$120,000.00	\$8,520.00	\$15,720.00	\$144,240.00	Plant & Fleet	1
PLANT & FLEET	Mitsubishi Water Truck 6x4	\$175,000.00	1.458 1	2020	2020	4	8094024	66093	\$175,000.00	\$12,425.00	\$22,925.00	\$210,350.00	Plant & Fleet	1
PLANT & FLEET	Car Trailer	\$10,900.00	1.458 1	2020	2020	4	8094025	66113	\$10,900.00	\$773.90	\$1,427.90	\$13,101.80	Plant & Fleet	1
PLANT & FLEET	Isuzu NPS300	\$110,000.00	1.458 1	2020	2020	4	8094029	66117	\$110,000.00	\$7,810.00	\$14,410.00	\$132,220.00	Plant & Fleet	1
PLANT & FLEET	Toyota Hiace Bus	\$57,772.00	1.458 1	2020	2020	4	8094035	66124	\$57,772.00	\$4,101.81	\$7,568.13	\$69,441.94	Plant & Fleet	1
PLANT & FLEET	Mitsubishi Triton (P&G / WW)	\$33,902.00	1.458 1	2020	2020	4	8094053	66152	\$33,902.00	\$2,407.04	\$4,441.16	\$40,750.20	Plant & Fleet	1
PLANT & FLEET	Iseki Mower	\$44,000.00	1.458 1	2020	2020	4	8094060	66159	\$44,000.00	\$3,124.00	\$5,764.00	\$52,888.00	Plant & Fleet	1
PLANT & FLEET	Isuzu NPR400 Long	\$73,386.00	1.458 1	2020	2020	4	8094061	66160	\$73,386.00	\$5,210.41	\$9,613.57	\$88,209.97	Plant & Fleet	1
PLANT & FLEET	Kubota Ride On	\$35,212.00	1.458 1	2020	2020	4	8094095	66205	\$35,212.00	\$2,500.05	\$4,612.77	\$42,324.82	Plant & Fleet	1
PLANT & FLEET	Toro Ride On	\$35,917.00	1.458 1	2020	2020	4	8094096	66207	\$35,917.00	\$2,550.11	\$4,705.13	\$43,172.23	Plant & Fleet	1
PLANT & FLEET	Nissan Navara	\$36,596.00	1.458 1	2020	2020	4	8094153	66274	\$36,596.00	\$2,598.32	\$4,794.08	\$43,988.39	Plant & Fleet	1
PLANT & FLEET	Isuzu Tipper Dual Cab	\$110,000.00	1.458 1	2020	2020	4	8094171	66483	\$110,000.00	\$7,810.00	\$14,410.00	\$132,220.00	Plant & Fleet	1
PLANT & FLEET	Mitsubishi Canter	\$90,000.00	1.458 1	2020	2020	4	8094172	66484	\$90,000.00	\$6,390.00	\$11,790.00	\$108,180.00	Plant & Fleet	1
PLANT & FLEET	Mitsubishi Canter	\$35,272.00	1.458 1	2020	2020	4	8094173	66485	\$35,272.00	\$2,504.31	\$4,620.63	\$42,396.94	Plant & Fleet	1
PLANT & FLEET	Power Broom	\$1,429.00	1.458 1	2020	2020	4	8135074	67116	\$1,429.00	\$101.46	\$187.20	\$1,717.66	Plant & Fleet	1
PLANT & FLEET	Stihl Trimmer	\$595.00	1.458 1	2020	2020	4	8135078	67120	\$595.00	\$42.25	\$77.95	\$715.19	Plant & Fleet	1
PLANT & FLEET	Dynapac Rammer	\$3,431.00	1.458 1	2020	2020	4	8135108	67151	\$3,431.00	\$243.60	\$449.46	\$4,124.06	Plant & Fleet	1
PLANT & FLEET	Air Drill	\$1,597.00	1.458 1	2020	2020	4	8135125	67176	\$1,597.00	\$113.39	\$209.21	\$1,919.59	Plant & Fleet	1
PLANT & FLEET	Garbage Truck	\$500,000.00	0.66	2020	2020	4	8094080	66184	\$500,000.00	\$35,500.00	\$65,500.00	\$601,000.00	Plant & Fleet	1
PLANT & FLEET	Recycle Truck	\$500,000.00	0.66	2020	2020	4	8094082	66185	\$500,000.00	\$35,500.00	\$65,500.00	\$601,000.00	Plant & Fleet	1
PLANT & FLEET	Honda Generator	\$1,245.00	0.66	2020	2020	4	8094307	66818	\$1,245.00	\$88.40	\$163.10	\$1,496.49	Plant & Fleet	1
PLANT & FLEET	Pressure Washer	\$1,065.00	0.352 1	2020	2020	4	8094187	66500	\$1,065.00	\$75.62	\$139.52	\$1,280.13	Plant & Fleet	1
PLANT & FLEET	Generator 5.8kva	\$1,963.00	0.352 1	2020	2020	4	8094188	66501	\$1,963.00	\$139.37	\$257.15	\$2,359.53	Plant & Fleet	1
PLANT & FLEET	240lt Fuel Tank	\$525.00	0.352 1	2020	2020	4	8094288	66798	\$525.00	\$37.28	\$68.78	\$631.05	Plant & Fleet	1

Model Category	Asset Name	Renewal Cost	Risk	Expiry Year	Funded Year	Condition	JRAKMS ID	Client ID	Renewal Need	Maintenance Need	Operations Need	Total Need	Treatment	Dimension 1
PLANT & FLEET	Wacker Plate	\$2,301.00	0.352 1	2020	2020	4	8135106	67149	\$2,301.00	\$163.37	\$301.43	\$2,765.80	Plant & Fleet	1
PLANT & FLEET	Workstation	\$5,982.00	0.352 1	2020	2020	4	8135150	67202	\$5,982.00	\$424.72	\$783.64	\$7,190.36	Plant & Fleet	1
PLANT & FLEET	Hyundai Tucson	\$28,375.00	0.097 2	2020	2020	3	8094064	66166	\$28,375.00	\$2,014.63	\$3,717.13	\$34,106.75	Plant & Fleet	1
PLANT & FLEET	Nissan X-Trail	\$27,581.00	0.097 2	2020	2020	3	8094156	66277	\$27,581.00	\$1,958.25	\$3,613.11	\$33,152.36	Plant & Fleet	1
PLANT & FLEET	Nissan X-Trail ST-L	\$32,082.00	0.097 2	2020	2020	3	8094157	66278	\$32,082.00	\$2,277.82	\$4,202.74	\$38,562.56	Plant & Fleet	1
PLANT & FLEET	Subaru Forester	\$28,620.00	0.097 2	2020	2020	3	8094159	66280	\$28,620.00	\$2,032.02	\$3,749.22	\$34,401.24	Plant & Fleet	1
PLANT & FLEET	Subaru Forester	\$31,893.00	0.097 2	2020	2020	3	8094160	66281	\$31,893.00	\$2,264.40	\$4,177.98	\$38,335.39	Plant & Fleet	1
PLANT & FLEET	Subaru Forester	\$31,893.00	0.097 2	2020	2020	3	8094161	66282	\$31,893.00	\$2,264.40	\$4,177.98	\$38,335.39	Plant & Fleet	1
PLANT & FLEET	Mitsubishi Lancer	\$19,338.00	0.097 2	2020	2020	3	8094165	66286	\$19,338.00	\$1,373.00	\$2,533.28	\$23,244.28	Plant & Fleet	1
PLANT & FLEET	Nissan X-Trail	\$29,685.00	0.097 2	2020	2020	3	8094166	66287	\$29,685.00	\$2,107.64	\$3,888.74	\$35,681.37	Plant & Fleet	1
PLANT & FLEET	Mitsubishi Outlander AWD	\$31,728.00	0.097 2	2020	2020	3	8094168	66289	\$31,728.00	\$2,252.69	\$4,156.37	\$38,137.06	Plant & Fleet	1
PLANT & FLEET	Nissan X-Trail 4wd	\$15,010.00	0.097 2	2020	2020	3	8094169	66290	\$15,010.00	\$1,065.71	\$1,966.31	\$18,042.02	Plant & Fleet	1
PLANT & FLEET	Isuzu D-Max 4wd Crew	\$29,847.00	0.097 2	2020	2020	3	8094170	66291	\$29,847.00	\$2,119.14	\$3,909.96	\$35,876.09	Plant & Fleet	1
PLANT & FLEET	Stihl Trimmer	\$521.00	0.058	2020	2020	3	8094268	66777	\$521.00	\$36.99	\$68.25	\$626.24	Plant & Fleet	1
PLANT & FLEET	Stihl Trimmer	\$521.00	0.058	2020	2020	3	8094270	66779	\$521.00	\$36.99	\$68.25	\$626.24	Plant & Fleet	1
PLANT & FLEET	Stihl Quickcut Saw	\$1,390.00	0.058	2020	2020	3	8094279	66788	\$1,390.00	\$98.69	\$182.09	\$1,670.78	Plant & Fleet	1
PLANT & FLEET	Stihl Trimmer	\$562.00	0.058	2020	2020	3	8094322	66836	\$562.00	\$39.90	\$73.62	\$675.52	Plant & Fleet	1
PLANT & FLEET	Stihl Chainsaw	\$455.00	0.058	2020	2020	3	8135062	67104	\$455.00	\$32.31	\$59.61	\$546.91	Plant & Fleet	1
PLANT & FLEET	Stihl Chainsaw MS381 Magnum	\$2,085.00	0.058	2020	2020	3	8135071	67113	\$2,085.00	\$148.04	\$273.14	\$2,506.17	Plant & Fleet	1
PLANT & FLEET	Stihl Backpack Blower	\$870.00	0.058	2020	2020	3	8135085	67127	\$870.00	\$61.77	\$113.97	\$1,045.74	Plant & Fleet	1
PLANT & FLEET	Lawnmower	\$1,168.00	0.058	2020	2020	3	8135113	67156	\$1,168.00	\$82.93	\$153.01	\$1,403.94	Plant & Fleet	1
<b>Total 2020</b>		<b>\$3,435,418.00</b>							<b>\$3,435,418.00</b>	<b>\$243,914.68</b>	<b>\$450,039.76</b>	<b>\$4,129,372.44</b>		
PLANT & FLEET	Survey Equipment	\$5,283.00	0.130 2	2021	2021	4	8094208	66525	\$5,283.00	\$375.09	\$692.07	\$6,350.17	Plant & Fleet	1
PLANT & FLEET	8x5 Tandem Trailer	\$3,562.00	0.130 2	2021	2021	4	8094213	66530	\$3,562.00	\$252.90	\$466.62	\$4,281.52	Plant & Fleet	1
PLANT & FLEET	Welder Generator	\$9,160.00	0.130 2	2021	2021	4	8094226	66545	\$9,160.00	\$650.36	\$1,199.96	\$11,010.32	Plant & Fleet	1

Model Category	Asset Name	Renewal Cost	Risk	Expiry Year	Funded Year	Condition	JRAKMS ID	Client ID	Renewal Need	Maintenance Need	Operations Need	Total Need	Treatment	Dimension 1
PLANT & FLEET	Portable Emulsion Pump	\$1,730.00	0.130 2	2021	2021	4	8094260	66734	\$1,730.00	\$122.83	\$226.63	\$2,079.46	Plant & Fleet	1
PLANT & FLEET	Chainsaw	\$704.00	0.130 2	2021	2021	4	8094302	66813	\$704.00	\$49.98	\$92.22	\$846.21	Plant & Fleet	1
PLANT & FLEET	7x4 Gal Trailer	\$2,365.00	0.130 2	2021	2021	4	8094304	66815	\$2,365.00	\$167.92	\$309.82	\$2,842.73	Plant & Fleet	1
PLANT & FLEET	Lawn Edger	\$1,022.00	0.130 2	2021	2021	4	8135083	67125	\$1,022.00	\$72.56	\$133.88	\$1,228.44	Plant & Fleet	1
PLANT & FLEET	15lb Rock Drill	\$1,739.00	0.130 2	2021	2021	4	8135126	67177	\$1,739.00	\$123.47	\$227.81	\$2,090.28	Plant & Fleet	1
PLANT & FLEET	Compressor	\$584.00	0.130 2	2021	2021	4	8135131	67182	\$584.00	\$41.46	\$76.50	\$701.97	Plant & Fleet	1
PLANT & FLEET	4WD Tractor New Holland	\$77,938.00	0.130 2	2021	2021	4	8135135	67186	\$77,938.00	\$5,533.60	\$10,209.88	\$93,681.48	Plant & Fleet	1
PLANT & FLEET	Nissan X-Trail 2WD	\$27,806.00	0.097	2020	2021	5	8094238	66560	\$27,806.00	\$1,974.23	\$3,642.59	\$33,422.81	Plant & Fleet	1
PLANT & FLEET	Nissan X-Trail 4WD	\$37,327.00	0.097	2020	2021	5	8094243	66565	\$37,327.00	\$2,650.22	\$4,889.84	\$44,867.05	Plant & Fleet	1
PLANT & FLEET	Ford Ranger 4WD	\$31,275.00	0.097	2020	2021	5	8094267	66776	\$31,275.00	\$2,220.53	\$4,097.03	\$37,592.55	Plant & Fleet	1
PLANT & FLEET	Mitsubishi Triton Sngl Cab	\$30,000.00	0.057 8	2020	2021	4	8094120	66235	\$30,000.00	\$2,130.00	\$3,930.00	\$36,060.00	Plant & Fleet	1
PLANT & FLEET	Mitsubishi Triton 4wd Club Cab	\$40,000.00	0.057 8	2020	2021	4	8094123	66239	\$40,000.00	\$2,840.00	\$5,240.00	\$48,080.00	Plant & Fleet	1
PLANT & FLEET	Kubota Zero Turn Ride On	\$30,000.00	0.057 8	2020	2021	4	8094131	66248	\$30,000.00	\$2,130.00	\$3,930.00	\$36,060.00	Plant & Fleet	1
PLANT & FLEET	Hyundai iMax	\$34,597.00	0.057 8	2020	2021	4	8094245	66569	\$34,597.00	\$2,456.39	\$4,532.21	\$41,585.59	Plant & Fleet	1
PLANT & FLEET	Ford VO Transit Jumbo Van	\$42,512.00	0.057 8	2020	2021	4	8094313	66824	\$42,512.00	\$3,018.35	\$5,569.07	\$51,099.42	Plant & Fleet	1
PLANT & FLEET	Demolition Hammer	\$1,987.00	0.057 8	2020	2021	4	8135169	67231	\$1,987.00	\$141.08	\$260.30	\$2,388.37	Plant & Fleet	1
PLANT & FLEET	Mitsubishi Triton	\$26,960.00	0.009 3	2021	2021	4	8094229	66549	\$26,960.00	\$1,914.16	\$3,531.76	\$32,405.92	Plant & Fleet	1
PLANT & FLEET	Water Snorter (Pipeline Maint)	\$200,000.00	0.009 3	2021	2021	4	8094305	66816	\$200,000.00	\$14,200.00	\$26,200.00	\$240,400.00	Plant & Fleet	1
PLANT & FLEET	Subaru Outback	\$36,575.00	0.005	2020	2021	4	8094194	66508	\$36,575.00	\$2,596.83	\$4,791.33	\$43,963.15	Plant & Fleet	1
PLANT & FLEET	Toyota Hilux Workmate	\$28,861.00	0.005	2020	2021	4	8094247	66571	\$28,861.00	\$2,049.13	\$3,780.79	\$34,690.92	Plant & Fleet	1
PLANT & FLEET	Toyota Hilux Workmate	\$22,972.00	0.005	2020	2021	4	8094248	66572	\$22,972.00	\$1,631.01	\$3,009.33	\$27,612.34	Plant & Fleet	1
PLANT & FLEET	Mitsubishi Triton	\$35,677.00	0.005	2021	2021	4	8094240	66562	\$35,677.00	\$2,533.07	\$4,673.69	\$42,883.75	Plant & Fleet	1
PLANT & FLEET	Kubota AD326 Ride On	\$30,000.00	0.003 5	2020	2021	3	8094113	66225	\$30,000.00	\$2,130.00	\$3,930.00	\$36,060.00	Plant & Fleet	1
PLANT & FLEET	Demolition Hammer	\$1,774.00	0.003 5	2020	2021	3	8094316	66827	\$1,774.00	\$125.95	\$232.39	\$2,132.35	Plant & Fleet	1
PLANT & FLEET	Road Saw	\$5,945.00	0.003 5	2020	2021	3	8094323	66837	\$5,945.00	\$422.10	\$778.80	\$7,145.89	Plant & Fleet	1

Model Category	Asset Name	Renewal Cost	Risk	Expiry Year	Funded Year	Condition	JRAKMS ID	Client ID	Renewal Need	Maintenance Need	Operations Need	Total Need	Treatment	Dimension 1
PLANT & FLEET	Toro Ground Master 4WD	\$70,501.00	0.003 5	2020	2021	3	8135164	67219	\$70,501.00	\$5,005.57	\$9,235.63	\$84,742.20	Plant & Fleet	1
PLANT & FLEET	Isuzu Truck NQR450 MR	\$100,000.00	0.003 5	2021	2021	3	8094118	66233	\$100,000.00	\$7,100.00	\$13,100.00	\$120,200.00	Plant & Fleet	1
PLANT & FLEET	4T Hino Truck Tipper with Crane	\$90,000.00	0.003 5	2021	2021	3	8094125	66242	\$90,000.00	\$6,390.00	\$11,790.00	\$108,180.00	Plant & Fleet	1
PLANT & FLEET	5T Isuzu Tipper Crew Cab Series 11	\$163,461.00	0.003 5	2021	2021	3	8094271	66780	\$163,461.00	\$11,605.73	\$21,413.39	\$196,480.12	Plant & Fleet	1
PLANT & FLEET	Iseki Ride On Mower	\$27,552.00	0.003 5	2021	2021	3	8094309	66820	\$27,552.00	\$1,956.19	\$3,609.31	\$33,117.50	Plant & Fleet	1
PLANT & FLEET	6T Hino Truck Tipper	\$125,000.00	0.001 4	2021	2021	3	8094099	66210	\$125,000.00	\$8,875.00	\$16,375.00	\$150,250.00	Plant & Fleet	1
PLANT & FLEET	4.5T Hino Truck Tipper	\$90,000.00	0.001 4	2021	2021	3	8094100	66211	\$90,000.00	\$6,390.00	\$11,790.00	\$108,180.00	Plant & Fleet	1
PLANT & FLEET	4.5T Hino Truck Tipper	\$90,000.00	0.001 4	2021	2021	3	8094101	66212	\$90,000.00	\$6,390.00	\$11,790.00	\$108,180.00	Plant & Fleet	1
PLANT & FLEET	Isuzu Tipper 6T	\$91,485.00	0.001 4	2021	2021	3	8094264	66764	\$91,485.00	\$6,495.44	\$11,984.54	\$109,964.97	Plant & Fleet	1
PLANT & FLEET	5.7kVA Generator	\$1,846.00	0.001 4	2021	2021	3	8135122	67165	\$1,846.00	\$131.07	\$241.83	\$2,218.89	Plant & Fleet	1
PLANT & FLEET	Hyundai i30	\$25,261.00	0.000 7	2020	2021	2	8094219	66538	\$25,261.00	\$1,793.53	\$3,309.19	\$30,363.72	Plant & Fleet	1
PLANT & FLEET	Subaru Outback AWD	\$37,011.00	0.000 7	2020	2021	2	8094234	66556	\$37,011.00	\$2,627.78	\$4,848.44	\$44,487.22	Plant & Fleet	1
PLANT & FLEET	Mitsubishi Triton 4x4	\$34,977.00	0.000 7	2020	2021	2	8094235	66557	\$34,977.00	\$2,483.37	\$4,581.99	\$42,042.35	Plant & Fleet	1
PLANT & FLEET	Ford Ranger Crew Tray 4x4	\$33,235.00	0.000 7	2020	2021	2	8094325	66843	\$33,235.00	\$2,359.69	\$4,353.79	\$39,948.47	Plant & Fleet	1
PLANT & FLEET	Mitsubishi Triton Dual Cab 4x4	\$33,753.00	0.000 7	2020	2021	2	8094329	66869	\$33,753.00	\$2,396.46	\$4,421.64	\$40,571.11	Plant & Fleet	1
PLANT & FLEET	Ford Ranger Crew Tray 4x4	\$33,235.00	0.000 7	2020	2021	2	8094330	66880	\$33,235.00	\$2,359.69	\$4,353.79	\$39,948.47	Plant & Fleet	1
PLANT & FLEET	Grader Escort Ford Ranger	\$32,518.00	0.000 7	2020	2021	2	8094332	66936	\$32,518.00	\$2,308.78	\$4,259.86	\$39,086.64	Plant & Fleet	1
PLANT & FLEET	Ford Ranger Grader Escort Vehicle	\$32,518.00	0.000 7	2020	2021	2	8094335	66952	\$32,518.00	\$2,308.78	\$4,259.86	\$39,086.64	Plant & Fleet	1
PLANT & FLEET	Nissan Navara 4wd	\$40,000.00	0.000 2	2021	2021	3	8094139	66257	\$40,000.00	\$2,840.00	\$5,240.00	\$48,080.00	Plant & Fleet	1
PLANT & FLEET	Nissan Navara 4wd	\$40,000.00	0.000 2	2021	2021	3	8094140	66258	\$40,000.00	\$2,840.00	\$5,240.00	\$48,080.00	Plant & Fleet	1
PLANT & FLEET	Mitsubishi Triton 4wd Dual Cab	\$40,000.00	0.000 2	2021	2021	3	8094141	66259	\$40,000.00	\$2,840.00	\$5,240.00	\$48,080.00	Plant & Fleet	1
PLANT & FLEET	Mitsubishi Triton 4wd	\$40,000.00	0.000 2	2021	2021	3	8094142	66260	\$40,000.00	\$2,840.00	\$5,240.00	\$48,080.00	Plant & Fleet	1
PLANT & FLEET	Mitsubishi Triton 4wd - Jindy Depot	\$40,000.00	0.000 2	2021	2021	3	8094143	66261	\$40,000.00	\$2,840.00	\$5,240.00	\$48,080.00	Plant & Fleet	1
PLANT & FLEET	Mitsubishi Triton	\$30,000.00	0.000 2	2021	2021	3	8094144	66262	\$30,000.00	\$2,130.00	\$3,930.00	\$36,060.00	Plant & Fleet	1
PLANT & FLEET	Nissan Navara	\$30,336.00	0.000 2	2021	2021	3	8094145	66263	\$30,336.00	\$2,153.86	\$3,974.02	\$36,463.87	Plant & Fleet	1

Model Category	Asset Name	Renewal Cost	Risk	Expiry Year	Funded Year	Condition	JRAKMS ID	Client ID	Renewal Need	Maintenance Need	Operations Need	Total Need	Treatment	Dimension 1
PLANT & FLEET	Mitsubishi Triton Dual Cab	\$35,253.00	0.000 2	2021	2021	3	8094146	66264	\$35,253.00	\$2,502.96	\$4,618.14	\$42,374.11	Plant & Fleet	1
PLANT & FLEET	Ford Transit	\$85,000.00	0.000 2	2021	2021	3	8094149	66268	\$85,000.00	\$6,035.00	\$11,135.00	\$102,170.00	Plant & Fleet	1
PLANT & FLEET	Pole Saw	\$1,585.00	0.000 2	2021	2021	3	8094189	66502	\$1,585.00	\$112.54	\$207.64	\$1,905.17	Plant & Fleet	1
PLANT & FLEET	Honda Pump WX10T	\$992.00	0.000 2	2021	2021	3	8094201	66516	\$992.00	\$70.43	\$129.95	\$1,192.38	Plant & Fleet	1
PLANT & FLEET	Honda Pump WX10T	\$992.00	0.000 2	2021	2021	3	8094202	66517	\$992.00	\$70.43	\$129.95	\$1,192.38	Plant & Fleet	1
PLANT & FLEET	Honda Pump WX10T	\$992.00	0.000 2	2021	2021	3	8094203	66518	\$992.00	\$70.43	\$129.95	\$1,192.38	Plant & Fleet	1
PLANT & FLEET	Pressure Washer	\$1,003.00	0.000 2	2021	2021	3	8094207	66524	\$1,003.00	\$71.21	\$131.39	\$1,205.61	Plant & Fleet	1
PLANT & FLEET	Lawnmower	\$699.00	0.000 2	2021	2021	3	8094209	66526	\$699.00	\$49.63	\$91.57	\$840.20	Plant & Fleet	1
PLANT & FLEET	Stihl Chainsaw	\$373.00	0.000 2	2021	2021	3	8094212	66529	\$373.00	\$26.48	\$48.86	\$448.35	Plant & Fleet	1
PLANT & FLEET	Stihl Trimmer	\$553.00	0.000 2	2021	2021	3	8094220	66539	\$553.00	\$39.26	\$72.44	\$664.71	Plant & Fleet	1
PLANT & FLEET	Husqvarna Mower	\$772.00	0.000 2	2021	2021	3	8094221	66540	\$772.00	\$54.81	\$101.13	\$927.94	Plant & Fleet	1
PLANT & FLEET	Husqvarna Hedgetrimmer	\$772.00	0.000 2	2021	2021	3	8094222	66541	\$772.00	\$54.81	\$101.13	\$927.94	Plant & Fleet	1
PLANT & FLEET	Husqvarna Blower	\$454.00	0.000 2	2021	2021	3	8094223	66542	\$454.00	\$32.23	\$59.47	\$545.71	Plant & Fleet	1
PLANT & FLEET	Trimmer	\$637.00	0.000 2	2021	2021	3	8094263	66763	\$637.00	\$45.23	\$83.45	\$765.67	Plant & Fleet	1
PLANT & FLEET	Stihl Trimmer	\$521.00	0.000 2	2021	2021	3	8094269	66778	\$521.00	\$36.99	\$68.25	\$626.24	Plant & Fleet	1
PLANT & FLEET	3.5T Mitsubishi Fuso Crew Cab Tipper	\$105,605.00	0.000 2	2021	2021	3	8094272	66781	\$105,605.00	\$7,497.96	\$13,834.26	\$126,937.21	Plant & Fleet	1
PLANT & FLEET	Pressure Washer	\$1,116.00	0.000 2	2021	2021	3	8094276	66785	\$1,116.00	\$79.24	\$146.20	\$1,341.43	Plant & Fleet	1
PLANT & FLEET	Ford Ranger 4x4 Crane T/Top	\$45,833.00	0.000 2	2021	2021	3	8094314	66825	\$45,833.00	\$3,254.14	\$6,004.12	\$55,091.27	Plant & Fleet	1
PLANT & FLEET	2.7kva Genset	\$2,506.00	0.000 2	2021	2021	3	8094317	66828	\$2,506.00	\$177.93	\$328.29	\$3,012.21	Plant & Fleet	1
PLANT & FLEET	Stihl Chainsaw	\$373.00	0.000 2	2021	2021	3	8094333	66950	\$373.00	\$26.48	\$48.86	\$448.35	Plant & Fleet	1
PLANT & FLEET	Stihl Chainsaw	\$373.00	0.000 2	2021	2021	3	8094336	66953	\$373.00	\$26.48	\$48.86	\$448.35	Plant & Fleet	1
PLANT & FLEET	Stihl Chainsaw	\$373.00	0.000 2	2021	2021	3	8094338	66959	\$373.00	\$26.48	\$48.86	\$448.35	Plant & Fleet	1
PLANT & FLEET	Trimmer with Bike Handle	\$885.00	0.000 2	2021	2021	3	8135073	67115	\$885.00	\$62.84	\$115.94	\$1,063.77	Plant & Fleet	1
PLANT & FLEET	Leaf Blower	\$251.00	0.000 2	2021	2021	3	8135089	67131	\$251.00	\$17.82	\$32.88	\$301.70	Plant & Fleet	1
PLANT & FLEET	Concrete Quickcut Saw	\$1,146.00	0.000 2	2021	2021	3	8135102	67145	\$1,146.00	\$81.37	\$150.13	\$1,377.49	Plant & Fleet	1

Model Category	Asset Name	Renewal Cost	Risk	Expiry Year	Funded Year	Condition	JRAKMS ID	Client ID	Renewal Need	Maintenance Need	Operations Need	Total Need	Treatment	Dimension 1
PLANT & FLEET	Wheeled Trimmer	\$1,570.00	0.000 2	2021	2021	3	8135130	67181	\$1,570.00	\$111.47	\$205.67	\$1,887.14	Plant & Fleet	1
PLANT & FLEET	Wacker Plate	\$3,032.00	0.000 2	2021	2021	3	8135165	67221	\$3,032.00	\$215.27	\$397.19	\$3,644.46	Plant & Fleet	1
PLANT & FLEET	Demolition Hammer	\$2,067.00	0.000 2	2021	2021	3	8135170	67232	\$2,067.00	\$146.76	\$270.78	\$2,484.53	Plant & Fleet	1
PLANT & FLEET	Subaru Impreza	\$21,775.00	0.000 1	2020	2021	2	8094205	66521	\$21,775.00	\$1,546.03	\$2,852.53	\$26,173.55	Plant & Fleet	1
PLANT & FLEET	Mitsubishi Triton 4x4 Dual Cab	\$35,866.00	0.000 1	2020	2021	2	8094224	66543	\$35,866.00	\$2,546.49	\$4,698.45	\$43,110.93	Plant & Fleet	1
PLANT & FLEET	Mitsubishi Triton Cab Chassis 4x4	\$33,582.00	0.000 1	2020	2021	2	8094231	66551	\$33,582.00	\$2,384.32	\$4,399.24	\$40,365.56	Plant & Fleet	1
PLANT & FLEET	Nissan X-Trail 4WD	\$29,238.00	0.000 1	2020	2021	2	8094249	66573	\$29,238.00	\$2,075.90	\$3,830.18	\$35,144.08	Plant & Fleet	1
PLANT & FLEET	Ford Ranger Grader Escort	\$32,518.00	0.000 1	2020	2021	2	8094339	66960	\$32,518.00	\$2,308.78	\$4,259.86	\$39,086.64	Plant & Fleet	1
PLANT & FLEET	Nissan Navara 4wd	\$35,000.00	0	2021	2021	2	8094085	66188	\$35,000.00	\$2,485.00	\$4,585.00	\$42,070.00	Plant & Fleet	1
PLANT & FLEET	Subaru Forester	\$30,000.00	0	2021	2021	2	8094087	66190	\$30,000.00	\$2,130.00	\$3,930.00	\$36,060.00	Plant & Fleet	1
PLANT & FLEET	Hyundai i40	\$28,000.00	0	2021	2021	2	8094093	66201	\$28,000.00	\$1,988.00	\$3,668.00	\$33,656.00	Plant & Fleet	1
PLANT & FLEET	Hyundai i30	\$30,000.00	0	2021	2021	2	8094108	66219	\$30,000.00	\$2,130.00	\$3,930.00	\$36,060.00	Plant & Fleet	1
PLANT & FLEET	Mitsubishi Triton 4wd Tray	\$35,000.00	0	2021	2021	2	8094116	66228	\$35,000.00	\$2,485.00	\$4,585.00	\$42,070.00	Plant & Fleet	1
PLANT & FLEET	Skoda Yeti 4x4 TSI	\$25,688.00	0	2021	2021	2	8094206	66522	\$25,688.00	\$1,823.85	\$3,365.13	\$30,876.98	Plant & Fleet	1
PLANT & FLEET	Ford Ranger Dbl Cab	\$26,273.00	0	2021	2021	2	8094211	66528	\$26,273.00	\$1,865.38	\$3,441.76	\$31,580.15	Plant & Fleet	1
PLANT & FLEET	Mitsubishi Triton Dual Cab 4x4	\$31,836.00	0	2021	2021	2	8094239	66561	\$31,836.00	\$2,260.36	\$4,170.52	\$38,266.87	Plant & Fleet	1
PLANT & FLEET	Mitsubishi Triton 4wd Dual Cab	\$40,000.00	0	2021	2021	2	8094109	66221	\$40,000.00	\$2,840.00	\$5,240.00	\$48,080.00	Plant & Fleet	1
PLANT & FLEET	Subaru Forester - Compliance Pool Car	\$30,000.00	0	2021	2021	2	8094121	66236	\$30,000.00	\$2,130.00	\$3,930.00	\$36,060.00	Plant & Fleet	1
PLANT & FLEET	Subaru Outback	\$45,000.00	0	2021	2021	2	8094127	66244	\$45,000.00	\$3,195.00	\$5,895.00	\$54,090.00	Plant & Fleet	1
PLANT & FLEET	Subaru Forester - @ Bombala	\$33,000.00	0	2021	2021	2	8094132	66249	\$33,000.00	\$2,343.00	\$4,323.00	\$39,666.00	Plant & Fleet	1
PLANT & FLEET	Hyundai Santa Fe	\$37,349.00	0	2021	2021	2	8094210	66527	\$37,349.00	\$2,651.78	\$4,892.72	\$44,893.50	Plant & Fleet	1
PLANT & FLEET	Nissan Navara Dual Cab 4x4	\$31,614.00	0	2021	2021	2	8094280	66789	\$31,614.00	\$2,244.59	\$4,141.43	\$38,000.03	Plant & Fleet	1
PLANT & FLEET	Nissan Navara Dual Cab 4x4	\$34,581.00	0	2021	2021	2	8094310	66821	\$34,581.00	\$2,455.25	\$4,530.11	\$41,566.36	Plant & Fleet	1
PLANT & FLEET	Mitsubishi Triton T/Top	\$30,534.00	0	2021	2021	2	8094315	66826	\$30,534.00	\$2,167.91	\$3,999.95	\$36,701.87	Plant & Fleet	1
PLANT & FLEET	Mitsubishi Triton 4x4	\$33,755.00	0	2021	2021	1	8094233	66554	\$33,755.00	\$2,396.61	\$4,421.91	\$40,573.51	Plant & Fleet	1

Model Category	Asset Name	Renewal Cost	Risk	Expiry Year	Funded Year	Condition	JRAKMS ID	Client ID	Renewal Need	Maintenance Need	Operations Need	Total Need	Treatment	Dimension 1
PLANT & FLEET	Ford Ranger 4wd Dual Cab (Bredbo Water)	\$33,389.00	0	2021	2021	1	8094311	66822	\$33,389.00	\$2,370.62	\$4,373.96	\$40,133.58	Plant & Fleet	1
<b>Total 2021</b>		<b>\$3,180,770.00</b>							<b>\$3,180,770.00</b>	<b>\$225,834.67</b>	<b>\$416,680.87</b>	<b>\$3,823,285.54</b>		
PLANT & FLEET	Seca Jetta	\$74,155.00	0.0865	2022	2022	4	8094026	66114	\$74,155.00	\$5,265.01	\$9,714.31	\$89,134.31	Plant & Fleet	1
PLANT & FLEET	Bobcat Tele Handler	\$100,000.00	0.0865	2022	2022	4	8094031	66119	\$100,000.00	\$7,100.00	\$13,100.00	\$120,200.00	Plant & Fleet	1
PLANT & FLEET	Backhoe Terex	\$180,000.00	0.0865	2022	2022	4	8094039	66129	\$180,000.00	\$12,780.00	\$23,580.00	\$216,360.00	Plant & Fleet	1
PLANT & FLEET	Forklift Toyota	\$25,000.00	0.0865	2022	2022	4	8094040	66130	\$25,000.00	\$1,775.00	\$3,275.00	\$30,050.00	Plant & Fleet	1
PLANT & FLEET	Mini Excavator & Trailer	\$60,000.00	0.0865	2022	2022	4	8094041	66131	\$60,000.00	\$4,260.00	\$7,860.00	\$72,120.00	Plant & Fleet	1
PLANT & FLEET	Dynapac Padfoot Roller	\$290,000.00	0.0865	2022	2022	4	8094042	66132	\$290,000.00	\$20,590.00	\$37,990.00	\$348,580.00	Plant & Fleet	1
PLANT & FLEET	Case Tractor	\$140,000.00	0.0865	2022	2022	4	8094043	66133	\$140,000.00	\$9,940.00	\$18,340.00	\$168,280.00	Plant & Fleet	1
PLANT & FLEET	Backhoe JCB	\$195,507.00	0.0865	2022	2022	4	8094044	66135	\$195,507.00	\$13,881.00	\$25,611.42	\$234,999.41	Plant & Fleet	1
PLANT & FLEET	Bomag Roller	\$250,000.00	0.0865	2022	2022	4	8094046	66138	\$250,000.00	\$17,750.00	\$32,750.00	\$300,500.00	Plant & Fleet	1
PLANT & FLEET	Iveco Stralis	\$141,000.00	0.0865	2022	2022	4	8094047	66142	\$141,000.00	\$10,011.00	\$18,471.00	\$169,482.00	Plant & Fleet	1
PLANT & FLEET	Hino Tipper FS270	\$180,000.00	0.0865	2022	2022	4	8094048	66144	\$180,000.00	\$12,780.00	\$23,580.00	\$216,360.00	Plant & Fleet	1
PLANT & FLEET	Tar Truck Mitsubishi	\$180,000.00	0.0865	2022	2022	4	8094049	66145	\$180,000.00	\$12,780.00	\$23,580.00	\$216,360.00	Plant & Fleet	1
PLANT & FLEET	Compressor/Generator Compare	\$31,626.00	0.0865	2022	2022	4	8094050	66147	\$31,626.00	\$2,245.45	\$4,143.01	\$38,014.45	Plant & Fleet	1
PLANT & FLEET	Loader Komatsu	\$350,000.00	0.0865	2022	2022	4	8094054	66153	\$350,000.00	\$24,850.00	\$45,850.00	\$420,700.00	Plant & Fleet	1
PLANT & FLEET	Hino Truck	\$62,810.00	0.0865	2022	2022	4	8094056	66155	\$62,810.00	\$4,459.51	\$8,228.11	\$75,497.62	Plant & Fleet	1
PLANT & FLEET	Grader Volvo G930	\$400,000.00	0.0865	2022	2022	4	8094059	66158	\$400,000.00	\$28,400.00	\$52,400.00	\$480,800.00	Plant & Fleet	1
PLANT & FLEET	Hino Town Truck (P&G / Works)	\$74,853.00	0.0865	2022	2022	4	8094062	66161	\$74,853.00	\$5,314.56	\$9,805.74	\$89,973.31	Plant & Fleet	1
PLANT & FLEET	Flocon Isuzu Tar Truck	\$88,209.00	0.0865	2022	2022	4	8094063	66162	\$88,209.00	\$6,262.84	\$11,555.38	\$106,027.22	Plant & Fleet	1
PLANT & FLEET	Restorer Trailer	\$60,000.00	0.0865	2022	2022	4	8094072	66175	\$60,000.00	\$4,260.00	\$7,860.00	\$72,120.00	Plant & Fleet	1
PLANT & FLEET	Tandem 8x5 Trailer	\$6,000.00	0.0865	2022	2022	4	8094074	66178	\$6,000.00	\$426.00	\$786.00	\$7,212.00	Plant & Fleet	1
PLANT & FLEET	Trailer with Canopy 7x4	\$5,000.00	0.0865	2022	2022	4	8094079	66183	\$5,000.00	\$355.00	\$655.00	\$6,010.00	Plant & Fleet	1
PLANT & FLEET	Vacuum Trailer	\$26,000.00	0.0865	2022	2022	4	8094084	66187	\$26,000.00	\$1,846.00	\$3,406.00	\$31,252.00	Plant & Fleet	1
PLANT & FLEET	Tilt Trailer	\$6,000.00	0.0865	2022	2022	4	8094089	66193	\$6,000.00	\$426.00	\$786.00	\$7,212.00	Plant & Fleet	1

Model Category	Asset Name	Renewal Cost	Risk	Expiry Year	Funded Year	Condition	JRAKMS ID	Client ID	Renewal Need	Maintenance Need	Operations Need	Total Need	Treatment	Dimension 1
PLANT & FLEET	Trailer 9x5	\$5,000.00	0.0865	2022	2022	4	8094091	66196	\$5,000.00	\$355.00	\$655.00	\$6,010.00	Plant & Fleet	1
PLANT & FLEET	Garbage Truck	\$300,000.00	0.0006	2022	2022	4	8094112	66224	\$300,000.00	\$21,300.00	\$39,300.00	\$360,600.00	Plant & Fleet	1
PLANT & FLEET	Garbage Truck	\$356,176.00	0.0006	2022	2022	4	8094230	66550	\$356,176.00	\$25,288.50	\$46,659.06	\$428,123.55	Plant & Fleet	1
PLANT & FLEET	Stihl Blower	\$427.00	0.0002	2022	2022	4	8094303	66814	\$427.00	\$30.32	\$55.94	\$513.25	Plant & Fleet	1
<b>Total 2023</b>		<b>\$3,587,763.00</b>							<b>\$3,587,763.00</b>	<b>\$254,731.17</b>	<b>\$469,996.95</b>	<b>\$4,312,491.13</b>		
PLANT & FLEET	Landfill Compactor	\$766,014.00	0.0006	2022	2023	4	8094294	66804	\$766,014.00	\$54,386.99	\$100,347.83	\$920,748.83	Plant & Fleet	1
PLANT & FLEET	Jet Blaster Pressure Washer	\$2,225.00	0.0006	2022	2023	4	8135124	67174	\$2,225.00	\$157.98	\$291.48	\$2,674.45	Plant & Fleet	1
PLANT & FLEET	Mitsubishi Triton 4wd	\$33,636.00	0.0002	2022	2023	5	8094155	66276	\$33,636.00	\$2,388.16	\$4,406.32	\$40,430.47	Plant & Fleet	1
PLANT & FLEET	Mitsubishi Triton 4wd	\$37,706.00	0.0002	2022	2023	5	8094158	66279	\$37,706.00	\$2,677.13	\$4,939.49	\$45,322.61	Plant & Fleet	1
PLANT & FLEET	Nissan X-Trail 4wd	\$32,082.00	0.0002	2022	2023	5	8094162	66283	\$32,082.00	\$2,277.82	\$4,202.74	\$38,562.56	Plant & Fleet	1
PLANT & FLEET	7.0 kva Generator	\$4,966.00	0.0002	2022	2023	5	8135163	67218	\$4,966.00	\$352.59	\$650.55	\$5,969.13	Plant & Fleet	1
PLANT & FLEET	Stihl Back Pack Blower	\$1,715.00	0.0001	2022	2023	4	8094196	66510	\$1,715.00	\$121.77	\$224.67	\$2,061.43	Plant & Fleet	1
PLANT & FLEET	C3 Trailer 6x4	\$1,706.00	0.0001	2022	2023	4	8094214	66531	\$1,706.00	\$121.13	\$223.49	\$2,050.61	Plant & Fleet	1
PLANT & FLEET	Ammann Multi Tyre Roller	\$176,112.00	0.0001	2022	2023	4	8094282	66791	\$176,112.00	\$12,503.95	\$23,070.67	\$211,686.62	Plant & Fleet	1
PLANT & FLEET	Spray Unit	\$1,901.00	0.0001	2022	2023	4	8094327	66846	\$1,901.00	\$134.97	\$249.03	\$2,285.00	Plant & Fleet	1
PLANT & FLEET	John Deere Grader	\$402,141.00	0.0001	2022	2023	4	8094337	66958	\$402,141.00	\$28,552.01	\$52,680.47	\$483,373.48	Plant & Fleet	1
PLANT & FLEET	Dunlite 6.8kva Genset	\$4,217.00	0.0001	2022	2023	4	8135120	67163	\$4,217.00	\$299.41	\$552.43	\$5,068.83	Plant & Fleet	1
PLANT & FLEET	Linemarker Trailer 6x4	\$1,654.00	0.0001	2022	2023	4	8135128	67179	\$1,654.00	\$117.43	\$216.67	\$1,988.11	Plant & Fleet	1
PLANT & FLEET	6X4 Resort Trailer	\$1,436.00	0.0001	2022	2023	4	8135138	67189	\$1,436.00	\$101.96	\$188.12	\$1,726.07	Plant & Fleet	1
PLANT & FLEET	Box Trailer	\$1,486.00	0.0001	2022	2023	4	8135143	67194	\$1,486.00	\$105.51	\$194.67	\$1,786.17	Plant & Fleet	1
PLANT & FLEET	Berends HD 180 Slasher	\$4,867.00	0.0001	2022	2023	4	8135148	67200	\$4,867.00	\$345.56	\$637.58	\$5,850.13	Plant & Fleet	1
PLANT & FLEET	12T Hino Proshift Tipper	\$240,000.00	0.0001	2023	2023	4	8094102	66213	\$240,000.00	\$17,040.00	\$31,440.00	\$288,480.00	Plant & Fleet	1
PLANT & FLEET	Komatsu Forklift	\$50,000.00	0.0001	2023	2023	4	8094104	66215	\$50,000.00	\$3,550.00	\$6,550.00	\$60,100.00	Plant & Fleet	1
PLANT & FLEET	Ammann Multi Tyred Roller	\$176,112.00	0.0001	2023	2023	4	8094283	66792	\$176,112.00	\$12,503.95	\$23,070.67	\$211,686.62	Plant & Fleet	1
PLANT & FLEET	13T Mitsubishi Tipper	\$69,657.00	0.0001	2023	2023	4	8094300	66811	\$69,657.00	\$4,945.65	\$9,125.07	\$83,727.71	Plant & Fleet	1



Model Category	Asset Name	Renewal Cost	Risk	Expiry Year	Funded Year	Condition	JRAKMS ID	Client ID	Renewal Need	Maintenance Need	Operations Need	Total Need	Treatment	Dimension 1
PLANT & FLEET	Tilt Trailer	\$9,222.00	0.000 1	2023	2023	4	8094308	66819	\$9,222.00	\$654.76	\$1,208.08	\$11,084.84	Plant & Fleet	1
PLANT & FLEET	Milwaukee 900 Demolition Hammer	\$2,040.00	0.000 1	2023	2023	4	8135081	67123	\$2,040.00	\$144.84	\$267.24	\$2,452.08	Plant & Fleet	1
PLANT & FLEET	6x4 Water Trailer	\$1,520.00	0.000 1	2023	2023	4	8135134	67185	\$1,520.00	\$107.92	\$199.12	\$1,827.04	Plant & Fleet	1
PLANT & FLEET	7x4 Box Trailer (with Canopy)	\$4,217.00	0.000 1	2023	2023	4	8135139	67190	\$4,217.00	\$299.41	\$552.43	\$5,068.83	Plant & Fleet	1
PLANT & FLEET	Tile Cutter	\$1,791.00	0.000 1	2023	2023	4	8135144	67196	\$1,791.00	\$127.16	\$234.62	\$2,152.78	Plant & Fleet	1
PLANT & FLEET	7x4 Cage Trailer	\$1,577.00	0.000 1	2023	2023	4	8135158	67213	\$1,577.00	\$111.97	\$206.59	\$1,895.55	Plant & Fleet	1
PLANT & FLEET	Demolition Hammer	\$2,109.00	0	2022	2023	4	8094198	66513	\$2,109.00	\$149.74	\$276.28	\$2,535.02	Plant & Fleet	1
PLANT & FLEET	3.5T Isuzu Tipper C/Cab	\$77,878.00	0	2022	2023	4	8094277	66786	\$77,878.00	\$5,529.34	\$10,202.02	\$93,609.36	Plant & Fleet	1
PLANT & FLEET	Hedge Trimmer	\$1,209.00	0	2022	2023	4	8135082	67124	\$1,209.00	\$85.84	\$158.38	\$1,453.22	Plant & Fleet	1
PLANT & FLEET	Subaru Forester	\$34,187.00	0	2022	2023	3	8094027	66115	\$34,187.00	\$2,427.28	\$4,478.50	\$41,092.77	Plant & Fleet	1
PLANT & FLEET	Hyundai i30 - Pool Vehicle	\$20,877.00	0	2022	2023	3	8094028	66116	\$20,877.00	\$1,482.27	\$2,734.89	\$25,094.15	Plant & Fleet	1
PLANT & FLEET	Toyota Landcruiser	\$33,902.00	0	2022	2023	3	8094034	66123	\$33,902.00	\$2,407.04	\$4,441.16	\$40,750.20	Plant & Fleet	1
PLANT & FLEET	Ford Ranger	\$33,902.00	0	2022	2023	3	8094036	66125	\$33,902.00	\$2,407.04	\$4,441.16	\$40,750.20	Plant & Fleet	1
PLANT & FLEET	Toyota Camry	\$35,288.00	0	2022	2023	3	8094037	66127	\$35,288.00	\$2,505.45	\$4,622.73	\$42,416.18	Plant & Fleet	1
PLANT & FLEET	Isuzu D-Max (P&G / WW)	\$35,272.00	0	2022	2023	3	8094038	66128	\$35,272.00	\$2,504.31	\$4,620.63	\$42,396.94	Plant & Fleet	1
PLANT & FLEET	Ford Ranger	\$33,902.00	0	2022	2023	3	8094051	66150	\$33,902.00	\$2,407.04	\$4,441.16	\$40,750.20	Plant & Fleet	1
PLANT & FLEET	Ford Ranger	\$33,902.00	0	2022	2023	3	8094052	66151	\$33,902.00	\$2,407.04	\$4,441.16	\$40,750.20	Plant & Fleet	1
PLANT & FLEET	Toyota Tarago	\$48,899.00	0	2022	2023	3	8094057	66156	\$48,899.00	\$3,471.83	\$6,405.77	\$58,776.60	Plant & Fleet	1
PLANT & FLEET	Mahindra Pickup Dual Cab	\$34,581.00	0	2022	2023	3	8094058	66157	\$34,581.00	\$2,455.25	\$4,530.11	\$41,566.36	Plant & Fleet	1
PLANT & FLEET	Mahindra Utility	\$33,902.00	0	2022	2023	3	8094065	66167	\$33,902.00	\$2,407.04	\$4,441.16	\$40,750.20	Plant & Fleet	1
PLANT & FLEET	Nissan X-Trail	\$47,000.00	0	2022	2023	3	8094088	66191	\$47,000.00	\$3,337.00	\$6,157.00	\$56,494.00	Plant & Fleet	1
PLANT & FLEET	Nissan Navara 4wd	\$39,582.00	0	2022	2023	3	8094094	66204	\$39,582.00	\$2,810.32	\$5,185.24	\$47,577.56	Plant & Fleet	1
PLANT & FLEET	Subaru Forester	\$34,187.00	0	2022	2023	3	8094097	66208	\$34,187.00	\$2,427.28	\$4,478.50	\$41,092.77	Plant & Fleet	1
PLANT & FLEET	Ford Ranger	\$33,902.00	0	2022	2023	3	8094098	66209	\$33,902.00	\$2,407.04	\$4,441.16	\$40,750.20	Plant & Fleet	1
PLANT & FLEET	Subaru Forester	\$29,929.00	0	2022	2023	3	8094163	66284	\$29,929.00	\$2,124.96	\$3,920.70	\$35,974.66	Plant & Fleet	1

Model Category	Asset Name	Renewal Cost	Risk	Expiry Year	Funded Year	Condition	JRAKMS ID	Client ID	Renewal Need	Maintenance Need	Operations Need	Total Need	Treatment	Dimension 1
PLANT & FLEET	Mitsubishi Lancer - Berridale Pool Car	\$19,338.00	0	2022	2023	3	8094167	66288	\$19,338.00	\$1,373.00	\$2,533.28	\$23,244.28	Plant & Fleet	1
PLANT & FLEET	Hyundai iX35 Elite	\$26,202.00	0	2022	2023	4	8094200	66515	\$26,202.00	\$1,860.34	\$3,432.46	\$31,494.80	Plant & Fleet	1
PLANT & FLEET	Ford Ranger Crew Cab Tray Back	\$30,929.00	0	2022	2023	4	8094242	66564	\$30,929.00	\$2,195.96	\$4,051.70	\$37,176.66	Plant & Fleet	1
PLANT & FLEET	Ford Ranger 2x4	\$25,539.00	0	2022	2023	4	8094246	66570	\$25,539.00	\$1,813.27	\$3,345.61	\$30,697.88	Plant & Fleet	1
PLANT & FLEET	Nissan Navara 4x4	\$32,245.00	0	2022	2023	4	8094319	66830	\$32,245.00	\$2,289.40	\$4,224.10	\$38,758.49	Plant & Fleet	1
PLANT & FLEET	Mitsubishi Outlander	\$35,000.00	0	2022	2023	3	8094130	66247	\$35,000.00	\$2,485.00	\$4,585.00	\$42,070.00	Plant & Fleet	1
PLANT & FLEET	Subaru Forester	\$31,000.00	0	2022	2023	3	8094133	66250	\$31,000.00	\$2,201.00	\$4,061.00	\$37,262.00	Plant & Fleet	1
PLANT & FLEET	Mitsubishi Outlander AWD	\$30,000.00	0	2022	2023	3	8094134	66252	\$30,000.00	\$2,130.00	\$3,930.00	\$36,060.00	Plant & Fleet	1
PLANT & FLEET	Toyota Camry	\$25,000.00	0	2022	2023	3	8094135	66253	\$25,000.00	\$1,775.00	\$3,275.00	\$30,050.00	Plant & Fleet	1
PLANT & FLEET	Nissan X-Trail	\$32,000.00	0	2022	2023	3	8094136	66254	\$32,000.00	\$2,272.00	\$4,192.00	\$38,464.00	Plant & Fleet	1
PLANT & FLEET	Nissan X-Trail	\$33,000.00	0	2022	2023	3	8094137	66255	\$33,000.00	\$2,343.00	\$4,323.00	\$39,666.00	Plant & Fleet	1
PLANT & FLEET	Subaru Forester	\$30,000.00	0	2022	2023	3	8094138	66256	\$30,000.00	\$2,130.00	\$3,930.00	\$36,060.00	Plant & Fleet	1
PLANT & FLEET	Mitsubishi Outlander	\$29,382.00	0	2022	2023	3	8094147	66265	\$29,382.00	\$2,086.12	\$3,849.04	\$35,317.16	Plant & Fleet	1
PLANT & FLEET	Nissan Navara - Mayor	\$45,000.00	0	2022	2023	3	8094148	66267	\$45,000.00	\$3,195.00	\$5,895.00	\$54,090.00	Plant & Fleet	1
PLANT & FLEET	Nissan X-Trail - J.Mackay purchased	\$37,000.00	0	2022	2023	3	8094150	66269	\$37,000.00	\$2,627.00	\$4,847.00	\$44,474.00	Plant & Fleet	1
PLANT & FLEET	Subaru Forester	\$28,604.00	0	2022	2023	3	8094151	66271	\$28,604.00	\$2,030.88	\$3,747.12	\$34,382.01	Plant & Fleet	1
PLANT & FLEET	Ford Ranger PXII XL Single Cab 4x4	\$37,860.00	0	2022	2023	3	8094225	66544	\$37,860.00	\$2,688.06	\$4,959.66	\$45,507.72	Plant & Fleet	1
PLANT & FLEET	Subaru Outback	\$36,375.00	0	2022	2023	3	8094237	66559	\$36,375.00	\$2,582.63	\$4,765.13	\$43,722.75	Plant & Fleet	1
PLANT & FLEET	Subaru Impreza	\$23,049.00	0	2022	2023	3	8094266	66775	\$23,049.00	\$1,636.48	\$3,019.42	\$27,704.90	Plant & Fleet	1
PLANT & FLEET	Nissan Navara 4x4 Dual Cab	\$33,870.00	0	2022	2023	3	8094312	66823	\$33,870.00	\$2,404.77	\$4,436.97	\$40,711.74	Plant & Fleet	1
PLANT & FLEET	Stihl Trimmer	\$595.00	0	2023	2023	3	8094174	66486	\$595.00	\$42.25	\$77.95	\$715.19	Plant & Fleet	1
PLANT & FLEET	Stihl Trimmer	\$595.00	0	2023	2023	3	8094175	66487	\$595.00	\$42.25	\$77.95	\$715.19	Plant & Fleet	1
PLANT & FLEET	Stihl Trimmer	\$595.00	0	2023	2023	3	8094176	66488	\$595.00	\$42.25	\$77.95	\$715.19	Plant & Fleet	1
PLANT & FLEET	Stihl Trimmer	\$595.00	0	2023	2023	3	8094177	66489	\$595.00	\$42.25	\$77.95	\$715.19	Plant & Fleet	1
PLANT & FLEET	Stihl Trimmer	\$595.00	0	2023	2023	3	8094178	66490	\$595.00	\$42.25	\$77.95	\$715.19	Plant & Fleet	1

Model Category	Asset Name	Renewal Cost	Risk	Expiry Year	Funded Year	Condition	JRAKMS ID	Client ID	Renewal Need	Maintenance Need	Operations Need	Total Need	Treatment	Dimension 1
PLANT & FLEET	Masport Mower	\$1,101.00	0	2023	2023	3	8094183	66496	\$1,101.00	\$78.17	\$144.23	\$1,323.40	Plant & Fleet	1
PLANT & FLEET	Stihl Blower	\$983.00	0	2023	2023	3	8094191	66504	\$983.00	\$69.79	\$128.77	\$1,181.57	Plant & Fleet	1
PLANT & FLEET	Stihl Trimmer	\$595.00	0	2023	2023	3	8094195	66509	\$595.00	\$42.25	\$77.95	\$715.19	Plant & Fleet	1
PLANT & FLEET	Stihl Chainsaw	\$744.00	0	2023	2023	3	8135063	67105	\$744.00	\$52.82	\$97.46	\$894.29	Plant & Fleet	1
<b>Total 2024</b>		<b>\$3,302,201.00</b>							<b>\$3,302,201.00</b>	<b>\$234,456.27</b>	<b>\$432,588.33</b>	<b>\$3,969,245.60</b>		
PLANT & FLEET	CCTV	\$155,967.00	0.0077	2024	2024	5	8094301	66812	\$155,967.00	\$11,073.66	\$20,431.68	\$187,472.33	Plant & Fleet	1
PLANT & FLEET	Tana Compactor	\$766,014.00	0.0001	2023	2024	4	8094045	66137	\$766,014.00	\$54,386.99	\$100,347.83	\$920,748.83	Plant & Fleet	1
PLANT & FLEET	Grader John Deere 670G - Adaminaby	\$365,167.00	0.0001	2023	2024	4	8094103	66214	\$365,167.00	\$25,926.86	\$47,836.88	\$438,930.73	Plant & Fleet	1
PLANT & FLEET	Volvo Excavator	\$294,155.00	0.0001	2023	2024	4	8094105	66216	\$294,155.00	\$20,885.01	\$38,534.31	\$353,574.31	Plant & Fleet	1
PLANT & FLEET	Grader Volvo G930	\$450,870.00	0.0001	2023	2024	4	8094331	66934	\$450,870.00	\$32,011.77	\$59,063.97	\$541,945.74	Plant & Fleet	1
PLANT & FLEET	Grader Volvo G930	\$450,870.00	0.0001	2023	2024	4	8094334	66951	\$450,870.00	\$32,011.77	\$59,063.97	\$541,945.74	Plant & Fleet	1
PLANT & FLEET	Dean Tandem Trailer	\$8,000.00	0.0001	2024	2024	4	8094114	66226	\$8,000.00	\$568.00	\$1,048.00	\$9,616.00	Plant & Fleet	1
PLANT & FLEET	Forklift Truck	\$31,874.00	0.0001	2024	2024	4	8094204	66520	\$31,874.00	\$2,263.05	\$4,175.49	\$38,312.55	Plant & Fleet	1
PLANT & FLEET	7x4 Trailer	\$1,551.00	0.0001	2024	2024	4	8094241	66563	\$1,551.00	\$110.12	\$203.18	\$1,864.30	Plant & Fleet	1
PLANT & FLEET	3.4 kVA Generator	\$1,663.00	0.0001	2024	2024	4	8135077	67119	\$1,663.00	\$118.07	\$217.85	\$1,998.93	Plant & Fleet	1
PLANT & FLEET	Turf Cutter	\$8,250.00	0.0001	2024	2024	4	8135168	67226	\$8,250.00	\$585.75	\$1,080.75	\$9,916.50	Plant & Fleet	1
PLANT & FLEET	Mitsubishi Canter Tipper	\$59,762.00	0	2023	2024	5	8094256	66692	\$59,762.00	\$4,243.10	\$7,828.82	\$71,833.92	Plant & Fleet	1
PLANT & FLEET	Kubota Front Mower 72",59796.0000"	\$59,796.00	0	2023	2024	5	8094265	66765	\$59,796.00	\$4,245.52	\$7,833.28	\$71,874.79	Plant & Fleet	1
PLANT & FLEET	Sewer Maint Truck/Crane	\$111,131.00	0	2023	2024	5	8094306	66817	\$111,131.00	\$7,890.30	\$14,558.16	\$133,579.46	Plant & Fleet	1
PLANT & FLEET	Recycling Trailer	\$7,455.00	0	2023	2024	4	8135161	67216	\$7,455.00	\$529.31	\$976.61	\$8,960.91	Plant & Fleet	1
PLANT & FLEET	Hyundai Tucson	\$28,375.00	0	2023	2024	3	8094064	66166	\$28,375.00	\$2,014.63	\$3,717.13	\$34,106.75	Plant & Fleet	1
PLANT & FLEET	Nissan X-Trail	\$27,581.00	0	2023	2024	3	8094156	66277	\$27,581.00	\$1,958.25	\$3,613.11	\$33,152.36	Plant & Fleet	1
PLANT & FLEET	Nissan X-Trail ST-L	\$32,082.00	0	2023	2024	3	8094157	66278	\$32,082.00	\$2,277.82	\$4,202.74	\$38,562.56	Plant & Fleet	1
PLANT & FLEET	Subaru Forester	\$28,620.00	0	2023	2024	3	8094159	66280	\$28,620.00	\$2,032.02	\$3,749.22	\$34,401.24	Plant & Fleet	1
PLANT & FLEET	Subaru Forester	\$31,893.00	0	2023	2024	3	8094160	66281	\$31,893.00	\$2,264.40	\$4,177.98	\$38,335.39	Plant & Fleet	1

Model Category	Asset Name	Renewal Cost	Risk	Expiry Year	Funded Year	Condition	JRAKMS ID	Client ID	Renewal Need	Maintenance Need	Operations Need	Total Need	Treatment	Dimension 1
PLANT & FLEET	Subaru Forester	\$31,893.00	0	2023	2024	3	8094161	66282	\$31,893.00	\$2,264.40	\$4,177.98	\$38,335.39	Plant & Fleet	1
PLANT & FLEET	Mitsubishi Lancer	\$19,338.00	0	2023	2024	3	8094165	66286	\$19,338.00	\$1,373.00	\$2,533.28	\$23,244.28	Plant & Fleet	1
PLANT & FLEET	Nissan X-Trail	\$29,685.00	0	2023	2024	3	8094166	66287	\$29,685.00	\$2,107.64	\$3,888.74	\$35,681.37	Plant & Fleet	1
PLANT & FLEET	Mitsubishi Outlander AWD	\$31,728.00	0	2023	2024	3	8094168	66289	\$31,728.00	\$2,252.69	\$4,156.37	\$38,137.06	Plant & Fleet	1
PLANT & FLEET	Nissan X-Trail 4wd	\$15,010.00	0	2023	2024	3	8094169	66290	\$15,010.00	\$1,065.71	\$1,966.31	\$18,042.02	Plant & Fleet	1
PLANT & FLEET	Isuzu D-Max 4wd Crew	\$29,847.00	0	2023	2024	3	8094170	66291	\$29,847.00	\$2,119.14	\$3,909.96	\$35,876.09	Plant & Fleet	1
PLANT & FLEET	Hyundai i30	\$25,261.00	0	2023	2024	2	8094219	66538	\$25,261.00	\$1,793.53	\$3,309.19	\$30,363.72	Plant & Fleet	1
PLANT & FLEET	Subaru Outback AWD	\$37,011.00	0	2023	2024	2	8094234	66556	\$37,011.00	\$2,627.78	\$4,848.44	\$44,487.22	Plant & Fleet	1
PLANT & FLEET	Mitsubishi Triton 4x4	\$34,977.00	0	2023	2024	2	8094235	66557	\$34,977.00	\$2,483.37	\$4,581.99	\$42,042.35	Plant & Fleet	1
PLANT & FLEET	Ford Ranger Crew Tray 4x4	\$33,235.00	0	2023	2024	2	8094325	66843	\$33,235.00	\$2,359.69	\$4,353.79	\$39,948.47	Plant & Fleet	1
PLANT & FLEET	Mitsubishi Triton Dual Cab 4x4	\$33,753.00	0	2023	2024	2	8094329	66869	\$33,753.00	\$2,396.46	\$4,421.64	\$40,571.11	Plant & Fleet	1
PLANT & FLEET	Ford Ranger Crew Tray 4x4	\$33,235.00	0	2023	2024	2	8094330	66880	\$33,235.00	\$2,359.69	\$4,353.79	\$39,948.47	Plant & Fleet	1
PLANT & FLEET	Grader Escort Ford Ranger	\$32,518.00	0	2023	2024	2	8094332	66936	\$32,518.00	\$2,308.78	\$4,259.86	\$39,086.64	Plant & Fleet	1
PLANT & FLEET	Ford Ranger Grader Escort Vehicle	\$32,518.00	0	2023	2024	2	8094335	66952	\$32,518.00	\$2,308.78	\$4,259.86	\$39,086.64	Plant & Fleet	1
PLANT & FLEET	Kia Carnival 8 Seater	\$67,000.00	0	2023	2024	4	8094078	66182	\$67,000.00	\$4,757.00	\$8,777.00	\$80,534.00	Plant & Fleet	1
PLANT & FLEET	Isuzu D-Max 4x2	\$40,000.00	0	2023	2024	4	8094083	66186	\$40,000.00	\$2,840.00	\$5,240.00	\$48,080.00	Plant & Fleet	1
PLANT & FLEET	Husqvarna Z Mower - Adaminaby	\$20,000.00	0	2023	2024	4	8094086	66189	\$20,000.00	\$1,420.00	\$2,620.00	\$24,040.00	Plant & Fleet	1
PLANT & FLEET	Isuzu D-Max - Jindabyne Landfill	\$41,400.00	0	2023	2024	4	8094090	66195	\$41,400.00	\$2,939.40	\$5,423.40	\$49,762.80	Plant & Fleet	1
PLANT & FLEET	Ford VM Transit Bus	\$55,529.00	0	2023	2024	4	8094251	66575	\$55,529.00	\$3,942.56	\$7,274.30	\$66,745.86	Plant & Fleet	1
PLANT & FLEET	3 Pump/Water Tank 4500lt"	\$1,074.00	0	2023	2024	4	8094259	66722	\$1,074.00	\$76.25	\$140.69	\$1,290.95	Plant & Fleet	1
PLANT & FLEET	Honda 1 1/2 Pump"	\$828.00	0	2023	2024	4	8094274	66783	\$828.00	\$58.79	\$108.47	\$995.26	Plant & Fleet	1
PLANT & FLEET	Core Drill Dimas	\$2,857.00	0	2023	2024	4	8094275	66784	\$2,857.00	\$202.85	\$374.27	\$3,434.11	Plant & Fleet	1
PLANT & FLEET	Con Cover	\$57,331.00	0	2023	2024	4	8094296	66806	\$57,331.00	\$4,070.50	\$7,510.36	\$68,911.86	Plant & Fleet	1
PLANT & FLEET	Mitsubishi Canter Crew Cab	\$80,326.00	0	2023	2024	4	8094297	66808	\$80,326.00	\$5,703.15	\$10,522.71	\$96,551.85	Plant & Fleet	1
PLANT & FLEET	Stihl Chainsaw	\$889.00	0	2023	2024	4	8135059	67101	\$889.00	\$63.12	\$116.46	\$1,068.58	Plant & Fleet	1

Model Category	Asset Name	Renewal Cost	Risk	Expiry Year	Funded Year	Condition	JRAKMS ID	Client ID	Renewal Need	Maintenance Need	Operations Need	Total Need	Treatment	Dimension 1
PLANT & FLEET	Stihl Chainsaw	\$889.00	0	2023	2024	4	8135060	67102	\$889.00	\$63.12	\$116.46	\$1,068.58	Plant & Fleet	1
PLANT & FLEET	Stihl Chainsaw	\$923.00	0	2023	2024	4	8135064	67106	\$923.00	\$65.53	\$120.91	\$1,109.45	Plant & Fleet	1
PLANT & FLEET	Stihl Chainsaw	\$744.00	0	2023	2024	4	8135066	67108	\$744.00	\$52.82	\$97.46	\$894.29	Plant & Fleet	1
PLANT & FLEET	Stihl Chainsaw	\$1,654.00	0	2023	2024	4	8135068	67110	\$1,654.00	\$117.43	\$216.67	\$1,988.11	Plant & Fleet	1
PLANT & FLEET	Honda Brush Cutter	\$921.00	0	2023	2024	4	8135076	67118	\$921.00	\$65.39	\$120.65	\$1,107.04	Plant & Fleet	1
PLANT & FLEET	Pole Saw	\$1,331.00	0	2023	2024	4	8135079	67121	\$1,331.00	\$94.50	\$174.36	\$1,599.86	Plant & Fleet	1
PLANT & FLEET	Stihl Trimmer	\$595.00	0	2023	2024	4	8135080	67122	\$595.00	\$42.25	\$77.95	\$715.19	Plant & Fleet	1
PLANT & FLEET	Stihl Hand Drill	\$1,082.00	0	2023	2024	4	8135086	67128	\$1,082.00	\$76.82	\$141.74	\$1,300.56	Plant & Fleet	1
PLANT & FLEET	Stihl Hand Drill	\$1,082.00	0	2023	2024	4	8135088	67130	\$1,082.00	\$76.82	\$141.74	\$1,300.56	Plant & Fleet	1
PLANT & FLEET	Flex Drive Trash Pump	\$2,158.00	0	2023	2024	4	8135095	67137	\$2,158.00	\$153.22	\$282.70	\$2,593.92	Plant & Fleet	1
PLANT & FLEET	Masport Mower	\$1,101.00	0	2023	2024	4	8135109	67152	\$1,101.00	\$78.17	\$144.23	\$1,323.40	Plant & Fleet	1
PLANT & FLEET	Toro Super Bagger Mower	\$1,420.00	0	2023	2024	4	8135116	67159	\$1,420.00	\$100.82	\$186.02	\$1,706.84	Plant & Fleet	1
PLANT & FLEET	Steam Cleaner	\$10,783.00	0	2023	2024	4	8135123	67173	\$10,783.00	\$765.59	\$1,412.57	\$12,961.17	Plant & Fleet	1
PLANT & FLEET	Honda 2 Pump"	\$1,033.00	0	2023	2024	4	8135154	67206	\$1,033.00	\$73.34	\$135.32	\$1,241.67	Plant & Fleet	1
PLANT & FLEET	Subaru Forester - POOL Vehicle Cooma Depot	\$31,000.00	0	2023	2024	4	8094119	66234	\$31,000.00	\$2,201.00	\$4,061.00	\$37,262.00	Plant & Fleet	1
PLANT & FLEET	Nissan X-Trail 4WD	\$36,739.00	0	2023	2024	4	8094236	66558	\$36,739.00	\$2,608.47	\$4,812.81	\$44,160.28	Plant & Fleet	1
PLANT & FLEET	Toyota Camry L4 Altise	\$33,253.00	0	2023	2024	4	8094250	66574	\$33,253.00	\$2,360.96	\$4,356.14	\$39,970.11	Plant & Fleet	1
PLANT & FLEET	Mitsubishi Triton Sngl Cab	\$33,000.00	0	2023	2024	4	8094092	66199	\$33,000.00	\$2,343.00	\$4,323.00	\$39,666.00	Plant & Fleet	1
PLANT & FLEET	Mitsubishi Triton with Fassi Crane	\$40,000.00	0	2023	2024	4	8094106	66217	\$40,000.00	\$2,840.00	\$5,240.00	\$48,080.00	Plant & Fleet	1
PLANT & FLEET	Nissan Navara 4wd	\$42,200.00	0	2023	2024	4	8094107	66218	\$42,200.00	\$2,996.20	\$5,528.20	\$50,724.40	Plant & Fleet	1
PLANT & FLEET	Mitsubishi Triton Utility	\$29,706.00	0	2023	2024	4	8094227	66546	\$29,706.00	\$2,109.13	\$3,891.49	\$35,706.61	Plant & Fleet	1
PLANT & FLEET	2 Water Pump"	\$1,026.00	0	2023	2024	4	8094232	66553	\$1,026.00	\$72.85	\$134.41	\$1,233.25	Plant & Fleet	1
PLANT & FLEET	Stihl Chainsaw	\$1,026.00	0	2023	2024	4	8094273	66782	\$1,026.00	\$72.85	\$134.41	\$1,233.25	Plant & Fleet	1
PLANT & FLEET	Concrete Saw	\$2,656.00	0	2023	2024	4	8094318	66829	\$2,656.00	\$188.58	\$347.94	\$3,192.51	Plant & Fleet	1
PLANT & FLEET	Chainsaw	\$1,559.00	0	2023	2024	4	8135061	67103	\$1,559.00	\$110.69	\$204.23	\$1,873.92	Plant & Fleet	1

Model Category	Asset Name	Renewal Cost	Risk	Expiry Year	Funded Year	Condition	JRAKMS ID	Client ID	Renewal Need	Maintenance Need	Operations Need	Total Need	Treatment	Dimension 1
PLANT & FLEET	Stihl Pole Pruner	\$1,623.00	0	2023	2024	4	8135065	67107	\$1,623.00	\$115.23	\$212.61	\$1,950.85	Plant & Fleet	1
PLANT & FLEET	Stihl Chainsaw	\$1,823.00	0	2023	2024	4	8135067	67109	\$1,823.00	\$129.43	\$238.81	\$2,191.25	Plant & Fleet	1
PLANT & FLEET	Stihl Chainsaw	\$1,623.00	0	2023	2024	4	8135069	67111	\$1,623.00	\$115.23	\$212.61	\$1,950.85	Plant & Fleet	1
PLANT & FLEET	Stihl Chainsaw	\$1,948.00	0	2023	2024	4	8135070	67112	\$1,948.00	\$138.31	\$255.19	\$2,341.50	Plant & Fleet	1
PLANT & FLEET	Stihl Chainsaw	\$395.00	0	2023	2024	4	8135075	67117	\$395.00	\$28.05	\$51.75	\$474.79	Plant & Fleet	1
PLANT & FLEET	Vacuum	\$2,059.00	0	2023	2024	4	8135084	67126	\$2,059.00	\$146.19	\$269.73	\$2,474.92	Plant & Fleet	1
PLANT & FLEET	Flextool Portable (Concrete Vibrator)	\$1,091.00	0	2023	2024	4	8135090	67132	\$1,091.00	\$77.46	\$142.92	\$1,311.38	Plant & Fleet	1
PLANT & FLEET	Concrete Saw	\$1,859.00	0	2023	2024	4	8135103	67146	\$1,859.00	\$131.99	\$243.53	\$2,234.52	Plant & Fleet	1
PLANT & FLEET	Concrete Saw	\$2,082.00	0	2023	2024	4	8135104	67147	\$2,082.00	\$147.82	\$272.74	\$2,502.56	Plant & Fleet	1
PLANT & FLEET	Lawnmower	\$884.00	0	2023	2024	4	8135119	67162	\$884.00	\$62.76	\$115.80	\$1,062.57	Plant & Fleet	1
PLANT & FLEET	2 Water Pump"	\$1,137.00	0	2023	2024	4	8135157	67210	\$1,137.00	\$80.73	\$148.95	\$1,366.67	Plant & Fleet	1
PLANT & FLEET	Stihl Chainsaw	\$422.00	0	2023	2024	4	8135162	67217	\$422.00	\$29.96	\$55.28	\$507.24	Plant & Fleet	1
PLANT & FLEET	Subaru Impreza	\$21,775.00	0	2023	2024	2	8094205	66521	\$21,775.00	\$1,546.03	\$2,852.53	\$26,173.55	Plant & Fleet	1
PLANT & FLEET	Mitsubishi Triton 4x4 Dual Cab	\$35,866.00	0	2023	2024	2	8094224	66543	\$35,866.00	\$2,546.49	\$4,698.45	\$43,110.93	Plant & Fleet	1
PLANT & FLEET	Mitsubishi Triton Cab Chassis 4x4	\$33,582.00	0	2023	2024	2	8094231	66551	\$33,582.00	\$2,384.32	\$4,399.24	\$40,365.56	Plant & Fleet	1
PLANT & FLEET	Nissan X-Trail 4WD	\$29,238.00	0	2023	2024	2	8094249	66573	\$29,238.00	\$2,075.90	\$3,830.18	\$35,144.08	Plant & Fleet	1
PLANT & FLEET	Ford Ranger Grader Escort	\$32,518.00	0	2023	2024	2	8094339	66960	\$32,518.00	\$2,308.78	\$4,259.86	\$39,086.64	Plant & Fleet	1
PLANT & FLEET	Mitsubishi Triton 4x4	\$33,755.00	0	2023	2024	2	8094233	66554	\$33,755.00	\$2,396.61	\$4,421.91	\$40,573.51	Plant & Fleet	1
PLANT & FLEET	Ford Ranger 4wd Dual Cab (Bredbo Water)	\$33,389.00	0	2023	2024	2	8094311	66822	\$33,389.00	\$2,370.62	\$4,373.96	\$40,133.58	Plant & Fleet	1
PLANT & FLEET	Generator	\$1,648.00	0	2024	2024	4	8094179	66491	\$1,648.00	\$117.01	\$215.89	\$1,980.90	Plant & Fleet	1
PLANT & FLEET	Generator	\$1,648.00	0	2024	2024	4	8094192	66506	\$1,648.00	\$117.01	\$215.89	\$1,980.90	Plant & Fleet	1
PLANT & FLEET	Nissan X-Trail 2WD	\$27,806.00	0	2024	2024	2	8094238	66560	\$27,806.00	\$1,974.23	\$3,642.59	\$33,422.81	Plant & Fleet	1
PLANT & FLEET	Nissan X-Trail 4WD	\$37,327.00	0	2024	2024	2	8094243	66565	\$37,327.00	\$2,650.22	\$4,889.84	\$44,867.05	Plant & Fleet	1
PLANT & FLEET	Ford Ranger 4WD	\$31,275.00	0	2024	2024	2	8094267	66776	\$31,275.00	\$2,220.53	\$4,097.03	\$37,592.55	Plant & Fleet	1
PLANT & FLEET	Nissan Navara Sngl Cab 4wd	\$33,000.00	0	2024	2024	3	8094110	66222	\$33,000.00	\$2,343.00	\$4,323.00	\$39,666.00	Plant & Fleet	1

Model Category	Asset Name	Renewal Cost	Risk	Expiry Year	Funded Year	Condition	JRAKMS ID	Client ID	Renewal Need	Maintenance Need	Operations Need	Total Need	Treatment	Dimension 1
PLANT & FLEET	Nissan Navara Dual Cab	\$40,000.00	0	2024	2024	3	8094111	66223	\$40,000.00	\$2,840.00	\$5,240.00	\$48,080.00	Plant & Fleet	1
PLANT & FLEET	Ford Ranger Sngl Cab Tipper 4wd	\$40,000.00	0	2024	2024	3	8094115	66227	\$40,000.00	\$2,840.00	\$5,240.00	\$48,080.00	Plant & Fleet	1
PLANT & FLEET	Husqvarna Z RideOn Mower	\$20,000.00	0	2024	2024	3	8094117	66231	\$20,000.00	\$1,420.00	\$2,620.00	\$24,040.00	Plant & Fleet	1
PLANT & FLEET	Stihl Trimmer	\$641.00	0	2024	2024	3	8094182	66494	\$641.00	\$45.51	\$83.97	\$770.48	Plant & Fleet	1
PLANT & FLEET	Stihl Chainsaw	\$1,527.00	0	2024	2024	3	8094215	66532	\$1,527.00	\$108.42	\$200.04	\$1,835.45	Plant & Fleet	1
PLANT & FLEET	Stihl Post Hole Auger	\$1,871.00	0	2024	2024	3	8135087	67129	\$1,871.00	\$132.84	\$245.10	\$2,248.94	Plant & Fleet	1
PLANT & FLEET	Linemarkers	\$7,806.00	0	2024	2024	3	8135111	67154	\$7,806.00	\$554.23	\$1,022.59	\$9,382.81	Plant & Fleet	1
PLANT & FLEET	Lawnmower	\$1,146.00	0	2024	2024	3	8135114	67157	\$1,146.00	\$81.37	\$150.13	\$1,377.49	Plant & Fleet	1
PLANT & FLEET	Lawnmower	\$1,146.00	0	2024	2024	3	8135115	67158	\$1,146.00	\$81.37	\$150.13	\$1,377.49	Plant & Fleet	1
PLANT & FLEET	Lawnmower	\$896.00	0	2024	2024	3	8135117	67160	\$896.00	\$63.62	\$117.38	\$1,076.99	Plant & Fleet	1
PLANT & FLEET	Flex Drive Trash Pump	\$2,228.00	0	2024	2024	3	8135118	67161	\$2,228.00	\$158.19	\$291.87	\$2,678.06	Plant & Fleet	1
PLANT & FLEET	Trimmer with Handle Bars	\$558.00	0	2024	2024	3	8135127	67178	\$558.00	\$39.62	\$73.10	\$670.72	Plant & Fleet	1
PLANT & FLEET	Kubota ZD Ride On	\$28,000.00	0	2024	2024	3	8094071	66174	\$28,000.00	\$1,988.00	\$3,668.00	\$33,656.00	Plant & Fleet	1
PLANT & FLEET	Kubota F3680 Ride On - Jindabyne	\$30,000.00	0	2024	2024	3	8094077	66179	\$30,000.00	\$2,130.00	\$3,930.00	\$36,060.00	Plant & Fleet	1
PLANT & FLEET	Isuzu Crew Cab Tipper	\$88,145.00	0	2024	2024	3	8094252	66589	\$88,145.00	\$6,258.30	\$11,547.00	\$105,950.29	Plant & Fleet	1
PLANT & FLEET	Nissan Navara 4wd	\$35,000.00	0	2024	2024	2	8094085	66188	\$35,000.00	\$2,485.00	\$4,585.00	\$42,070.00	Plant & Fleet	1
PLANT & FLEET	Subaru Forester	\$30,000.00	0	2024	2024	2	8094087	66190	\$30,000.00	\$2,130.00	\$3,930.00	\$36,060.00	Plant & Fleet	1
PLANT & FLEET	Hyundai i40	\$28,000.00	0	2024	2024	2	8094093	66201	\$28,000.00	\$1,988.00	\$3,668.00	\$33,656.00	Plant & Fleet	1
PLANT & FLEET	Hyundai i30	\$30,000.00	0	2024	2024	2	8094108	66219	\$30,000.00	\$2,130.00	\$3,930.00	\$36,060.00	Plant & Fleet	1
<b>Total 2025</b>		<b>\$4,742,937.00</b>							<b>\$4,742,937.00</b>	<b>\$336,748.53</b>	<b>\$621,324.75</b>	<b>\$5,701,010.27</b>		
PLANT & FLEET	Mitsubishi Triton 4wd Tray	\$35,000.00	0	2024	2025	3	8094116	66228	\$35,000.00	\$2,485.00	\$4,585.00	\$42,070.00	Plant & Fleet	1
PLANT & FLEET	Skoda Yeti 4x4 TSI	\$25,688.00	0	2024	2025	3	8094206	66522	\$25,688.00	\$1,823.85	\$3,365.13	\$30,876.98	Plant & Fleet	1
PLANT & FLEET	Ford Ranger Dbl Cab	\$26,273.00	0	2024	2025	3	8094211	66528	\$26,273.00	\$1,865.38	\$3,441.76	\$31,580.15	Plant & Fleet	1
PLANT & FLEET	Mitsubishi Triton Dual Cab 4x4	\$31,836.00	0	2024	2025	3	8094239	66561	\$31,836.00	\$2,260.36	\$4,170.52	\$38,266.87	Plant & Fleet	1
PLANT & FLEET	Mitsubishi Triton 4wd Dual Cab	\$40,000.00	0	2024	2025	3	8094109	66221	\$40,000.00	\$2,840.00	\$5,240.00	\$48,080.00	Plant & Fleet	1

Model Category	Asset Name	Renewal Cost	Risk	Expiry Year	Funded Year	Condition	JRAKMS ID	Client ID	Renewal Need	Maintenance Need	Operations Need	Total Need	Treatment	Dimension 1
PLANT & FLEET	Subaru Forester - Compliance Pool Car	\$30,000.00	0	2024	2025	3	8094121	66236	\$30,000.00	\$2,130.00	\$3,930.00	\$36,060.00	Plant & Fleet	1
PLANT & FLEET	Subaru Outback	\$45,000.00	0	2024	2025	3	8094127	66244	\$45,000.00	\$3,195.00	\$5,895.00	\$54,090.00	Plant & Fleet	1
PLANT & FLEET	Subaru Forester - @ Bombala	\$33,000.00	0	2024	2025	3	8094132	66249	\$33,000.00	\$2,343.00	\$4,323.00	\$39,666.00	Plant & Fleet	1
PLANT & FLEET	Hyundai Santa Fe	\$37,349.00	0	2024	2025	3	8094210	66527	\$37,349.00	\$2,651.78	\$4,892.72	\$44,893.50	Plant & Fleet	1
PLANT & FLEET	Nissan Navara Dual Cab 4x4	\$31,614.00	0	2024	2025	3	8094280	66789	\$31,614.00	\$2,244.59	\$4,141.43	\$38,000.03	Plant & Fleet	1
PLANT & FLEET	Nissan Navara Dual Cab 4x4	\$34,581.00	0	2024	2025	3	8094310	66821	\$34,581.00	\$2,455.25	\$4,530.11	\$41,566.36	Plant & Fleet	1
PLANT & FLEET	Mitsubishi Triton T/Top	\$30,534.00	0	2024	2025	3	8094315	66826	\$30,534.00	\$2,167.91	\$3,999.95	\$36,701.87	Plant & Fleet	1
PLANT & FLEET	JCB Backhoe - Jindabyne Landfill	\$200,000.00	0	2025	2025	4	8094122	66237	\$200,000.00	\$14,200.00	\$26,200.00	\$240,400.00	Plant & Fleet	1
PLANT & FLEET	Fuso Water Cart	\$280,000.00	0	2025	2025	4	8094124	66240	\$280,000.00	\$19,880.00	\$36,680.00	\$336,560.00	Plant & Fleet	1
PLANT & FLEET	12T Hino Proshift Tipper	\$190,000.00	0	2025	2025	4	8094126	66243	\$190,000.00	\$13,490.00	\$24,890.00	\$228,380.00	Plant & Fleet	1
PLANT & FLEET	Atlas Copco Smooth Drum	\$190,000.00	0	2025	2025	4	8094128	66245	\$190,000.00	\$13,490.00	\$24,890.00	\$228,380.00	Plant & Fleet	1
PLANT & FLEET	Petrol Jackhammer	\$7,737.00	0	2025	2025	4	8094199	66514	\$7,737.00	\$549.33	\$1,013.55	\$9,299.87	Plant & Fleet	1
PLANT & FLEET	Vibrating Road Roller	\$206,575.00	0	2025	2025	4	8094257	66713	\$206,575.00	\$14,666.83	\$27,061.33	\$248,303.15	Plant & Fleet	1
PLANT & FLEET	Jetpatcher Tar Truck	\$400,000.00	0	2025	2025	4	8094261	66735	\$400,000.00	\$28,400.00	\$52,400.00	\$480,800.00	Plant & Fleet	1
PLANT & FLEET	Mitsubishi 13,000L Water Cart	\$237,917.00	0	2025	2025	4	8094262	66742	\$237,917.00	\$16,892.11	\$31,167.13	\$285,976.23	Plant & Fleet	1
PLANT & FLEET	Pressure Washer	\$780.00	0	2025	2025	4	8094320	66831	\$780.00	\$55.38	\$102.18	\$937.56	Plant & Fleet	1
PLANT & FLEET	Backhoe/Loader	\$201,190.00	0	2025	2025	4	8135072	67114	\$201,190.00	\$14,284.49	\$26,355.89	\$241,830.38	Plant & Fleet	1
PLANT & FLEET	Crommelins/Robin 2 Pump"	\$731.00	0	2025	2025	4	8135094	67136	\$731.00	\$51.90	\$95.76	\$878.66	Plant & Fleet	1
PLANT & FLEET	4WD Tractor	\$207,050.00	0	2025	2025	4	8135149	67201	\$207,050.00	\$14,700.55	\$27,123.55	\$248,874.10	Plant & Fleet	1
PLANT & FLEET	Pump	\$868.00	0	2025	2025	4	8135159	67214	\$868.00	\$61.63	\$113.71	\$1,043.34	Plant & Fleet	1
PLANT & FLEET	Mower Flail	\$35,000.00	0	2025	2025	3	8094076	66046	\$35,000.00	\$2,485.00	\$4,585.00	\$42,070.00	Plant & Fleet	1
PLANT & FLEET	Free Roller	\$50,000.00	0	2025	2025	3	8135178	66054	\$50,000.00	\$3,550.00	\$6,550.00	\$60,100.00	Plant & Fleet	1
PLANT & FLEET	Free Roller	\$50,000.00	0	2025	2025	3	8135179	66055	\$50,000.00	\$3,550.00	\$6,550.00	\$60,100.00	Plant & Fleet	1
PLANT & FLEET	Dean Flat Bed Trailer	\$8,000.00	0	2025	2025	3	8135180	66059	\$8,000.00	\$568.00	\$1,048.00	\$9,616.00	Plant & Fleet	1
PLANT & FLEET	Trailer	\$5,000.00	0	2025	2025	3	8135183	66062	\$5,000.00	\$355.00	\$655.00	\$6,010.00	Plant & Fleet	1



Model Category	Asset Name	Renewal Cost	Risk	Expiry Year	Funded Year	Condition	JRAKMS ID	Client ID	Renewal Need	Maintenance Need	Operations Need	Total Need	Treatment	Dimension 1
PLANT & FLEET	Trailer Box	\$4,000.00	0	2025	2025	3	8135186	66066	\$4,000.00	\$284.00	\$524.00	\$4,808.00	Plant & Fleet	1
<b>Total 2026</b>		<b>\$2,675,723.00</b>							<b>\$2,675,723.00</b>	<b>\$189,976.33</b>	<b>\$350,519.71</b>	<b>\$3,216,219.05</b>		
PLANT & FLEET	Traffic Lights	\$30,000.00	0.0003	2027	2026	5	8094030	66118	\$30,000.00	\$2,130.00	\$3,930.00	\$36,060.00	Plant & Fleet	1
PLANT & FLEET	Trailer Bogie Pig Tipping	\$46,662.00	0.0003	2027	2026	5	8094032	66121	\$46,662.00	\$3,313.00	\$6,112.72	\$56,087.72	Plant & Fleet	1
PLANT & FLEET	Trailer Bogie Pig Tipping	\$46,662.00	0.0003	2027	2026	5	8094033	66122	\$46,662.00	\$3,313.00	\$6,112.72	\$56,087.72	Plant & Fleet	1
PLANT & FLEET	Traffic Lights	\$30,000.00	0.0003	2027	2026	5	8094055	66154	\$30,000.00	\$2,130.00	\$3,930.00	\$36,060.00	Plant & Fleet	1
PLANT & FLEET	Dean Flatbed Trailer - Berridale Gardener	\$14,000.00	0	2025	2026	4	8135181	66060	\$14,000.00	\$994.00	\$1,834.00	\$16,828.00	Plant & Fleet	1
PLANT & FLEET	Atlas Copco Compressor	\$50,000.00	0	2025	2026	4	8135182	66061	\$50,000.00	\$3,550.00	\$6,550.00	\$60,100.00	Plant & Fleet	1
PLANT & FLEET	Dean 1600L Pontoon Fuel Trailer	\$12,000.00	0	2025	2026	4	8135185	66064	\$12,000.00	\$852.00	\$1,572.00	\$14,424.00	Plant & Fleet	1
PLANT & FLEET	Sewell Road Broom - Adaminaby	\$40,000.00	0	2025	2026	4	8135187	66067	\$40,000.00	\$2,840.00	\$5,240.00	\$48,080.00	Plant & Fleet	1
PLANT & FLEET	Berends EHD Slasher - Adaminaby	\$15,000.00	0	2025	2026	4	8135188	66068	\$15,000.00	\$1,065.00	\$1,965.00	\$18,030.00	Plant & Fleet	1
PLANT & FLEET	McConnell Boom Mower	\$35,000.00	0	2025	2026	4	8094010	66073	\$35,000.00	\$2,485.00	\$4,585.00	\$42,070.00	Plant & Fleet	1
PLANT & FLEET	Howard HD160 Slasher - Jindabyne	\$15,000.00	0	2025	2026	4	8094011	66074	\$15,000.00	\$1,065.00	\$1,965.00	\$18,030.00	Plant & Fleet	1
PLANT & FLEET	Electrical Tester	\$4,500.00	0	2025	2026	4	8094012	66077	\$4,500.00	\$319.50	\$589.50	\$5,409.00	Plant & Fleet	1
PLANT & FLEET	Dear Trailer Tar Pot	\$4,000.00	0	2025	2026	4	8094013	66078	\$4,000.00	\$284.00	\$524.00	\$4,808.00	Plant & Fleet	1
PLANT & FLEET	Dean Trailer - Jindabyne	\$8,000.00	0	2025	2026	4	8094014	66079	\$8,000.00	\$568.00	\$1,048.00	\$9,616.00	Plant & Fleet	1
PLANT & FLEET	Tipping Trailer	\$7,000.00	0	2025	2026	4	8094015	66080	\$7,000.00	\$497.00	\$917.00	\$8,414.00	Plant & Fleet	1
PLANT & FLEET	Victa Mower	\$705.00	0	2025	2026	4	8094016	66081	\$705.00	\$50.06	\$92.36	\$847.41	Plant & Fleet	1
PLANT & FLEET	Sinclair Pressurised Water Tank & Pump	\$15,000.00	0	2025	2026	4	8094017	66084	\$15,000.00	\$1,065.00	\$1,965.00	\$18,030.00	Plant & Fleet	1
PLANT & FLEET	Generator	\$4,000.00	0	2025	2026	4	8094018	66085	\$4,000.00	\$284.00	\$524.00	\$4,808.00	Plant & Fleet	1
PLANT & FLEET	Skyes Traffic Lights	\$20,000.00	0	2025	2026	4	8094019	66086	\$20,000.00	\$1,420.00	\$2,620.00	\$24,040.00	Plant & Fleet	1
PLANT & FLEET	Skyes Traffic Lights	\$20,000.00	0	2025	2026	4	8094020	66087	\$20,000.00	\$1,420.00	\$2,620.00	\$24,040.00	Plant & Fleet	1
PLANT & FLEET	Grader Cat 12H	\$320,000.00	0	2025	2026	4	8094021	66088	\$320,000.00	\$22,720.00	\$41,920.00	\$384,640.00	Plant & Fleet	1
PLANT & FLEET	Weedspray Trailer	\$12,000.00	0	2025	2026	4	8094022	66089	\$12,000.00	\$852.00	\$1,572.00	\$14,424.00	Plant & Fleet	1
PLANT & FLEET	Toyota Coaster	\$120,000.00	0	2025	2026	4	8094023	66091	\$120,000.00	\$8,520.00	\$15,720.00	\$144,240.00	Plant & Fleet	1

Model Category	Asset Name	Renewal Cost	Risk	Expiry Year	Funded Year	Condition	JRAKMS ID	Client ID	Renewal Need	Maintenance Need	Operations Need	Total Need	Treatment	Dimension 1
PLANT & FLEET	Mitsubishi Water Truck 6x4	\$175,000.00	0	2025	2026	4	8094024	66093	\$175,000.00	\$12,425.00	\$22,925.00	\$210,350.00	Plant & Fleet	1
PLANT & FLEET	Car Trailer	\$10,900.00	0	2025	2026	4	8094025	66113	\$10,900.00	\$773.90	\$1,427.90	\$13,101.80	Plant & Fleet	1
PLANT & FLEET	Isuzu NPS300	\$110,000.00	0	2025	2026	4	8094029	66117	\$110,000.00	\$7,810.00	\$14,410.00	\$132,220.00	Plant & Fleet	1
PLANT & FLEET	Toyota Hiace Bus	\$57,772.00	0	2025	2026	4	8094035	66124	\$57,772.00	\$4,101.81	\$7,568.13	\$69,441.94	Plant & Fleet	1
PLANT & FLEET	Mitsubishi Triton (P&G / WW)	\$33,902.00	0	2025	2026	4	8094053	66152	\$33,902.00	\$2,407.04	\$4,441.16	\$40,750.20	Plant & Fleet	1
PLANT & FLEET	Iseki Mower	\$44,000.00	0	2025	2026	4	8094060	66159	\$44,000.00	\$3,124.00	\$5,764.00	\$52,888.00	Plant & Fleet	1
PLANT & FLEET	Isuzu NPR400 Long	\$73,386.00	0	2025	2026	4	8094061	66160	\$73,386.00	\$5,210.41	\$9,613.57	\$88,209.97	Plant & Fleet	1
PLANT & FLEET	Kubota Ride On	\$35,212.00	0	2025	2026	4	8094095	66205	\$35,212.00	\$2,500.05	\$4,612.77	\$42,324.82	Plant & Fleet	1
PLANT & FLEET	Toro Ride On	\$35,917.00	0	2025	2026	4	8094096	66207	\$35,917.00	\$2,550.11	\$4,705.13	\$43,172.23	Plant & Fleet	1
PLANT & FLEET	Nissan Navara	\$36,596.00	0	2025	2026	4	8094153	66274	\$36,596.00	\$2,598.32	\$4,794.08	\$43,988.39	Plant & Fleet	1
PLANT & FLEET	Isuzu Tipper Dual Cab	\$110,000.00	0	2025	2026	4	8094171	66483	\$110,000.00	\$7,810.00	\$14,410.00	\$132,220.00	Plant & Fleet	1
PLANT & FLEET	Mitsubishi Canter	\$90,000.00	0	2025	2026	4	8094172	66484	\$90,000.00	\$6,390.00	\$11,790.00	\$108,180.00	Plant & Fleet	1
PLANT & FLEET	Mitsubishi Canter	\$35,272.00	0	2025	2026	4	8094173	66485	\$35,272.00	\$2,504.31	\$4,620.63	\$42,396.94	Plant & Fleet	1
PLANT & FLEET	Power Broom	\$1,429.00	0	2025	2026	4	8135074	67116	\$1,429.00	\$101.46	\$187.20	\$1,717.66	Plant & Fleet	1
PLANT & FLEET	Stihl Trimmer	\$595.00	0	2025	2026	4	8135078	67120	\$595.00	\$42.25	\$77.95	\$715.19	Plant & Fleet	1
PLANT & FLEET	Dynapac Rammer	\$3,431.00	0	2025	2026	4	8135108	67151	\$3,431.00	\$243.60	\$449.46	\$4,124.06	Plant & Fleet	1
PLANT & FLEET	Air Drill	\$1,597.00	0	2025	2026	4	8135125	67176	\$1,597.00	\$113.39	\$209.21	\$1,919.59	Plant & Fleet	1
PLANT & FLEET	Subaru Outback	\$36,575.00	0	2025	2026	4	8094194	66508	\$36,575.00	\$2,596.83	\$4,791.33	\$43,963.15	Plant & Fleet	1
PLANT & FLEET	Toyota Hilux Workmate	\$28,861.00	0	2025	2026	4	8094247	66571	\$28,861.00	\$2,049.13	\$3,780.79	\$34,690.92	Plant & Fleet	1
PLANT & FLEET	Toyota Hilux Workmate	\$22,972.00	0	2025	2026	4	8094248	66572	\$22,972.00	\$1,631.01	\$3,009.33	\$27,612.34	Plant & Fleet	1
PLANT & FLEET	Mitsubishi Triton	\$35,677.00	0	2025	2026	4	8094240	66562	\$35,677.00	\$2,533.07	\$4,673.69	\$42,883.75	Plant & Fleet	1
PLANT & FLEET	Mitsubishi Fuso 2T Tipper	\$58,027.00	0	2025	2026	4	8094253	66593	\$58,027.00	\$4,119.92	\$7,601.54	\$69,748.45	Plant & Fleet	1
PLANT & FLEET	Mitsubishi Fuso 2T Tipper	\$58,027.00	0	2025	2026	4	8094281	66790	\$58,027.00	\$4,119.92	\$7,601.54	\$69,748.45	Plant & Fleet	1
PLANT & FLEET	Stihl Trimmer	\$521.00	0	2025	2026	4	8094268	66777	\$521.00	\$36.99	\$68.25	\$626.24	Plant & Fleet	1
PLANT & FLEET	Stihl Trimmer	\$521.00	0	2025	2026	4	8094270	66779	\$521.00	\$36.99	\$68.25	\$626.24	Plant & Fleet	1

Model Category	Asset Name	Renewal Cost	Risk	Expiry Year	Funded Year	Condition	JRAKMS ID	Client ID	Renewal Need	Maintenance Need	Operations Need	Total Need	Treatment	Dimension 1
PLANT & FLEET	Stihl Quickcut Saw	\$1,390.00	0	2025	2026	4	8094279	66788	\$1,390.00	\$98.69	\$182.09	\$1,670.78	Plant & Fleet	1
PLANT & FLEET	Stihl Trimmer	\$562.00	0	2025	2026	4	8094322	66836	\$562.00	\$39.90	\$73.62	\$675.52	Plant & Fleet	1
PLANT & FLEET	Stihl Chainsaw	\$455.00	0	2025	2026	4	8135062	67104	\$455.00	\$32.31	\$59.61	\$546.91	Plant & Fleet	1
PLANT & FLEET	Stihl Chainsaw MS381 Magnum	\$2,085.00	0	2025	2026	4	8135071	67113	\$2,085.00	\$148.04	\$273.14	\$2,506.17	Plant & Fleet	1
PLANT & FLEET	Stihl Backpack Blower	\$870.00	0	2025	2026	4	8135085	67127	\$870.00	\$61.77	\$113.97	\$1,045.74	Plant & Fleet	1
PLANT & FLEET	Lawnmower	\$1,168.00	0	2025	2026	4	8135113	67156	\$1,168.00	\$82.93	\$153.01	\$1,403.94	Plant & Fleet	1
PLANT & FLEET	Hino Tipper	\$90,000.00	0	2026	2026	4	8094129	66246	\$90,000.00	\$6,390.00	\$11,790.00	\$108,180.00	Plant & Fleet	1
PLANT & FLEET	McConnel Flail Mower	\$90,426.00	0	2026	2026	4	8094289	66799	\$90,426.00	\$6,420.25	\$11,845.81	\$108,692.05	Plant & Fleet	1
PLANT & FLEET	Forklift	\$30,924.00	0	2026	2026	4	8094295	66805	\$30,924.00	\$2,195.60	\$4,051.04	\$37,170.65	Plant & Fleet	1
PLANT & FLEET	Boat Stacer 360 JON Punt	\$2,404.00	0	2026	2026	4	8094321	66832	\$2,404.00	\$170.68	\$314.92	\$2,889.61	Plant & Fleet	1
PLANT & FLEET	6x4 Victorian Trailer	\$1,436.00	0	2026	2026	4	8135129	67180	\$1,436.00	\$101.96	\$188.12	\$1,726.07	Plant & Fleet	1
PLANT & FLEET	Trailer 6x4	\$1,940.00	0	2026	2026	4	8135136	67187	\$1,940.00	\$137.74	\$254.14	\$2,331.88	Plant & Fleet	1
PLANT & FLEET	Berends Slasher	\$1,617.00	0	2026	2026	4	8135147	67199	\$1,617.00	\$114.81	\$211.83	\$1,943.63	Plant & Fleet	1
PLANT & FLEET	Cherry Picker	\$60,710.00	0	2026	2026	4	8135167	67225	\$60,710.00	\$4,310.41	\$7,953.01	\$72,973.42	Plant & Fleet	1
PLANT & FLEET	Mitsubishi Triton Sngl Cab	\$30,000.00	0	2026	2026	3	8094120	66235	\$30,000.00	\$2,130.00	\$3,930.00	\$36,060.00	Plant & Fleet	1
PLANT & FLEET	Mitsubishi Triton 4wd Club Cab	\$40,000.00	0	2026	2026	3	8094123	66239	\$40,000.00	\$2,840.00	\$5,240.00	\$48,080.00	Plant & Fleet	1
PLANT & FLEET	Kubota Zero Turn Ride On	\$30,000.00	0	2026	2026	3	8094131	66248	\$30,000.00	\$2,130.00	\$3,930.00	\$36,060.00	Plant & Fleet	1
PLANT & FLEET	Hyundai iMax	\$34,597.00	0	2026	2026	3	8094245	66569	\$34,597.00	\$2,456.39	\$4,532.21	\$41,585.59	Plant & Fleet	1
PLANT & FLEET	Ford VO Transit Jumbo Van	\$42,512.00	0	2026	2026	3	8094313	66824	\$42,512.00	\$3,018.35	\$5,569.07	\$51,099.42	Plant & Fleet	1
PLANT & FLEET	Demolition Hammer	\$1,987.00	0	2026	2026	3	8135169	67231	\$1,987.00	\$141.08	\$260.30	\$2,388.37	Plant & Fleet	1
PLANT & FLEET	Subaru Forester	\$34,187.00	0	2026	2026	2	8094027	66115	\$34,187.00	\$2,427.28	\$4,478.50	\$41,092.77	Plant & Fleet	1
PLANT & FLEET	Hyundai i30 - Pool Vehicle	\$20,877.00	0	2026	2026	2	8094028	66116	\$20,877.00	\$1,482.27	\$2,734.89	\$25,094.15	Plant & Fleet	1
PLANT & FLEET	Toyota Landcruiser	\$33,902.00	0	2026	2026	2	8094034	66123	\$33,902.00	\$2,407.04	\$4,441.16	\$40,750.20	Plant & Fleet	1
PLANT & FLEET	Ford Ranger	\$33,902.00	0	2026	2026	2	8094036	66125	\$33,902.00	\$2,407.04	\$4,441.16	\$40,750.20	Plant & Fleet	1
PLANT & FLEET	Toyota Camry	\$35,288.00	0	2026	2026	2	8094037	66127	\$35,288.00	\$2,505.45	\$4,622.73	\$42,416.18	Plant & Fleet	1

Model Category	Asset Name	Renewal Cost	Risk	Expiry Year	Funded Year	Condition	JRAKMS ID	Client ID	Renewal Need	Maintenance Need	Operations Need	Total Need	Treatment	Dimension 1
PLANT & FLEET	Isuzu D-Max (P&G / WW)	\$35,272.00	0	2026	2026	2	8094038	66128	\$35,272.00	\$2,504.31	\$4,620.63	\$42,396.94	Plant & Fleet	1
PLANT & FLEET	Ford Ranger	\$33,902.00	0	2026	2026	2	8094051	66150	\$33,902.00	\$2,407.04	\$4,441.16	\$40,750.20	Plant & Fleet	1
PLANT & FLEET	Ford Ranger	\$33,902.00	0	2026	2026	2	8094052	66151	\$33,902.00	\$2,407.04	\$4,441.16	\$40,750.20	Plant & Fleet	1
PLANT & FLEET	Toyota Tarago	\$48,899.00	0	2026	2026	2	8094057	66156	\$48,899.00	\$3,471.83	\$6,405.77	\$58,776.60	Plant & Fleet	1
PLANT & FLEET	Mahindra Pickup Dual Cab	\$34,581.00	0	2026	2026	2	8094058	66157	\$34,581.00	\$2,455.25	\$4,530.11	\$41,566.36	Plant & Fleet	1
PLANT & FLEET	Mahindra Utility	\$33,902.00	0	2026	2026	2	8094065	66167	\$33,902.00	\$2,407.04	\$4,441.16	\$40,750.20	Plant & Fleet	1
PLANT & FLEET	Nissan X-Trail	\$47,000.00	0	2026	2026	2	8094088	66191	\$47,000.00	\$3,337.00	\$6,157.00	\$56,494.00	Plant & Fleet	1
PLANT & FLEET	Nissan Navara 4wd	\$39,582.00	0	2026	2026	2	8094094	66204	\$39,582.00	\$2,810.32	\$5,185.24	\$47,577.56	Plant & Fleet	1
PLANT & FLEET	Subaru Forester	\$34,187.00	0	2026	2026	2	8094097	66208	\$34,187.00	\$2,427.28	\$4,478.50	\$41,092.77	Plant & Fleet	1
PLANT & FLEET	Ford Ranger	\$33,902.00	0	2026	2026	2	8094098	66209	\$33,902.00	\$2,407.04	\$4,441.16	\$40,750.20	Plant & Fleet	1
PLANT & FLEET	Subaru Forester	\$29,929.00	0	2026	2026	2	8094163	66284	\$29,929.00	\$2,124.96	\$3,920.70	\$35,974.66	Plant & Fleet	1
PLANT & FLEET	Mitsubishi Lancer - Berridale Pool Car	\$19,338.00	0	2026	2026	2	8094167	66288	\$19,338.00	\$1,373.00	\$2,533.28	\$23,244.28	Plant & Fleet	1
PLANT & FLEET	7x4 Galvanised Box Trailer	\$2,273.00	0	2026	2026	4	8135146	67198	\$2,273.00	\$161.38	\$297.76	\$2,732.15	Plant & Fleet	1
PLANT & FLEET	Generator 3.4Kva	\$1,584.00	0	2026	2026	4	8135121	67164	\$1,584.00	\$112.46	\$207.50	\$1,903.97	Plant & Fleet	1
PLANT & FLEET	Pole Saw	\$1,585.00	0	2026	2026	3	8094189	66502	\$1,585.00	\$112.54	\$207.64	\$1,905.17	Plant & Fleet	1
PLANT & FLEET	Honda Pump WX10T	\$992.00	0	2026	2026	3	8094201	66516	\$992.00	\$70.43	\$129.95	\$1,192.38	Plant & Fleet	1
PLANT & FLEET	Honda Pump WX10T	\$992.00	0	2026	2026	3	8094202	66517	\$992.00	\$70.43	\$129.95	\$1,192.38	Plant & Fleet	1
PLANT & FLEET	Honda Pump WX10T	\$992.00	0	2026	2026	3	8094203	66518	\$992.00	\$70.43	\$129.95	\$1,192.38	Plant & Fleet	1
PLANT & FLEET	Pressure Washer	\$1,003.00	0	2026	2026	3	8094207	66524	\$1,003.00	\$71.21	\$131.39	\$1,205.61	Plant & Fleet	1
PLANT & FLEET	Lawnmower	\$699.00	0	2026	2026	3	8094209	66526	\$699.00	\$49.63	\$91.57	\$840.20	Plant & Fleet	1
PLANT & FLEET	Stihl Chainsaw	\$373.00	0	2026	2026	3	8094212	66529	\$373.00	\$26.48	\$48.86	\$448.35	Plant & Fleet	1
PLANT & FLEET	Stihl Trimmer	\$553.00	0	2026	2026	3	8094220	66539	\$553.00	\$39.26	\$72.44	\$664.71	Plant & Fleet	1
PLANT & FLEET	Husqvarna Mower	\$772.00	0	2026	2026	3	8094221	66540	\$772.00	\$54.81	\$101.13	\$927.94	Plant & Fleet	1
PLANT & FLEET	Husqvarna Hedge trimmer	\$772.00	0	2026	2026	3	8094222	66541	\$772.00	\$54.81	\$101.13	\$927.94	Plant & Fleet	1
PLANT & FLEET	Husqvarna Blower	\$454.00	0	2026	2026	3	8094223	66542	\$454.00	\$32.23	\$59.47	\$545.71	Plant & Fleet	1

Model Category	Asset Name	Renewal Cost	Risk	Expiry Year	Funded Year	Condition	JRAKMS ID	Client ID	Renewal Need	Maintenance Need	Operations Need	Total Need	Treatment	Dimension 1
PLANT & FLEET	Trimmer	\$637.00	0	2026	2026	3	8094263	66763	\$637.00	\$45.23	\$83.45	\$765.67	Plant & Fleet	1
PLANT & FLEET	Stihl Trimmer	\$521.00	0	2026	2026	3	8094269	66778	\$521.00	\$36.99	\$68.25	\$626.24	Plant & Fleet	1
PLANT & FLEET	Pressure Washer	\$1,116.00	0	2026	2026	3	8094276	66785	\$1,116.00	\$79.24	\$146.20	\$1,341.43	Plant & Fleet	1
<b>Total 2027</b>		<b>\$3,028,672.00</b>							<b>\$3,028,672.00</b>	<b>\$215,035.71</b>	<b>\$396,756.03</b>	<b>\$3,640,463.74</b>		
PLANT & FLEET	Hyundai i30	\$25,261.00	0	2026	2027	2	8094219	66538	\$25,261.00	\$1,793.53	\$3,309.19	\$30,363.72	Plant & Fleet	1
PLANT & FLEET	Subaru Outback AWD	\$37,011.00	0	2026	2027	2	8094234	66556	\$37,011.00	\$2,627.78	\$4,848.44	\$44,487.22	Plant & Fleet	1
PLANT & FLEET	Mitsubishi Triton 4x4	\$34,977.00	0	2026	2027	2	8094235	66557	\$34,977.00	\$2,483.37	\$4,581.99	\$42,042.35	Plant & Fleet	1
PLANT & FLEET	Ford Ranger Crew Tray 4x4	\$33,235.00	0	2026	2027	2	8094325	66843	\$33,235.00	\$2,359.69	\$4,353.79	\$39,948.47	Plant & Fleet	1
PLANT & FLEET	Mitsubishi Triton Dual Cab 4x4	\$33,753.00	0	2026	2027	2	8094329	66869	\$33,753.00	\$2,396.46	\$4,421.64	\$40,571.11	Plant & Fleet	1
PLANT & FLEET	Ford Ranger Crew Tray 4x4	\$33,235.00	0	2026	2027	2	8094330	66880	\$33,235.00	\$2,359.69	\$4,353.79	\$39,948.47	Plant & Fleet	1
PLANT & FLEET	Grader Escort Ford Ranger	\$32,518.00	0	2026	2027	2	8094332	66936	\$32,518.00	\$2,308.78	\$4,259.86	\$39,086.64	Plant & Fleet	1
PLANT & FLEET	Ford Ranger Grader Escort Vehicle	\$32,518.00	0	2026	2027	2	8094335	66952	\$32,518.00	\$2,308.78	\$4,259.86	\$39,086.64	Plant & Fleet	1
PLANT & FLEET	Mitsubishi Outlander	\$35,000.00	0	2026	2027	3	8094130	66247	\$35,000.00	\$2,485.00	\$4,585.00	\$42,070.00	Plant & Fleet	1
PLANT & FLEET	Subaru Forester	\$31,000.00	0	2026	2027	3	8094133	66250	\$31,000.00	\$2,201.00	\$4,061.00	\$37,262.00	Plant & Fleet	1
PLANT & FLEET	Mitsubishi Outlander AWD	\$30,000.00	0	2026	2027	3	8094134	66252	\$30,000.00	\$2,130.00	\$3,930.00	\$36,060.00	Plant & Fleet	1
PLANT & FLEET	Toyota Camry	\$25,000.00	0	2026	2027	3	8094135	66253	\$25,000.00	\$1,775.00	\$3,275.00	\$30,050.00	Plant & Fleet	1
PLANT & FLEET	Nissan X-Trail	\$32,000.00	0	2026	2027	3	8094136	66254	\$32,000.00	\$2,272.00	\$4,192.00	\$38,464.00	Plant & Fleet	1
PLANT & FLEET	Nissan X-Trail	\$33,000.00	0	2026	2027	3	8094137	66255	\$33,000.00	\$2,343.00	\$4,323.00	\$39,666.00	Plant & Fleet	1
PLANT & FLEET	Subaru Forester	\$30,000.00	0	2026	2027	3	8094138	66256	\$30,000.00	\$2,130.00	\$3,930.00	\$36,060.00	Plant & Fleet	1
PLANT & FLEET	Mitsubishi Outlander	\$29,382.00	0	2026	2027	3	8094147	66265	\$29,382.00	\$2,086.12	\$3,849.04	\$35,317.16	Plant & Fleet	1
PLANT & FLEET	Nissan Navara - Mayor	\$45,000.00	0	2026	2027	3	8094148	66267	\$45,000.00	\$3,195.00	\$5,895.00	\$54,090.00	Plant & Fleet	1
PLANT & FLEET	Nissan X-Trail - J.Mackay purchased	\$37,000.00	0	2026	2027	3	8094150	66269	\$37,000.00	\$2,627.00	\$4,847.00	\$44,474.00	Plant & Fleet	1
PLANT & FLEET	Subaru Forester	\$28,604.00	0	2026	2027	3	8094151	66271	\$28,604.00	\$2,030.88	\$3,747.12	\$34,382.01	Plant & Fleet	1
PLANT & FLEET	Ford Ranger PXII XL Single Cab 4x4	\$37,860.00	0	2026	2027	3	8094225	66544	\$37,860.00	\$2,688.06	\$4,959.66	\$45,507.72	Plant & Fleet	1
PLANT & FLEET	Subaru Outback	\$36,375.00	0	2026	2027	3	8094237	66559	\$36,375.00	\$2,582.63	\$4,765.13	\$43,722.75	Plant & Fleet	1

Model Category	Asset Name	Renewal Cost	Risk	Expiry Year	Funded Year	Condition	JRAKMS ID	Client ID	Renewal Need	Maintenance Need	Operations Need	Total Need	Treatment	Dimension 1
PLANT & FLEET	Subaru Impreza	\$23,049.00	0	2026	2027	3	8094266	66775	\$23,049.00	\$1,636.48	\$3,019.42	\$27,704.90	Plant & Fleet	1
PLANT & FLEET	Nissan Navara 4x4 Dual Cab	\$33,870.00	0	2026	2027	3	8094312	66823	\$33,870.00	\$2,404.77	\$4,436.97	\$40,711.74	Plant & Fleet	1
PLANT & FLEET	Nissan Navara 4wd	\$40,000.00	0	2026	2027	4	8094139	66257	\$40,000.00	\$2,840.00	\$5,240.00	\$48,080.00	Plant & Fleet	1
PLANT & FLEET	Nissan Navara 4wd	\$40,000.00	0	2026	2027	4	8094140	66258	\$40,000.00	\$2,840.00	\$5,240.00	\$48,080.00	Plant & Fleet	1
PLANT & FLEET	Mitsubishi Triton 4wd Dual Cab	\$40,000.00	0	2026	2027	4	8094141	66259	\$40,000.00	\$2,840.00	\$5,240.00	\$48,080.00	Plant & Fleet	1
PLANT & FLEET	Mitsubishi Triton 4wd	\$40,000.00	0	2026	2027	4	8094142	66260	\$40,000.00	\$2,840.00	\$5,240.00	\$48,080.00	Plant & Fleet	1
PLANT & FLEET	Mitsubishi Triton 4wd - Jindy Depot	\$40,000.00	0	2026	2027	4	8094143	66261	\$40,000.00	\$2,840.00	\$5,240.00	\$48,080.00	Plant & Fleet	1
PLANT & FLEET	Mitsubishi Triton	\$30,000.00	0	2026	2027	4	8094144	66262	\$30,000.00	\$2,130.00	\$3,930.00	\$36,060.00	Plant & Fleet	1
PLANT & FLEET	Nissan Navara	\$30,336.00	0	2026	2027	4	8094145	66263	\$30,336.00	\$2,153.86	\$3,974.02	\$36,463.87	Plant & Fleet	1
PLANT & FLEET	Mitsubishi Triton Dual Cab	\$35,253.00	0	2026	2027	4	8094146	66264	\$35,253.00	\$2,502.96	\$4,618.14	\$42,374.11	Plant & Fleet	1
PLANT & FLEET	Ford Transit	\$85,000.00	0	2026	2027	4	8094149	66268	\$85,000.00	\$6,035.00	\$11,135.00	\$102,170.00	Plant & Fleet	1
PLANT & FLEET	3.5T Mitsubishi Fuso Crew Cab Tipper	\$105,605.00	0	2026	2027	4	8094272	66781	\$105,605.00	\$7,497.96	\$13,834.26	\$126,937.21	Plant & Fleet	1
PLANT & FLEET	Ford Ranger 4x4 Crane T/Top	\$45,833.00	0	2026	2027	4	8094314	66825	\$45,833.00	\$3,254.14	\$6,004.12	\$55,091.27	Plant & Fleet	1
PLANT & FLEET	2.7kva Genset	\$2,506.00	0	2026	2027	4	8094317	66828	\$2,506.00	\$177.93	\$328.29	\$3,012.21	Plant & Fleet	1
PLANT & FLEET	Stihl Chainsaw	\$373.00	0	2026	2027	4	8094333	66950	\$373.00	\$26.48	\$48.86	\$448.35	Plant & Fleet	1
PLANT & FLEET	Stihl Chainsaw	\$373.00	0	2026	2027	4	8094336	66953	\$373.00	\$26.48	\$48.86	\$448.35	Plant & Fleet	1
PLANT & FLEET	Stihl Chainsaw	\$373.00	0	2026	2027	4	8094338	66959	\$373.00	\$26.48	\$48.86	\$448.35	Plant & Fleet	1
PLANT & FLEET	Trimmer with Bike Handle	\$885.00	0	2026	2027	4	8135073	67115	\$885.00	\$62.84	\$115.94	\$1,063.77	Plant & Fleet	1
PLANT & FLEET	Leaf Blower	\$251.00	0	2026	2027	4	8135089	67131	\$251.00	\$17.82	\$32.88	\$301.70	Plant & Fleet	1
PLANT & FLEET	Concrete Quickcut Saw	\$1,146.00	0	2026	2027	4	8135102	67145	\$1,146.00	\$81.37	\$150.13	\$1,377.49	Plant & Fleet	1
PLANT & FLEET	Wheeled Trimmer	\$1,570.00	0	2026	2027	4	8135130	67181	\$1,570.00	\$111.47	\$205.67	\$1,887.14	Plant & Fleet	1
PLANT & FLEET	Wacker Plate	\$3,032.00	0	2026	2027	4	8135165	67221	\$3,032.00	\$215.27	\$397.19	\$3,644.46	Plant & Fleet	1
PLANT & FLEET	Demolition Hammer	\$2,067.00	0	2026	2027	4	8135170	67232	\$2,067.00	\$146.76	\$270.78	\$2,484.53	Plant & Fleet	1
PLANT & FLEET	Subaru Impreza	\$21,775.00	0	2026	2027	2	8094205	66521	\$21,775.00	\$1,546.03	\$2,852.53	\$26,173.55	Plant & Fleet	1
PLANT & FLEET	Mitsubishi Triton 4x4 Dual Cab	\$35,866.00	0	2026	2027	2	8094224	66543	\$35,866.00	\$2,546.49	\$4,698.45	\$43,110.93	Plant & Fleet	1

Model Category	Asset Name	Renewal Cost	Risk	Expiry Year	Funded Year	Condition	JRAKMS ID	Client ID	Renewal Need	Maintenance Need	Operations Need	Total Need	Treatment	Dimension 1
PLANT & FLEET	Mitsubishi Triton Cab Chassis 4x4	\$33,582.00	0	2026	2027	2	8094231	66551	\$33,582.00	\$2,384.32	\$4,399.24	\$40,365.56	Plant & Fleet	1
PLANT & FLEET	Nissan X-Trail 4WD	\$29,238.00	0	2026	2027	2	8094249	66573	\$29,238.00	\$2,075.90	\$3,830.18	\$35,144.08	Plant & Fleet	1
PLANT & FLEET	Ford Ranger Grader Escort	\$32,518.00	0	2026	2027	2	8094339	66960	\$32,518.00	\$2,308.78	\$4,259.86	\$39,086.64	Plant & Fleet	1
PLANT & FLEET	Mitsubishi Triton 4x4	\$33,755.00	0	2026	2027	2	8094233	66554	\$33,755.00	\$2,396.61	\$4,421.91	\$40,573.51	Plant & Fleet	1
PLANT & FLEET	Ford Ranger 4wd Dual Cab (Bredbo Water)	\$33,389.00	0	2026	2027	2	8094311	66822	\$33,389.00	\$2,370.62	\$4,373.96	\$40,133.58	Plant & Fleet	1
PLANT & FLEET	Case Backhoe	\$149,615.00	0	2027	2027	5	8094152	66273	\$149,615.00	\$10,622.67	\$19,599.57	\$179,837.23	Plant & Fleet	1
PLANT & FLEET	Grader CAT	\$375,705.00	0	2027	2027	5	8094154	66275	\$375,705.00	\$26,675.06	\$49,217.36	\$451,597.41	Plant & Fleet	1
PLANT & FLEET	Bobcat	\$88,182.00	0	2027	2027	5	8094164	66285	\$88,182.00	\$6,260.92	\$11,551.84	\$105,994.76	Plant & Fleet	1
PLANT & FLEET	Komatsu WA200PZ Loader	\$365,205.00	0	2027	2027	5	8135098	67141	\$365,205.00	\$25,929.56	\$47,841.86	\$438,976.41	Plant & Fleet	1
PLANT & FLEET	CRC Trailer (Community Recycle Centre)	\$21,119.00	0	2027	2027	5	8135141	67192	\$21,119.00	\$1,499.45	\$2,766.59	\$25,385.04	Plant & Fleet	1
PLANT & FLEET	8x5 Box Trailer	\$4,390.00	0	2027	2027	5	8135145	67197	\$4,390.00	\$311.69	\$575.09	\$5,276.78	Plant & Fleet	1
PLANT & FLEET	Post Hole Digger	\$5,417.00	0	2027	2027	5	8135171	67238	\$5,417.00	\$384.61	\$709.63	\$6,511.23	Plant & Fleet	1
PLANT & FLEET	Road Broom 84",10005.0000"	\$10,005.00	0	2027	2027	5	8135172	67239	\$10,005.00	\$710.36	\$1,310.66	\$12,026.01	Plant & Fleet	1
PLANT & FLEET	24 Cold Planer"	\$21,390.00	0	2027	2027	5	8135173	67240	\$21,390.00	\$1,518.69	\$2,802.09	\$25,710.78	Plant & Fleet	1
PLANT & FLEET	Trailer for Excavator (3049)	\$10,000.00	0	2027	2027	4	8094070	66173	\$10,000.00	\$710.00	\$1,310.00	\$12,020.00	Plant & Fleet	1
PLANT & FLEET	Demolition Hammer	\$1,774.00	0	2027	2027	3	8094316	66827	\$1,774.00	\$125.95	\$232.39	\$2,132.35	Plant & Fleet	1
PLANT & FLEET	Road Saw	\$5,945.00	0	2027	2027	3	8094323	66837	\$5,945.00	\$422.10	\$778.80	\$7,145.89	Plant & Fleet	1
PLANT & FLEET	Mitsubishi Lancer	\$19,338.00	0	2027	2027	2	8094165	66286	\$19,338.00	\$1,373.00	\$2,533.28	\$23,244.28	Plant & Fleet	1
<b>Total 2027</b>		<b>\$2,592,459.00</b>							<b>\$2,592,459.00</b>	<b>\$184,064.59</b>	<b>\$339,612.13</b>	<b>\$3,116,135.72</b>		
PLANT & FLEET	Cat Roller	\$68,126.00	0	2027	2028	4	8094258	66721	\$68,126.00	\$4,836.95	\$8,924.51	\$81,887.45	Plant & Fleet	1
PLANT & FLEET	Kubota AD326 Ride On	\$30,000.00	0	2027	2028	4	8094113	66225	\$30,000.00	\$2,130.00	\$3,930.00	\$36,060.00	Plant & Fleet	1
PLANT & FLEET	Toro Ground Master 4WD	\$70,501.00	0	2027	2028	4	8135164	67219	\$70,501.00	\$5,005.57	\$9,235.63	\$84,742.20	Plant & Fleet	1
PLANT & FLEET	Isuzu Truck NQR450 MR	\$100,000.00	0	2027	2028	4	8094118	66233	\$100,000.00	\$7,100.00	\$13,100.00	\$120,200.00	Plant & Fleet	1
PLANT & FLEET	4T Hino Truck Tipper with Crane	\$90,000.00	0	2027	2028	4	8094125	66242	\$90,000.00	\$6,390.00	\$11,790.00	\$108,180.00	Plant & Fleet	1
PLANT & FLEET	5T Isuzu Tipper Crew Cab Series 11	\$163,461.00	0	2027	2028	4	8094271	66780	\$163,461.00	\$11,605.73	\$21,413.39	\$196,480.12	Plant & Fleet	1

Model Category	Asset Name	Renewal Cost	Risk	Expiry Year	Funded Year	Condition	JRAKMS ID	Client ID	Renewal Need	Maintenance Need	Operations Need	Total Need	Treatment	Dimension 1
PLANT & FLEET	Iseki Ride On Mower	\$27,552.00	0	2027	2028	4	8094309	66820	\$27,552.00	\$1,956.19	\$3,609.31	\$33,117.50	Plant & Fleet	1
PLANT & FLEET	Hyundai Tucson	\$28,375.00	0	2027	2028	3	8094064	66166	\$28,375.00	\$2,014.63	\$3,717.13	\$34,106.75	Plant & Fleet	1
PLANT & FLEET	Nissan X-Trail	\$27,581.00	0	2027	2028	3	8094156	66277	\$27,581.00	\$1,958.25	\$3,613.11	\$33,152.36	Plant & Fleet	1
PLANT & FLEET	Nissan X-Trail ST-L	\$32,082.00	0	2027	2028	3	8094157	66278	\$32,082.00	\$2,277.82	\$4,202.74	\$38,562.56	Plant & Fleet	1
PLANT & FLEET	Subaru Forester	\$28,620.00	0	2027	2028	3	8094159	66280	\$28,620.00	\$2,032.02	\$3,749.22	\$34,401.24	Plant & Fleet	1
PLANT & FLEET	Subaru Forester	\$31,893.00	0	2027	2028	3	8094160	66281	\$31,893.00	\$2,264.40	\$4,177.98	\$38,335.39	Plant & Fleet	1
PLANT & FLEET	Subaru Forester	\$31,893.00	0	2027	2028	3	8094161	66282	\$31,893.00	\$2,264.40	\$4,177.98	\$38,335.39	Plant & Fleet	1
PLANT & FLEET	Nissan X-Trail	\$29,685.00	0	2027	2028	3	8094166	66287	\$29,685.00	\$2,107.64	\$3,888.74	\$35,681.37	Plant & Fleet	1
PLANT & FLEET	Mitsubishi Outlander AWD	\$31,728.00	0	2027	2028	3	8094168	66289	\$31,728.00	\$2,252.69	\$4,156.37	\$38,137.06	Plant & Fleet	1
PLANT & FLEET	Nissan X-Trail 4wd	\$15,010.00	0	2027	2028	3	8094169	66290	\$15,010.00	\$1,065.71	\$1,966.31	\$18,042.02	Plant & Fleet	1
PLANT & FLEET	Isuzu D-Max 4wd Crew	\$29,847.00	0	2027	2028	3	8094170	66291	\$29,847.00	\$2,119.14	\$3,909.96	\$35,876.09	Plant & Fleet	1
PLANT & FLEET	Nissan X-Trail 2WD	\$27,806.00	0	2027	2028	3	8094238	66560	\$27,806.00	\$1,974.23	\$3,642.59	\$33,422.81	Plant & Fleet	1
PLANT & FLEET	Nissan X-Trail 4WD	\$37,327.00	0	2027	2028	3	8094243	66565	\$37,327.00	\$2,650.22	\$4,889.84	\$44,867.05	Plant & Fleet	1
PLANT & FLEET	Ford Ranger 4WD	\$31,275.00	0	2027	2028	3	8094267	66776	\$31,275.00	\$2,220.53	\$4,097.03	\$37,592.55	Plant & Fleet	1
PLANT & FLEET	Genset 3kVA	\$5,415.00	0	2027	2028	4	8135100	67143	\$5,415.00	\$384.47	\$709.37	\$6,508.83	Plant & Fleet	1
PLANT & FLEET	Hyundai iX35 Elite	\$26,202.00	0	2027	2028	4	8094200	66515	\$26,202.00	\$1,860.34	\$3,432.46	\$31,494.80	Plant & Fleet	1
PLANT & FLEET	Ford Ranger Crew Cab Tray Back	\$30,929.00	0	2027	2028	4	8094242	66564	\$30,929.00	\$2,195.96	\$4,051.70	\$37,176.66	Plant & Fleet	1
PLANT & FLEET	Ford Ranger 2x4	\$25,539.00	0	2027	2028	4	8094246	66570	\$25,539.00	\$1,813.27	\$3,345.61	\$30,697.88	Plant & Fleet	1
PLANT & FLEET	Nissan Navara 4x4	\$32,245.00	0	2027	2028	4	8094319	66830	\$32,245.00	\$2,289.40	\$4,224.10	\$38,758.49	Plant & Fleet	1
PLANT & FLEET	Nissan Navara 4wd	\$35,000.00	0	2027	2028	3	8094085	66188	\$35,000.00	\$2,485.00	\$4,585.00	\$42,070.00	Plant & Fleet	1
PLANT & FLEET	Subaru Forester	\$30,000.00	0	2027	2028	3	8094087	66190	\$30,000.00	\$2,130.00	\$3,930.00	\$36,060.00	Plant & Fleet	1
PLANT & FLEET	Hyundai i40	\$28,000.00	0	2027	2028	3	8094093	66201	\$28,000.00	\$1,988.00	\$3,668.00	\$33,656.00	Plant & Fleet	1
PLANT & FLEET	Hyundai i30	\$30,000.00	0	2027	2028	3	8094108	66219	\$30,000.00	\$2,130.00	\$3,930.00	\$36,060.00	Plant & Fleet	1
PLANT & FLEET	Kawasaki Loader	\$75,918.00	0	2028	2028	5	8135096	67138	\$75,918.00	\$5,390.18	\$9,945.26	\$91,253.44	Plant & Fleet	1
PLANT & FLEET	Massey Ferguson Tractor	\$108,100.00	0	2027	2028	5	8135151	67203	\$108,100.00	\$7,675.10	\$14,161.10	\$129,936.20	Plant & Fleet	1



Model Category	Asset Name	Renewal Cost	Risk	Expiry Year	Funded Year	Condition	JRAKMS ID	Client ID	Renewal Need	Maintenance Need	Operations Need	Total Need	Treatment	Dimension 1
PLANT & FLEET	Mitsubishi Triton 4wd	\$33,636.00	0	2028	2028	3	8094155	66276	\$33,636.00	\$2,388.16	\$4,406.32	\$40,430.47	Plant & Fleet	1
PLANT & FLEET	Mitsubishi Triton 4wd	\$37,706.00	0	2028	2028	3	8094158	66279	\$37,706.00	\$2,677.13	\$4,939.49	\$45,322.61	Plant & Fleet	1
PLANT & FLEET	Nissan X-Trail 4wd	\$32,082.00	0	2028	2028	3	8094162	66283	\$32,082.00	\$2,277.82	\$4,202.74	\$38,562.56	Plant & Fleet	1
PLANT & FLEET	7.0 kva Generator	\$4,966.00	0	2028	2028	3	8135163	67218	\$4,966.00	\$352.59	\$650.55	\$5,969.13	Plant & Fleet	1
PLANT & FLEET	Garbage Truck	\$500,000.00	0	2028	2028	4	8094080	66184	\$500,000.00	\$35,500.00	\$65,500.00	\$601,000.00	Plant & Fleet	1
PLANT & FLEET	Recycle Truck	\$500,000.00	0	2028	2028	4	8094082	66185	\$500,000.00	\$35,500.00	\$65,500.00	\$601,000.00	Plant & Fleet	1
PLANT & FLEET	Honda Generator	\$1,245.00	0	2028	2028	4	8094307	66818	\$1,245.00	\$88.40	\$163.10	\$1,496.49	Plant & Fleet	1
PLANT & FLEET	Mitsubishi Triton	\$26,960.00	0	2028	2028	4	8094229	66549	\$26,960.00	\$1,914.16	\$3,531.76	\$32,405.92	Plant & Fleet	1
PLANT & FLEET	Water Snorter (Pipeline Maint)	\$200,000.00	0	2028	2028	4	8094305	66816	\$200,000.00	\$14,200.00	\$26,200.00	\$240,400.00	Plant & Fleet	1
PLANT & FLEET	Subaru Forester - POOL Vehicle Cooma Depot	\$31,000.00	0	2028	2028	2	8094119	66234	\$31,000.00	\$2,201.00	\$4,061.00	\$37,262.00	Plant & Fleet	1
PLANT & FLEET	Nissan X-Trail 4WD	\$36,739.00	0	2028	2028	2	8094236	66558	\$36,739.00	\$2,608.47	\$4,812.81	\$44,160.28	Plant & Fleet	1
PLANT & FLEET	Toyota Camry L4 Altise	\$33,253.00	0	2028	2028	2	8094250	66574	\$33,253.00	\$2,360.96	\$4,356.14	\$39,970.11	Plant & Fleet	1
PLANT & FLEET	Flocon Hino Tar Truck	\$185,000.00	0	2028	2028	4	8094068	66170	\$185,000.00	\$13,135.00	\$24,235.00	\$222,370.00	Plant & Fleet	1
PLANT & FLEET	Excavator Kubota	\$60,000.00	0	2028	2028	4	8094069	66172	\$60,000.00	\$4,260.00	\$7,860.00	\$72,120.00	Plant & Fleet	1
PLANT & FLEET	Shindaiwa Pump 1 1/2",777.0000"	\$777.00	0	2028	2028	4	8094184	66497	\$777.00	\$55.17	\$101.79	\$933.95	Plant & Fleet	1
PLANT & FLEET	Travelling Irrigator	\$3,554.00	0	2028	2028	4	8094185	66498	\$3,554.00	\$252.33	\$465.57	\$4,271.91	Plant & Fleet	1
PLANT & FLEET	Dual Control Sweeper	\$371,980.00	0	2028	2028	4	8094216	66533	\$371,980.00	\$26,410.58	\$48,729.38	\$447,119.96	Plant & Fleet	1
PLANT & FLEET	Pump/Water Tank 6,900lt	\$1,149.00	0	2028	2028	4	8135092	67134	\$1,149.00	\$81.58	\$150.52	\$1,381.10	Plant & Fleet	1
<b>Total 2028</b>		<b>\$3,420,157.00</b>							<b>\$3,420,157.00</b>	<b>\$242,831.15</b>	<b>\$448,040.57</b>	<b>\$4,111,028.71</b>		

## Appendix C Budgeted Expenditures Accommodated in LTFP

SNOWY-MONARO REGIONAL COUNCIL - PLANT & FLEET										
CAPITAL RENEWAL BUDGET - 10 YEAR PROJECTION (\$000)										
Updated Estimation (Total)	FY 2018/2019	FY 2019/2020	FY 2020/2021	FY 2021/2022	FY 2022/2023	FY 2023/2024	FY 2024/2025	FY 2025/2026	FY 2026/2027	FY 2027/2028
TOTAL CAPITAL RENEWAL BUDGET	\$5,247.07	\$2,281.10	\$3,440.27		\$3,592.23	\$3,306.51	\$4,753.61	\$2,680.00	\$3,033.07	\$2,599.17
NEW/ UPGRADE	\$0.00	\$0.00	\$0.00	\$0.00	\$0.00	\$0.00	\$0.00	\$0.00	\$0.00	\$0.00
RENEWAL	\$5,247.07	\$2,281.10	\$3,440.27	\$3,315.54	\$3,592.23	\$3,306.51	\$4,753.61	\$2,680.00	\$3,033.07	\$2,599.17
Operations (Including Overheads)	\$3,284.07	\$3,284.07	\$3,284.07	\$3,284.07	\$3,284.07	\$3,284.07	\$3,284.07	\$3,284.07	\$3,284.07	\$3,284.07
Maintenance	\$1,789.89	\$1,789.89	\$1,789.89	\$1,789.89	\$1,789.89	\$1,789.89	\$1,789.89	\$1,789.89	\$1,789.89	\$1,789.89
Total Budget	\$10,321.03	\$7,355.07	\$8,514.23	\$8,389.50	\$8,666.20	\$8,380.47	\$9,827.57	\$7,753.96	\$8,107.04	\$7,673.13
Total Budget (Excluding Upgrade/New)	\$10,321.03	\$7,355.07	\$8,514.23	\$8,389.50	\$8,666.20	\$8,380.47	\$9,827.57	\$7,754	\$8,107	\$7,673

Total CRC	\$25,139.58
-----------	-------------

Operations	\$3,284	13.1%
Maintenance	\$1,790	7.1%

### Capital Renewal Budget - 10 Yr Projection

